

Chapter 2

Trigonometric Functions

Section 2.1

1. $C = 2\pi r$; $A = \pi r^2$

2. $A = \frac{1}{2} 2\pi(2) = 2\pi$

3. standard position

4. central angle

5. d

6. $r\theta$; $\frac{1}{2}r^2\theta$

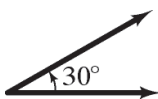
7. b

8. $\frac{s}{t}$; $\frac{\theta}{t}$

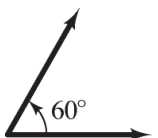
9. True

10. False; $v = r\omega$

11.



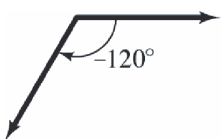
12.



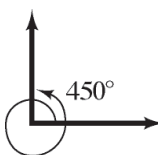
13.



14.



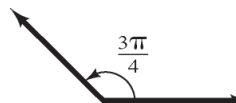
15.



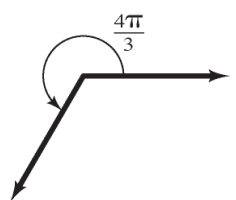
16.



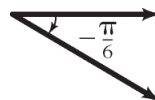
17.



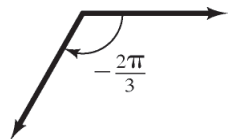
18.



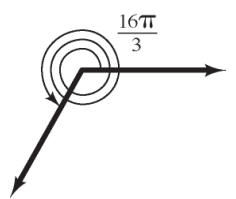
19.



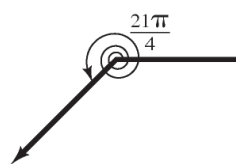
20.



21.



22.



23. $40^\circ 10' 25'' = \left(40 + 10 \cdot \frac{1}{60} + 25 \cdot \frac{1}{60} \cdot \frac{1}{60}\right)^\circ$
 $\approx (40 + 0.1667 + 0.00694)^\circ$
 $\approx 40.17^\circ$

24. $61^\circ 42' 21'' = \left(61 + 42 \cdot \frac{1}{60} + 21 \cdot \frac{1}{60} \cdot \frac{1}{60}\right)^\circ$
 $\approx (61 + 0.7000 + 0.00583)^\circ$
 $\approx 61.71^\circ$

Section 2.1: Angles and Their Measure

$$\begin{aligned} 25. \quad 50^\circ 14' 20'' &= 50 + 14 \cdot \frac{1}{60} + 20 \cdot \frac{1}{60} \cdot \frac{1}{60}^\circ \\ &\approx (50 + 0.2333 + 0.00556)^\circ \\ &\approx 50.24^\circ \end{aligned}$$

$$\begin{aligned} 26. \quad 73^\circ 40' 40'' &= \left(73 + 40 \cdot \frac{1}{60} + 40 \cdot \frac{1}{60} \cdot \frac{1}{60} \right)^\circ \\ &\approx (73 + 0.6667 + 0.0111)^\circ \\ &\approx 73.68^\circ \end{aligned}$$

$$\begin{aligned} 27. \quad 9^\circ 9' 9'' &= \left(9 + 9 \cdot \frac{1}{60} + 9 \cdot \frac{1}{60} \cdot \frac{1}{60} \right)^\circ \\ &= (9 + 0.15 + 0.0025)^\circ \\ &\approx 9.15^\circ \end{aligned}$$

$$\begin{aligned} 28. \quad 98^\circ 22' 45'' &= \left(98 + 22 \cdot \frac{1}{60} + 45 \cdot \frac{1}{60} \cdot \frac{1}{60} \right)^\circ \\ &\approx (98 + 0.3667 + 0.0125)^\circ \\ &\approx 98.38^\circ \end{aligned}$$

$$\begin{aligned} 29. \quad 40.32^\circ &= 40^\circ + 0.32^\circ \\ &= 40^\circ + 0.32(60') \\ &= 40^\circ + 19.2' \\ &= 40^\circ + 19' + 0.2' \\ &= 40^\circ + 19' + 0.2(60'') \\ &= 40^\circ + 19' + 12'' \\ &= 40^\circ 19' 12'' \end{aligned}$$

$$\begin{aligned} 30. \quad 61.24^\circ &= 61^\circ + 0.24^\circ \\ &= 61^\circ + 0.24(60') \\ &= 61^\circ + 14.4' \\ &= 61^\circ + 14' + 0.4' \\ &= 61^\circ + 14' + 0.4(60'') \\ &= 61^\circ + 14' + 24'' \\ &= 61^\circ 14' 24'' \end{aligned}$$

$$\begin{aligned} 31. \quad 18.255^\circ &= 18^\circ + 0.255^\circ \\ &= 18^\circ + 0.255(60') \\ &= 18^\circ + 15.3' \\ &= 18^\circ + 15' + 0.3' \\ &= 18^\circ + 15' + 0.3(60'') \\ &= 18^\circ + 15' + 18'' \\ &= 18^\circ 15' 18'' \end{aligned}$$

$$\begin{aligned} 32. \quad 29.411^\circ &= 29^\circ + 0.411^\circ \\ &= 29^\circ + 0.411(60') \\ &= 29^\circ + 24.66' \\ &= 29^\circ + 24' + 0.66' \\ &= 29^\circ + 0.66(60'') \\ &= 29^\circ + 24' + 39.6'' \\ &\approx 29^\circ 24' 40'' \end{aligned}$$

$$\begin{aligned} 33. \quad 19.99^\circ &= 19^\circ + 0.99^\circ \\ &= 19^\circ + 0.99(60') \\ &= 19^\circ + 59.4' \\ &= 19^\circ + 59' + 0.4' \\ &= 19^\circ + 59' + 0.4(60'') \\ &= 19^\circ + 59' + 24'' \\ &= 19^\circ 59' 24'' \end{aligned}$$

$$\begin{aligned} 34. \quad 44.01^\circ &= 44^\circ + 0.01^\circ \\ &= 44^\circ + 0.01(60') \\ &= 44^\circ + 0.6' \\ &= 44^\circ + 0' + 0.6' \\ &= 44^\circ + 0' + 0.6(60'') \\ &= 44^\circ + 0' + 36'' \\ &= 44^\circ 0' 36'' \end{aligned}$$

$$35. \quad 30^\circ = 30 \cdot \frac{\pi}{180} \text{ radian} = \frac{\pi}{6} \text{ radian}$$

$$36. \quad 120^\circ = 120 \cdot \frac{\pi}{180} \text{ radian} = \frac{2\pi}{3} \text{ radians}$$

$$37. \quad 240^\circ = 240 \cdot \frac{\pi}{180} \text{ radian} = \frac{4\pi}{3} \text{ radians}$$

$$38. \quad 330^\circ = 330 \cdot \frac{\pi}{180} \text{ radian} = \frac{11\pi}{6} \text{ radians}$$

$$39. \quad -60^\circ = -60 \cdot \frac{\pi}{180} \text{ radian} = -\frac{\pi}{3} \text{ radian}$$

$$40. \quad -30^\circ = -30 \cdot \frac{\pi}{180} \text{ radian} = -\frac{\pi}{6} \text{ radian}$$

$$41. \quad 180^\circ = 180 \cdot \frac{\pi}{180} \text{ radian} = \pi \text{ radians}$$

$$42. \quad 270^\circ = 270 \cdot \frac{\pi}{180} \text{ radian} = \frac{3\pi}{2} \text{ radians}$$

Chapter 2: Trigonometric Functions

43. $-135^\circ = -135 \cdot \frac{\pi}{180}$ radian $= -\frac{3\pi}{4}$ radians
44. $-225^\circ = -225 \cdot \frac{\pi}{180}$ radian $= -\frac{5\pi}{4}$ radians
45. $-90^\circ = -90 \cdot \frac{\pi}{180}$ radian $= -\frac{\pi}{2}$ radians
46. $-180^\circ = -180 \cdot \frac{\pi}{180}$ radian $= -\pi$ radians
47. $\frac{\pi}{3} = \frac{\pi}{3} \cdot \frac{180}{\pi}$ degrees $= 60^\circ$
48. $\frac{5\pi}{6} = \frac{5\pi}{6} \cdot \frac{180}{\pi}$ degrees $= 150^\circ$
49. $-\frac{5\pi}{4} = -\frac{5\pi}{4} \cdot \frac{180}{\pi}$ degrees $= -225^\circ$
50. $-\frac{2\pi}{3} = -\frac{2\pi}{3} \cdot \frac{180}{\pi}$ degrees $= -120^\circ$
51. $\frac{\pi}{2} = \frac{\pi}{2} \cdot \frac{180}{\pi}$ degrees $= 90^\circ$
52. $4\pi = 4\pi \cdot \frac{180}{\pi}$ degrees $= 720^\circ$
53. $\frac{\pi}{12} = \frac{\pi}{12} \cdot \frac{180}{\pi}$ degrees $= 15^\circ$
54. $\frac{5\pi}{12} = \frac{5\pi}{12} \cdot \frac{180}{\pi}$ degrees $= 75^\circ$
55. $-\frac{\pi}{2} = -\frac{\pi}{2} \cdot \frac{180}{\pi}$ degrees $= -90^\circ$
56. $-\pi = -\pi \cdot \frac{180}{\pi}$ degrees $= -180^\circ$
57. $-\frac{\pi}{6} = -\frac{\pi}{6} \cdot \frac{180}{\pi}$ degrees $= -30^\circ$
58. $-\frac{3\pi}{4} = -\frac{3\pi}{4} \cdot \frac{180}{\pi}$ degrees $= -135^\circ$
59. $17^\circ = 17 \cdot \frac{\pi}{180}$ radian $= \frac{17\pi}{180}$ radian ≈ 0.30 radian

60. $73^\circ = 73 \cdot \frac{\pi}{180}$ radian
 $= \frac{73\pi}{180}$ radians
 ≈ 1.27 radians
61. $-40^\circ = -40 \cdot \frac{\pi}{180}$ radian
 $= -\frac{2\pi}{9}$ radian
 ≈ -0.70 radian
62. $-51^\circ = -51 \cdot \frac{\pi}{180}$ radian
 $= -\frac{17\pi}{60}$ radian
 ≈ -0.89 radian
63. $125^\circ = 125 \cdot \frac{\pi}{180}$ radian
 $= \frac{25\pi}{36}$ radians
 ≈ 2.18 radians
64. $350^\circ = 350 \cdot \frac{\pi}{180}$ radian
 $= \frac{35\pi}{18}$ radians
 ≈ 6.11 radians
65. 3.14 radians $= 3.14 \cdot \frac{180}{\pi}$ degrees $\approx 179.91^\circ$
66. 0.75 radian $= 0.75 \cdot \frac{180}{\pi}$ degrees $\approx 42.97^\circ$
67. 2 radians $= 2 \cdot \frac{180}{\pi}$ degrees $\approx 114.59^\circ$
68. 3 radians $= 3 \cdot \frac{180}{\pi}$ degrees $\approx 171.89^\circ$
69. 6.32 radians $= 6.32 \cdot \frac{180}{\pi}$ degrees $\approx 362.11^\circ$
70. $\sqrt{2}$ radians $= \sqrt{2} \cdot \frac{180}{\pi}$ degrees $\approx 81.03^\circ$

Section 2.1: Angles and Their Measure

71. $r = 10$ meters; $\theta = \frac{1}{2}$ radian;

$$s = r\theta = 10 \cdot \frac{1}{2} = 5 \text{ meters}$$

72. $r = 6$ feet; $\theta = 2$ radian; $s = r\theta = 6 \cdot 2 = 12$ feet

73. $\theta = \frac{1}{3}$ radian; $s = 2$ feet;

$$s = r\theta$$

$$r = \frac{s}{\theta} = \frac{2}{(1/3)} = 6 \text{ feet}$$

74. $\theta = \frac{1}{4}$ radian; $s = 6$ cm;

$$s = r\theta$$

$$r = \frac{s}{\theta} = \frac{6}{(1/4)} = 24 \text{ cm}$$

75. $r = 5$ miles; $s = 3$ miles;

$$s = r\theta$$

$$\theta = \frac{s}{r} = \frac{3}{5} = 0.6 \text{ radian}$$

76. $r = 6$ meters; $s = 8$ meters;

$$s = r\theta$$

$$\theta = \frac{s}{r} = \frac{8}{6} = \frac{4}{3} \approx 1.333 \text{ radians}$$

77. $r = 2$ inches; $\theta = 30^\circ = 30 \cdot \frac{\pi}{180} = \frac{\pi}{6}$ radian;

$$s = r\theta = 2 \cdot \frac{\pi}{6} = \frac{\pi}{3} \approx 1.047 \text{ inches}$$

78. $r = 3$ meters; $\theta = 120^\circ = 120 \cdot \frac{\pi}{180} = \frac{2\pi}{3}$ radians

$$s = r\theta = 3 \cdot \frac{2\pi}{3} = 2\pi \approx 6.283 \text{ meters}$$

79. $r = 10$ meters; $\theta = \frac{1}{2}$ radian

$$A = \frac{1}{2}r^2\theta = \frac{1}{2}(10)^2\left(\frac{1}{2}\right) = \frac{100}{4} = 25 \text{ m}^2$$

80. $r = 6$ feet; $\theta = 2$ radians

$$A = \frac{1}{2}r^2\theta = \frac{1}{2}(6)^2(2) = 36 \text{ ft}^2$$

81. $\theta = \frac{1}{3}$ radian; $A = 2 \text{ ft}^2$

$$A = \frac{1}{2}r^2\theta$$

$$2 = \frac{1}{2}r^2\left(\frac{1}{3}\right)$$

$$2 = \frac{1}{6}r^2$$

$$12 = r^2$$

$$r = \sqrt{12} = 2\sqrt{3} \approx 3.464 \text{ feet}$$

82. $\theta = \frac{1}{4}$ radian; $A = 6 \text{ cm}^2$

$$A = \frac{1}{2}r^2\theta$$

$$6 = \frac{1}{2}r^2\left(\frac{1}{4}\right)$$

$$6 = \frac{1}{8}r^2$$

$$48 = r^2$$

$$r = \sqrt{48} = 4\sqrt{3} \approx 6.928 \text{ cm}$$

83. $r = 5$ miles; $A = 3 \text{ mi}^2$

$$A = \frac{1}{2}r^2\theta$$

$$3 = \frac{1}{2}(5)^2\theta$$

$$3 = \frac{25}{2}\theta$$

$$\theta = \frac{6}{25} = 0.24 \text{ radian}$$

84. $r = 6$ meters; $A = 8 \text{ m}^2$

$$A = \frac{1}{2}r^2\theta$$

$$8 = \frac{1}{2}(6)^2\theta$$

$$8 = 18\theta$$

$$\theta = \frac{8}{18} = \frac{4}{9} \approx 0.444 \text{ radian}$$

85. $r = 2$ inches; $\theta = 30^\circ = 30 \cdot \frac{\pi}{180} = \frac{\pi}{6}$ radian

$$A = \frac{1}{2}r^2\theta = \frac{1}{2}(2)^2\left(\frac{\pi}{6}\right) = \frac{\pi}{3} \approx 1.047 \text{ in}^2$$

Chapter 2: Trigonometric Functions

86. $r = 3$ meters; $\theta = 120^\circ = 120 \cdot \frac{\pi}{180} = \frac{2\pi}{3}$ radians

$$A = \frac{1}{2}r^2\theta = \frac{1}{2}(3)^2\left(\frac{2\pi}{3}\right) = 3\pi \approx 9.425 \text{ m}^2$$

87. $r = 2$ feet; $\theta = \frac{\pi}{3}$ radians

$$s = r\theta = 2 \cdot \frac{\pi}{3} = \frac{2\pi}{3} \approx 2.094 \text{ feet}$$

$$A = \frac{1}{2}r^2\theta = \frac{1}{2}(2)^2\left(\frac{\pi}{3}\right) = \frac{2\pi}{3} \approx 2.094 \text{ ft}^2$$

88. $r = 4$ meters; $\theta = \frac{\pi}{6}$ radian

$$s = r\theta = 4 \cdot \frac{\pi}{6} = \frac{2\pi}{3} \approx 2.094 \text{ meters}$$

$$A = \frac{1}{2}r^2\theta = \frac{1}{2}(4)^2\left(\frac{\pi}{6}\right) = \frac{4\pi}{3} \approx 4.189 \text{ m}^2$$

89. $r = 12$ yards; $\theta = 70^\circ = 70 \cdot \frac{\pi}{180} = \frac{7\pi}{18}$ radians

$$s = r\theta = 12 \cdot \frac{7\pi}{18} \approx 14.661 \text{ yards}$$

$$A = \frac{1}{2}r^2\theta = \frac{1}{2}(12)^2\left(\frac{7\pi}{18}\right) = 28\pi \approx 87.965 \text{ yd}^2$$

90. $r = 9$ cm; $\theta = 50^\circ = 50 \cdot \frac{\pi}{180} = \frac{5\pi}{18}$ radian

$$s = r\theta = 9 \cdot \frac{5\pi}{18} \approx 7.854 \text{ cm}$$

$$A = \frac{1}{2}r^2\theta = \frac{1}{2}(9)^2\left(\frac{5\pi}{18}\right) = \frac{45\pi}{4} \approx 35.343 \text{ cm}^2$$

91. $r = 6$ inches

In 15 minutes,

$$\theta = \frac{15}{60} \text{ rev} = \frac{1}{4} \cdot 360^\circ = 90^\circ = \frac{\pi}{2} \text{ radians}$$

$$s = r\theta = 6 \cdot \frac{\pi}{2} = 3\pi \approx 9.42 \text{ inches}$$

In 25 minutes,

$$\theta = \frac{25}{60} \text{ rev} = \frac{5}{12} \cdot 360^\circ = 150^\circ = \frac{5\pi}{6} \text{ radians}$$

$$s = r\theta = 6 \cdot \frac{5\pi}{6} = 5\pi \approx 15.71 \text{ inches}$$

92. $r = 40$ inches; $\theta = 20^\circ = \frac{\pi}{9}$ radian

$$s = r\theta = 40 \cdot \frac{\pi}{9} = \frac{40\pi}{9} \approx 13.96 \text{ inches}$$

93. $r = 4$ m; $\theta = 45^\circ = 45 \cdot \frac{\pi}{180} = \frac{\pi}{4}$ radian

$$A = \frac{1}{2}r^2\theta = \frac{1}{2}(4)^2\left(\frac{\pi}{4}\right) = 2\pi \approx 6.28 \text{ m}^2$$

94. $r = 3$ cm; $\theta = 60^\circ = 60 \cdot \frac{\pi}{180} = \frac{\pi}{3}$ radians

$$A = \frac{1}{2}r^2\theta = \frac{1}{2}(3)^2\left(\frac{\pi}{3}\right) = \frac{3\pi}{2} \approx 4.71 \text{ cm}^2$$

95. $r = 30$ feet; $\theta = 135^\circ = 135 \cdot \frac{\pi}{180} = \frac{3\pi}{4}$ radians

$$A = \frac{1}{2}r^2\theta = \frac{1}{2}(30)^2\left(\frac{3\pi}{4}\right) = \frac{675\pi}{2} \approx 1060.29 \text{ ft}^2$$

96. $r = 15$ yards; $A = 100 \text{ yd}^2$

$$A = \frac{1}{2}r^2\theta$$

$$100 = \frac{1}{2}(15)^2\theta$$

$$100 = 112.5\theta$$

$$\theta = \frac{100}{112.5} = \frac{8}{9} \approx 0.89 \text{ radian}$$

$$\text{or } \frac{8}{9} \cdot \frac{180}{\pi} = \left(\frac{160}{\pi}\right)^\circ \approx 50.93^\circ$$

97. $A = \frac{1}{2}r_1^2\theta - \frac{1}{2}r_2^2\theta$ $\theta = 120^\circ = \frac{2\pi}{3}$

$$= \frac{1}{2}(34)^2 \frac{2\pi}{3} - \frac{1}{2}(9)^2 \frac{2\pi}{3}$$

$$= \frac{1}{2}(1156) \frac{2\pi}{3} - \frac{1}{2}(81) \frac{2\pi}{3}$$

$$= (1156) \frac{\pi}{3} - (81) \frac{\pi}{3}$$

$$= \frac{1156\pi}{3} - \frac{81\pi}{3}$$

$$= \frac{1075\pi}{3} \approx 1125.74 \text{ in}^2$$

Section 2.1: Angles and Their Measure

$$\begin{aligned}
 98. \quad A &= \frac{1}{2}r_1^2\theta - \frac{1}{2}r_2^2\theta \quad \theta = 125^\circ = \frac{25\pi}{36} \\
 &= \frac{1}{2}(30)^2 \frac{25\pi}{36} - \frac{1}{2}(6)^2 \frac{25\pi}{36} \\
 &= \frac{1}{2}(900) \frac{25\pi}{36} - \frac{1}{2}(36) \frac{25\pi}{36} \\
 &= (450) \frac{25\pi}{36} - (18) \frac{25\pi}{36} \\
 &= \frac{11250\pi}{36} - \frac{450\pi}{36} \\
 &= \frac{10800\pi}{36} = 300\pi \approx 942.48 \text{ in}^2
 \end{aligned}$$

$$\begin{aligned}
 99. \quad r &= 5 \text{ cm}; \quad t = 20 \text{ seconds}; \quad \theta = \frac{1}{3} \text{ radian} \\
 \omega &= \frac{\theta}{t} = \frac{(1/3)}{20} = \frac{1}{3} \cdot \frac{1}{20} = \frac{1}{60} \text{ radian/sec} \\
 v &= \frac{s}{t} = \frac{r\theta}{t} = \frac{5 \cdot (1/3)}{20} = \frac{5}{3} \cdot \frac{1}{20} = \frac{1}{12} \text{ cm/sec}
 \end{aligned}$$

$$\begin{aligned}
 100. \quad r &= 2 \text{ meters}; \quad t = 20 \text{ seconds}; \quad s = 5 \text{ meters} \\
 \omega &= \frac{\theta}{t} = \frac{(s/r)}{t} = \frac{(5/2)}{20} = \frac{5}{2} \cdot \frac{1}{20} = \frac{1}{8} \text{ radian/sec} \\
 v &= \frac{s}{t} = \frac{5}{20} = \frac{1}{4} \text{ m/sec}
 \end{aligned}$$

$$\begin{aligned}
 101. \quad r &= 25 \text{ feet}; \quad \omega = 13 \text{ rev/min} = 26\pi \text{ rad/min} \\
 v &= r\omega = 25 \cdot 26\pi \text{ ft./min} = 650\pi \approx 2042.0 \text{ ft/min} \\
 v &= 650\pi \frac{\text{ft.}}{\text{min}} \cdot \frac{1\text{mi}}{5280\text{ft}} \cdot \frac{60\text{min}}{1\text{hr}} \approx 23.2 \text{ mi/hr}
 \end{aligned}$$

$$\begin{aligned}
 102. \quad r &= 6.5 \text{ m}; \quad \omega = 22 \text{ rev/min} = 44\pi \text{ rad/min} \\
 v &= r\omega = (6.5) \cdot 44\pi \text{ m/min} = 286\pi \approx 898.5 \text{ m/min} \\
 v &= 286\pi \frac{\text{m}}{\text{min}} \cdot \frac{1\text{km}}{1000\text{m}} \cdot \frac{60\text{min}}{1\text{hr}} \approx 53.9 \text{ km/hr}
 \end{aligned}$$

$$\begin{aligned}
 103. \quad r &= 4 \text{ m}; \quad \omega = 8000 \text{ rev/min} = 16000\pi \text{ rad/min} \\
 v &= r\omega = (4) \cdot 16000\pi \text{ m/min} = 64000\pi \text{ cm/min} \\
 v &= 64000\pi \frac{\text{cm}}{\text{min}} \cdot \frac{1\text{m}}{100\text{cm}} \cdot \frac{1\text{km}}{1000\text{m}} \cdot \frac{60\text{min}}{1\text{hr}} \\
 &\approx 120.6 \text{ km/hr}
 \end{aligned}$$

$$\begin{aligned}
 104. \quad r &= 5 \text{ m}; \quad \omega = 5400 \text{ rev/min} = 10800\pi \text{ rad/min} \\
 v &= r\omega = (5) \cdot 10800\pi \text{ m/min} = 54000\pi \text{ cm/min} \\
 v &= 54000\pi \frac{\text{cm}}{\text{min}} \cdot \frac{1\text{m}}{100\text{cm}} \cdot \frac{1\text{km}}{1000\text{m}} \cdot \frac{60\text{min}}{1\text{hr}} \\
 &\approx 101.8 \text{ km/hr}
 \end{aligned}$$

$$\begin{aligned}
 105. \quad d &= 26 \text{ inches}; \quad r = 13 \text{ inches}; \quad v = 35 \text{ mi/hr} \\
 v &= \frac{35 \text{ mi}}{\text{hr}} \cdot \frac{5280 \text{ ft}}{\text{mi}} \cdot \frac{12 \text{ in.}}{\text{ft}} \cdot \frac{1 \text{ hr}}{60 \text{ min}} \\
 &= 36,960 \text{ in./min} \\
 \omega &= \frac{v}{r} = \frac{36,960 \text{ in./min}}{13 \text{ in.}} \\
 &\approx 2843.08 \text{ radians/min} \\
 &\approx \frac{2843.08 \text{ rad}}{\text{min}} \cdot \frac{1 \text{ rev}}{2\pi \text{ rad}} \\
 &\approx 452.5 \text{ rev/min}
 \end{aligned}$$

$$\begin{aligned}
 106. \quad r &= 15 \text{ inches}; \quad \omega = 3 \text{ rev/sec} = 6\pi \text{ rad/sec} \\
 v &= r\omega = 15 \cdot 6\pi \text{ in./sec} = 90\pi \approx 282.7 \text{ in/sec} \\
 v &= 90\pi \frac{\text{in.}}{\text{sec}} \cdot \frac{1\text{ft}}{12\text{in.}} \cdot \frac{1\text{mi}}{5280\text{ft}} \cdot \frac{3600\text{sec}}{1\text{hr}} \approx 16.1 \text{ mi/hr}
 \end{aligned}$$

$$\begin{aligned}
 107. \quad r &= 3960 \text{ miles} \\
 \theta &= 35^\circ 9' - 29^\circ 57' \\
 &= 5^\circ 12' \\
 &= 5.2^\circ \\
 &= 5.2 \cdot \frac{\pi}{180} \\
 &\approx 0.09076 \text{ radian} \\
 s &= r\theta = 3960(0.09076) \approx 359 \text{ miles}
 \end{aligned}$$

$$\begin{aligned}
 108. \quad r &= 3960 \text{ miles} \\
 \theta &= 38^\circ 21' - 30^\circ 20' \\
 &= 8^\circ 1' \\
 &\approx 8.017^\circ \\
 &= 8.017 \cdot \frac{\pi}{180} \\
 &\approx 0.1399 \text{ radian} \\
 s &= r\theta = 3960(0.1399) \approx 554 \text{ miles}
 \end{aligned}$$

$$\begin{aligned}
 109. \quad r &= 3429.5 \text{ miles} \\
 \omega &= 1 \text{ rev/day} = 2\pi \text{ radians/day} = \frac{\pi}{12} \text{ radians/hr} \\
 v &= r\omega = 3429.5 \cdot \frac{\pi}{12} \approx 898 \text{ miles/hr}
 \end{aligned}$$

Chapter 2: Trigonometric Functions

110. $r = 3033.5$ miles

$$\omega = 1 \text{ rev/day} = 2\pi \text{ radians/day} = \frac{\pi}{12} \text{ radians/hr}$$

$$v = r\omega = 3033.5 \cdot \frac{\pi}{12} \approx 794 \text{ miles/hr}$$

111. $r = 2.39 \times 10^5$ miles

$$\omega = 1 \text{ rev/27.3 days}$$

$$= 2\pi \text{ radians/27.3 days}$$

$$= \frac{\pi}{12 \cdot 27.3} \text{ radians/hr}$$

$$v = r\omega = (2.39 \times 10^5) \cdot \frac{\pi}{327.6} \approx 2292 \text{ miles/hr}$$

112. $r = 9.29 \times 10^7$ miles

$$\omega = 1 \text{ rev/365 days}$$

$$= 2\pi \text{ radians/365 days}$$

$$= \frac{\pi}{12 \cdot 365} \text{ radians/hr}$$

$$v = r\omega = (9.29 \times 10^7) \cdot \frac{\pi}{4380} \approx 66,633 \text{ miles/hr}$$

113. $r_1 = 2$ inches; $r_2 = 8$ inches;

$$\omega_1 = 3 \text{ rev/min} = 6\pi \text{ radians/min}$$

Find ω_2 :

$$v_1 = v_2$$

$$r_1\omega_1 = r_2\omega_2$$

$$2(6\pi) = 8\omega_2$$

$$\omega_2 = \frac{12\pi}{8}$$

$$= 1.5\pi \text{ radians/min}$$

$$= \frac{1.5\pi}{2\pi} \text{ rev/min}$$

$$= \frac{3}{4} \text{ rev/min}$$

114. $r = 30$ feet

$$\omega = \frac{1 \text{ rev}}{70 \text{ sec}} = \frac{2\pi}{70 \text{ sec}} = \frac{\pi}{35} \approx 0.09 \text{ radian/sec}$$

$$v = r\omega = 30 \text{ feet} \cdot \frac{\pi \text{ rad}}{35 \text{ sec}} = \frac{6\pi \text{ ft}}{7 \text{ sec}} \approx 2.69 \text{ feet/sec}$$

115. $r = 4$ feet; $\omega = 10 \text{ rev/min} = 20\pi \text{ radians/min}$

$$v = r\omega$$

$$= 4 \cdot 20\pi$$

$$= 80\pi \frac{\text{ft}}{\text{min}}$$

$$= \frac{80\pi \text{ ft}}{\text{min}} \cdot \frac{1 \text{ mi}}{5280 \text{ ft}} \cdot \frac{60 \text{ min}}{\text{hr}}$$

$$\approx 2.86 \text{ mi/hr}$$

116. $d = 26$ inches; $r = 13$ inches;

$$\omega = 480 \text{ rev/min} = 960\pi \text{ radians/min}$$

$$v = r\omega$$

$$= 13 \cdot 960\pi$$

$$= 12480\pi \frac{\text{in}}{\text{min}}$$

$$= \frac{12480\pi \text{ in}}{\text{min}} \cdot \frac{1 \text{ ft}}{12 \text{ in}} \cdot \frac{1 \text{ mi}}{5280 \text{ ft}} \cdot \frac{60 \text{ min}}{\text{hr}}$$

$$\approx 37.13 \text{ mi/hr}$$

$$\omega = \frac{v}{r}$$

$$= \frac{80 \text{ mi/hr}}{13 \text{ in}} \cdot \frac{12 \text{ in}}{1 \text{ ft}} \cdot \frac{5280 \text{ ft}}{1 \text{ mi}} \cdot \frac{1 \text{ hr}}{60 \text{ min}} \cdot \frac{1 \text{ rev}}{2\pi \text{ rad}}$$

$$\approx 1034.26 \text{ rev/min}$$

117. $d = 8.5$ feet; $r = 4.25$ feet; $v = 9.55$ mi/hr

$$\omega = \frac{v}{r} = \frac{9.55 \text{ mi/hr}}{4.25 \text{ ft}}$$

$$= \frac{9.55 \text{ mi}}{\text{hr}} \cdot \frac{1}{4.25 \text{ ft}} \cdot \frac{5280 \text{ ft}}{\text{mi}} \cdot \frac{1 \text{ hr}}{60 \text{ min}} \cdot \frac{1 \text{ rev}}{2\pi}$$

$$\approx 31.47 \text{ rev/min}$$

118. Let t represent the time for the earth to rotate 90 miles.

$$\frac{t}{90} = \frac{24}{2\pi(3559)}$$

$$t = \frac{90(24)}{2\pi(3559)} \approx 0.0966 \text{ hours} \approx 5.8 \text{ minutes}$$

$$\begin{aligned}
 119. \quad A &= \pi r^2 \\
 &= \pi(9)^2 \\
 &= 81\pi
 \end{aligned}$$

We need $\frac{3}{4}$ of this area. $\frac{3}{4} 81\pi = \frac{243}{4}\pi$. Now

we calculate the small area.

$$\begin{aligned}
 A &= \pi r^2 \\
 &= \pi(3)^2 \\
 &= 9\pi
 \end{aligned}$$

We need $\frac{1}{4}$ of the small area. $\frac{1}{4} 9\pi = \frac{9}{4}\pi$

So the total area is: $\frac{243}{4}\pi + \frac{9}{4}\pi = \frac{252}{4}\pi = 63\pi$ square feet.

120. First we find the radius of the circle.

$$\begin{aligned}
 C &= 2\pi r \\
 8\pi &= 2\pi r \\
 4 &= r
 \end{aligned}$$

The area of the circle is $A = \pi r^2 = \pi(4)^2 = 16\pi$.

The area of the sector of the circle is 4π . Now we calculate the area of the rectangle.

$$\begin{aligned}
 A &= lw \\
 A &= (4)(4 + 7) \\
 A &= 44
 \end{aligned}$$

So the area of the rectangle that is outside of the circle is $44 - 4\pi$ u².

121. The earth makes one full rotation in 24 hours. The distance traveled in 24 hours is the circumference of the earth. At the equator the circumference is $2\pi(3960)$ miles. Therefore, the linear velocity a person must travel to keep up with the sun is:

$$v = \frac{s}{t} = \frac{2\pi(3960)}{24} \approx 1037 \text{ miles/hr}$$

122. Find s , when $r = 3960$ miles and $\theta = 1'$.

$$\theta = 1' \cdot \frac{1 \text{ degree}}{60 \text{ min}} \cdot \frac{\pi \text{ radians}}{180 \text{ degrees}} \approx 0.00029 \text{ radian}$$

$$s = r\theta = 3960(0.00029) \approx 1.15 \text{ miles}$$

Thus, 1 nautical mile is approximately 1.15 statute miles.

123. We know that the distance between Alexandria and Syene to be $s = 500$ miles. Since the measure of the Sun's rays in Alexandria is 7.2° , the central angle formed at the center of Earth between Alexandria and Syene must also be 7.2° . Converting to radians, we have

$$7.2^\circ = 7.2^\circ \cdot \frac{\pi}{180^\circ} = \frac{\pi}{25} \text{ radian. Therefore,}$$

$$s = r\theta$$

$$500 = r \cdot \frac{\pi}{25}$$

$$r = \frac{25}{\pi} \cdot 500 = \frac{12,500}{\pi} \approx 3979 \text{ miles}$$

$$C = 2\pi r = 2\pi \cdot \frac{12,500}{\pi} = 25,000 \text{ miles.}$$

The radius of Earth is approximately 3979 miles, and the circumference is approximately 25,000 miles.

124. a. The length of the outfield fence is the arc length subtended by a central angle $\theta = 96^\circ$ with $r = 200$ feet.

$$s = r \cdot \theta = 200 \cdot 96^\circ \cdot \frac{\pi}{180^\circ} \approx 335.10 \text{ feet}$$

The outfield fence is approximately 335.1 feet long.

b. The area of the warning track is the difference between the areas of two sectors with central angle $\theta = 96^\circ$. One sector with $r = 200$ feet and the other with $r = 190$ feet.

$$\begin{aligned}
 A &= \frac{1}{2}R^2\theta - \frac{1}{2}r^2\theta = \frac{\theta}{2}(R^2 - r^2) \\
 &= \frac{96^\circ}{2} \cdot \frac{\pi}{180^\circ} (200^2 - 190^2) \\
 &= \frac{4\pi}{15} (3900) \approx 3267.26
 \end{aligned}$$

The area of the warning track is about 3267.26 square feet.

Chapter 2: Trigonometric Functions

- 125.** r_1 rotates at ω_1 rev/min, so $v_1 = r_1\omega_1$.
 r_2 rotates at ω_2 rev/min, so $v_2 = r_2\omega_2$.
 Since the linear speed of the belt connecting the pulleys is the same, we have:

$$\begin{aligned} v_1 &= v_2 \\ r_1\omega_1 &= r_2\omega_2 \\ \frac{r_1\omega_1}{r_2\omega_1} &= \frac{r_2\omega_2}{r_2\omega_1} \\ \frac{r_1}{r_2} &= \frac{\omega_2}{\omega_1} \end{aligned}$$

- 126.** Answers will vary.

- 127.** If the radius of a circle is r and the length of the arc subtended by the central angle is also r , then the measure of the angle is 1 radian. Also,

$$1 \text{ radian} = \frac{180}{\pi} \text{ degrees.}$$

$$1^\circ = \frac{1}{360} \text{ revolution}$$

- 128.** Note that $1^\circ = 1^\circ \cdot \left(\frac{\pi \text{ radians}}{180^\circ}\right) \approx 0.017$ radian

$$\text{and } 1 \text{ radian} \cdot \left(\frac{180^\circ}{\pi \text{ radians}}\right) \approx 57.296^\circ.$$

Therefore, an angle whose measure is 1 radian is larger than an angle whose measure is 1 degree.

- 129.** Linear speed measures the distance traveled per unit time, and angular speed measures the change in a central angle per unit time. In other words, linear speed describes distance traveled by a point located on the edge of a circle, and angular speed describes the turning rate of the circle itself.
- 130.** This is a true statement. That is, since an angle measured in degrees can be converted to radian measure by using the formula $180 \text{ degrees} = \pi \text{ radians}$, the arc length formula can be rewritten as follows: $s = r\theta = \frac{\pi}{180}r\theta$.
- 131 – 133.** Answers will vary.

- 134.** $f(x) = 3x + 7$
 $0 = 3x + 7$

$$3x = -7 \rightarrow x = -\frac{7}{3}$$

- 135.** $x^2 - 9$ cannot be zero so the domain is:

$$\{x \mid x \neq \pm 3\}$$

- 136.** Shift to the left 3 units would give $y = |x + 3|$.
 Reflecting about the x-axis would give $y = -|x + 3|$. Shifting down 4 units would result in $y = -|x + 3| - 4$.

- 137.** $\frac{x_1 + x_2}{2}, \frac{y_1 + y_2}{2}$
 $= \frac{3 + (-4)}{2}, \frac{6 + 2}{2}$
 $= \frac{-1}{2}, \frac{8}{2} = -\frac{1}{2}, 4$

Section 2.2

- $c^2 = a^2 + b^2$
- $f(5) = 3(5) - 7 = 15 - 7 = 8$
- True
- equal; proportional
- $\left(-\frac{1}{2}, \frac{\sqrt{3}}{2}\right)$
- $-\frac{1}{2}$
- b
- (0,1)
- $\left(\frac{\sqrt{2}}{2}, \frac{\sqrt{2}}{2}\right)$
- a
- $\frac{y}{r}; \frac{x}{r}$
- False

$$13. P = \left(\frac{\sqrt{3}}{2}, \frac{1}{2} \right) \Rightarrow x = \frac{\sqrt{3}}{2}, y = \frac{1}{2}$$

$$\sin t = y = \frac{1}{2}$$

$$\cos t = x = \frac{\sqrt{3}}{2}$$

$$\tan t = \frac{y}{x} = \frac{\left(\frac{1}{2} \right)}{\left(\frac{\sqrt{3}}{2} \right)} = \frac{1}{2} \cdot \frac{2}{\sqrt{3}} = \frac{1}{\sqrt{3}} \cdot \frac{\sqrt{3}}{\sqrt{3}} = \frac{\sqrt{3}}{3}$$

$$\csc t = \frac{1}{y} = \frac{1}{\left(\frac{1}{2} \right)} = 1 \cdot \frac{2}{1} = 2$$

$$\sec t = \frac{1}{x} = \frac{1}{\left(\frac{\sqrt{3}}{2} \right)} = 1 \cdot \frac{2}{\sqrt{3}} = \frac{2}{\sqrt{3}} \cdot \frac{\sqrt{3}}{\sqrt{3}} = \frac{2\sqrt{3}}{3}$$

$$\cot t = \frac{x}{y} = \frac{\left(\frac{\sqrt{3}}{2} \right)}{\left(\frac{1}{2} \right)} = \frac{\sqrt{3}}{2} \cdot \frac{2}{1} = \sqrt{3}$$

$$14. P = \left(\frac{1}{2}, -\frac{\sqrt{3}}{2} \right) \Rightarrow x = \frac{1}{2}, y = -\frac{\sqrt{3}}{2}$$

$$\sin t = y = -\frac{\sqrt{3}}{2}$$

$$\cos t = x = \frac{1}{2}$$

$$\tan t = \frac{y}{x} = \frac{\left(-\frac{\sqrt{3}}{2} \right)}{\left(\frac{1}{2} \right)} = -\frac{\sqrt{3}}{2} \cdot \frac{2}{1} = -\sqrt{3}$$

$$\csc t = \frac{1}{y} = \frac{1}{\left(-\frac{\sqrt{3}}{2} \right)} = -\frac{2}{\sqrt{3}} = -\frac{2}{\sqrt{3}} \cdot \frac{\sqrt{3}}{\sqrt{3}} = -\frac{2\sqrt{3}}{3}$$

$$\sec t = \frac{1}{x} = \frac{1}{\left(\frac{1}{2} \right)} = 1 \cdot \frac{2}{1} = 2$$

$$\cot t = \frac{x}{y} = \frac{\left(\frac{1}{2} \right)}{\left(-\frac{\sqrt{3}}{2} \right)} = \frac{1}{2} \cdot \frac{2}{\sqrt{3}} = \frac{1}{\sqrt{3}} \cdot \frac{\sqrt{3}}{\sqrt{3}} = -\frac{\sqrt{3}}{3}$$

$$15. P = \left(-\frac{2}{5}, \frac{\sqrt{21}}{5} \right) \Rightarrow x = -\frac{2}{5}, y = \frac{\sqrt{21}}{5}$$

$$\sin t = y = \frac{\sqrt{21}}{5}$$

$$\cos t = x = -\frac{2}{5}$$

$$\tan t = \frac{y}{x} = \frac{\left(\frac{\sqrt{21}}{5} \right)}{\left(-\frac{2}{5} \right)} = \frac{\sqrt{21}}{5} \left(-\frac{5}{2} \right) = -\frac{\sqrt{21}}{2}$$

$$\csc t = \frac{1}{y} = \frac{1}{\left(\frac{\sqrt{21}}{5} \right)} = 1 \cdot \frac{5}{\sqrt{21}} = \frac{5}{\sqrt{21}} \cdot \frac{\sqrt{21}}{\sqrt{21}} = \frac{5\sqrt{21}}{21}$$

$$\sec t = \frac{1}{x} = \frac{1}{\left(-\frac{2}{5} \right)} = 1 \left(-\frac{5}{2} \right) = -\frac{5}{2}$$

$$\cot t = \frac{x}{y} = \frac{\left(-\frac{2}{5} \right)}{\left(\frac{\sqrt{21}}{5} \right)} = -\frac{2}{5} \cdot \frac{5}{\sqrt{21}} = -\frac{2}{\sqrt{21}} \cdot \frac{\sqrt{21}}{\sqrt{21}} = -\frac{2\sqrt{21}}{21}$$

$$16. P = \left(-\frac{1}{5}, \frac{2\sqrt{6}}{5} \right) \Rightarrow x = -\frac{1}{5}, y = \frac{2\sqrt{6}}{5}$$

$$\sin t = y = \frac{2\sqrt{6}}{5}$$

$$\cos t = x = -\frac{1}{5}$$

$$\tan t = \frac{y}{x} = \frac{\left(\frac{2\sqrt{6}}{5} \right)}{\left(-\frac{1}{5} \right)} = \frac{2\sqrt{6}}{5} \left(-\frac{5}{1} \right) = -2\sqrt{6}$$

$$\csc t = \frac{1}{y} = \frac{1}{\left(\frac{2\sqrt{6}}{5} \right)} = 1 \cdot \frac{5}{2\sqrt{6}} = \frac{5}{2\sqrt{6}} \cdot \frac{\sqrt{6}}{\sqrt{6}} = \frac{5\sqrt{6}}{12}$$

Chapter 2: Trigonometric Functions

$$\sec t = \frac{1}{x} = \frac{1}{\left(-\frac{1}{5}\right)} = 1\left(-\frac{5}{1}\right) = -5$$

$$\begin{aligned}\cot t &= \frac{x}{y} = \frac{\left(-\frac{1}{5}\right)}{\left(\frac{2\sqrt{6}}{5}\right)} = -\frac{1}{5}\left(\frac{5}{2\sqrt{6}}\right) \\ &= -\frac{1}{2\sqrt{6}} \cdot \frac{\sqrt{6}}{\sqrt{6}} = -\frac{\sqrt{6}}{12}\end{aligned}$$

17. $P = \left(-\frac{\sqrt{2}}{2}, \frac{\sqrt{2}}{2}\right) \Rightarrow x = -\frac{\sqrt{2}}{2}, y = \frac{\sqrt{2}}{2}$

$$\sin t = \frac{\sqrt{2}}{2}$$

$$\cos t = x = -\frac{\sqrt{2}}{2}$$

$$\tan t = \frac{y}{x} = \frac{\left(\frac{\sqrt{2}}{2}\right)}{\left(-\frac{\sqrt{2}}{2}\right)} = -1$$

$$\csc t = \frac{1}{y} = \frac{1}{\left(\frac{\sqrt{2}}{2}\right)} = 1 \cdot \frac{2}{\sqrt{2}} = \frac{2}{\sqrt{2}} \cdot \frac{\sqrt{2}}{\sqrt{2}} = \sqrt{2}$$

$$\sec t = \frac{1}{x} = \frac{1}{\left(-\frac{\sqrt{2}}{2}\right)} = 1\left(-\frac{2}{\sqrt{2}}\right) = -\frac{2}{\sqrt{2}} \cdot \frac{\sqrt{2}}{\sqrt{2}} = -\sqrt{2}$$

$$\cot t = \frac{x}{y} = \frac{\left(-\frac{\sqrt{2}}{2}\right)}{\left(\frac{\sqrt{2}}{2}\right)} = -1$$

18. $P = \left(\frac{\sqrt{2}}{2}, \frac{\sqrt{2}}{2}\right) \Rightarrow x = \frac{\sqrt{2}}{2}, y = \frac{\sqrt{2}}{2}$

$$\sin t = y = \frac{\sqrt{2}}{2}$$

$$\cos t = x = \frac{\sqrt{2}}{2}$$

$$\tan t = \frac{y}{x} = \frac{\left(\frac{\sqrt{2}}{2}\right)}{\left(\frac{\sqrt{2}}{2}\right)} = 1$$

$$\csc t = \frac{1}{y} = \frac{1}{\left(\frac{\sqrt{2}}{2}\right)} = 1 \cdot \frac{2}{\sqrt{2}} = \frac{2}{\sqrt{2}} \cdot \frac{\sqrt{2}}{\sqrt{2}} = \sqrt{2}$$

$$\sec t = \frac{1}{x} = \frac{1}{\left(\frac{\sqrt{2}}{2}\right)} = 1 \cdot \frac{2}{\sqrt{2}} = \frac{2}{\sqrt{2}} \cdot \frac{\sqrt{2}}{\sqrt{2}} = \sqrt{2}$$

$$\cot t = \frac{x}{y} = \frac{\left(\frac{\sqrt{2}}{2}\right)}{\left(\frac{\sqrt{2}}{2}\right)} = 1$$

19. $P = \left(\frac{2\sqrt{2}}{3}, -\frac{1}{3}\right) \Rightarrow x = \frac{2\sqrt{2}}{3}, y = -\frac{1}{3}$

$$\sin t = y = -\frac{1}{3}$$

$$\cos t = x = \frac{2\sqrt{2}}{3}$$

$$\tan t = \frac{y}{x} = \frac{\left(-\frac{1}{3}\right)}{\left(\frac{2\sqrt{2}}{3}\right)} = -\frac{1}{3} \cdot \frac{3}{2\sqrt{2}}$$

$$= -\frac{1}{2\sqrt{2}} \cdot \frac{\sqrt{2}}{\sqrt{2}} = -\frac{\sqrt{2}}{4}$$

$$\csc t = \frac{1}{y} = \frac{1}{\left(-\frac{1}{3}\right)} = 1\left(-\frac{3}{1}\right) = -3$$

$$\sec t = \frac{1}{x} = \frac{1}{\left(\frac{2\sqrt{2}}{3}\right)} = 1\left(\frac{3}{2\sqrt{2}}\right) = \frac{3}{2\sqrt{2}} \cdot \frac{\sqrt{2}}{\sqrt{2}} = \frac{3\sqrt{2}}{4}$$

$$\cot t = \frac{x}{y} = \frac{\left(\frac{2\sqrt{2}}{3}\right)}{\left(-\frac{1}{3}\right)} = \frac{2\sqrt{2}}{3}\left(-\frac{3}{1}\right) = -2\sqrt{2}$$

20. $P = \left(-\frac{\sqrt{5}}{3}, -\frac{2}{3}\right) \Rightarrow x = -\frac{\sqrt{5}}{3}, y = -\frac{2}{3}$

$$\sin t = y = -\frac{2}{3}$$

$$\cos t = x = -\frac{\sqrt{5}}{3}$$

Section 2.2: Trigonometric Functions: Unit Circle Approach

$$\begin{aligned}\tan t &= \frac{y}{x} = \frac{\left(-\frac{2}{3}\right)}{\left(-\frac{\sqrt{5}}{3}\right)} = -\frac{2}{3} \left(-\frac{3}{\sqrt{5}}\right) \\ &= \frac{2}{\sqrt{5}} \cdot \frac{\sqrt{5}}{\sqrt{5}} = \frac{2\sqrt{5}}{5}\end{aligned}$$

$$\csc t = \frac{1}{y} = \frac{1}{\left(-\frac{2}{3}\right)} = 1 \left(-\frac{3}{2}\right) = -\frac{3}{2}$$

$$\sec t = \frac{1}{x} = \frac{1}{\left(-\frac{\sqrt{5}}{3}\right)} = 1 \left(-\frac{3}{\sqrt{5}}\right)$$

$$= -\frac{3}{\sqrt{5}} \cdot \frac{\sqrt{5}}{\sqrt{5}} = -\frac{3\sqrt{5}}{5}$$

$$\cot t = \frac{x}{y} = \frac{\left(-\frac{\sqrt{5}}{3}\right)}{\left(-\frac{2}{3}\right)} = -\frac{\sqrt{5}}{3} \left(-\frac{3}{2}\right) = \frac{\sqrt{5}}{2}$$

$$\begin{aligned}21. \quad \sin\left(\frac{11\pi}{2}\right) &= \sin\left(\frac{3\pi}{2} + \frac{8\pi}{2}\right) \\ &= \sin\left(\frac{3\pi}{2} + 4\pi\right) \\ &= \sin\left(\frac{3\pi}{2} + 2 \cdot 2\pi\right) \\ &= \sin\left(\frac{3\pi}{2}\right) \\ &= -1\end{aligned}$$

$$\begin{aligned}22. \quad \cos(7\pi) &= \cos(\pi + 6\pi) \\ &= \cos(\pi + 3 \cdot 2\pi) = \cos(\pi) = -1\end{aligned}$$

$$23. \quad \tan(6\pi) = \tan(0 + 6\pi) = \tan(0) = 0$$

$$\begin{aligned}24. \quad \cot\left(\frac{7\pi}{2}\right) &= \cot\left(\frac{\pi}{2} + \frac{6\pi}{2}\right) \\ &= \cot\left(\frac{\pi}{2} + 3\pi\right) = \cot\left(\frac{\pi}{2}\right) = 0\end{aligned}$$

$$\begin{aligned}25. \quad \csc\left(\frac{11\pi}{2}\right) &= \csc\left(\frac{3\pi}{2} + \frac{8\pi}{2}\right) \\ &= \csc\left(\frac{3\pi}{2} + 4\pi\right) \\ &= \csc\left(\frac{3\pi}{2} + 2 \cdot 2\pi\right) \\ &= \csc\left(\frac{3\pi}{2}\right) \\ &= -1\end{aligned}$$

$$\begin{aligned}26. \quad \sec(8\pi) &= \sec(0 + 8\pi) \\ &= \sec(0 + 4 \cdot 2\pi) = \sec(0) = 1\end{aligned}$$

$$\begin{aligned}27. \quad \cos\left(-\frac{3\pi}{2}\right) &= \cos\left(\frac{3\pi}{2}\right) \\ &= \cos\left(\frac{\pi}{2} - \frac{4\pi}{2}\right) \\ &= \cos\left(\frac{\pi}{2} + (-1) \cdot 2\pi\right) \\ &= \cos\left(\frac{\pi}{2}\right) \\ &= 0\end{aligned}$$

$$\begin{aligned}28. \quad \sin(-3\pi) &= -\sin(3\pi) \\ &= -\sin(\pi + 2\pi) = -\sin(\pi) = 0\end{aligned}$$

$$29. \quad \sec(-\pi) = \sec(\pi) = -1$$

$$\begin{aligned}30. \quad \tan(-3\pi) &= -\tan(3\pi) \\ &= -\tan(0 + 3\pi) = -\tan(0) = 0\end{aligned}$$

$$31. \quad \sin 45^\circ + \cos 60^\circ = \frac{\sqrt{2}}{2} + \frac{1}{2} = \frac{1 + \sqrt{2}}{2}$$

$$32. \quad \sin 30^\circ - \cos 45^\circ = \frac{1}{2} - \frac{\sqrt{2}}{2} = \frac{1 - \sqrt{2}}{2}$$

$$33. \quad \sin 90^\circ + \tan 45^\circ = 1 + 1 = 2$$

$$34. \quad \cos 180^\circ - \sin 180^\circ = -1 - 0 = -1$$

$$35. \quad \sin 45^\circ \cos 45^\circ = \frac{\sqrt{2}}{2} \cdot \frac{\sqrt{2}}{2} = \frac{2}{4} = \frac{1}{2}$$

Chapter 2: Trigonometric Functions

$$36. \tan 45^\circ \cos 30^\circ = 1 \cdot \frac{\sqrt{3}}{2} = \frac{\sqrt{3}}{2}$$

$$37. \csc 45^\circ \tan 60^\circ = \sqrt{2} \cdot \sqrt{3} = \sqrt{6}$$

$$38. \sec 30^\circ \cot 45^\circ = \frac{2\sqrt{3}}{3} \cdot 1 = \frac{2\sqrt{3}}{3}$$

$$39. 4 \sin 90^\circ - 3 \tan 180^\circ = 4 \cdot 1 - 3 \cdot 0 = 4$$

$$40. 5 \cos 90^\circ - 8 \sin 270^\circ = 5 \cdot 0 - 8(-1) = 8$$

$$41. 2 \sin \frac{\pi}{3} - 3 \tan \frac{\pi}{6} = 2 \cdot \frac{\sqrt{3}}{2} - 3 \cdot \frac{\sqrt{3}}{3} = \sqrt{3} - \sqrt{3} = 0$$

$$42. 2 \sin \frac{\pi}{4} + 3 \tan \frac{\pi}{4} = 2 \cdot \frac{\sqrt{2}}{2} + 3 \cdot 1 = \sqrt{2} + 3$$

$$43. 2 \sec \frac{\pi}{4} + 4 \cot \frac{\pi}{3} = 2 \cdot \sqrt{2} + 4 \cdot \frac{\sqrt{3}}{3} = 2\sqrt{2} + \frac{4\sqrt{3}}{3}$$

$$44. 3 \csc \frac{\pi}{3} + \cot \frac{\pi}{4} = 3 \cdot \frac{2\sqrt{3}}{3} + 1 = 2\sqrt{3} + 1$$

$$45. \csc \frac{\pi}{2} + \cot \frac{\pi}{2} = 1 + 0 = 1$$

$$46. \sec \pi - \csc \frac{\pi}{2} = -1 - 1 = -2$$

47. The point on the unit circle that corresponds to

$$\theta = \frac{2\pi}{3} = 120^\circ \text{ is } \left(-\frac{1}{2}, \frac{\sqrt{3}}{2}\right).$$

$$\sin \frac{2\pi}{3} = \frac{\sqrt{3}}{2}$$

$$\cos \frac{2\pi}{3} = -\frac{1}{2}$$

$$\tan \frac{2\pi}{3} = \frac{\left(\frac{\sqrt{3}}{2}\right)}{\left(-\frac{1}{2}\right)} = \frac{\sqrt{3}}{2} \cdot \left(-\frac{2}{1}\right) = -\sqrt{3}$$

$$\csc \frac{2\pi}{3} = \frac{1}{\left(\frac{\sqrt{3}}{2}\right)} = \frac{2}{\sqrt{3}} \cdot \frac{\sqrt{3}}{\sqrt{3}} = \frac{2\sqrt{3}}{3}$$

$$\cos \frac{2\pi}{3} = \frac{1}{\left(-\frac{1}{2}\right)} = 1 \cdot \left(-\frac{2}{1}\right) = -2$$

$$\cot \frac{2\pi}{3} = \frac{\left(-\frac{1}{2}\right)}{\left(\frac{\sqrt{3}}{2}\right)} = -\frac{1}{2} \cdot \frac{2}{\sqrt{3}} = -\frac{1}{\sqrt{3}} \cdot \frac{\sqrt{3}}{\sqrt{3}} = -\frac{\sqrt{3}}{3}$$

48. The point on the unit circle that corresponds to

$$\theta = \frac{5\pi}{6} = 150^\circ \text{ is } \left(-\frac{\sqrt{3}}{2}, \frac{1}{2}\right).$$

$$\sin \frac{5\pi}{6} = \frac{1}{2}$$

$$\cos \frac{5\pi}{6} = -\frac{\sqrt{3}}{2}$$

$$\tan \frac{5\pi}{6} = \frac{\left(\frac{1}{2}\right)}{\left(-\frac{\sqrt{3}}{2}\right)} = \frac{1}{2} \cdot \left(-\frac{2}{\sqrt{3}}\right) \cdot \frac{\sqrt{3}}{\sqrt{3}} = -\frac{\sqrt{3}}{3}$$

$$\csc \frac{5\pi}{6} = \frac{1}{\left(\frac{1}{2}\right)} = 1 \cdot \frac{2}{1} = 2$$

$$\sec \frac{5\pi}{6} = \frac{1}{\left(-\frac{\sqrt{3}}{2}\right)} = 1 \cdot \left(-\frac{2}{\sqrt{3}}\right) \cdot \frac{\sqrt{3}}{\sqrt{3}} = -\frac{2\sqrt{3}}{3}$$

$$\cot \frac{5\pi}{6} = \frac{\left(-\frac{\sqrt{3}}{2}\right)}{\left(\frac{1}{2}\right)} = -\frac{\sqrt{3}}{2} \cdot \frac{2}{1} = -\sqrt{3}$$

49. The point on the unit circle that corresponds to

$$\theta = 210^\circ = \frac{7\pi}{6} \text{ is } \left(-\frac{\sqrt{3}}{2}, -\frac{1}{2}\right).$$

$$\sin 210^\circ = -\frac{1}{2}$$

$$\cos 210^\circ = -\frac{\sqrt{3}}{2}$$

$$\tan 210^\circ = \frac{\left(-\frac{1}{2}\right)}{\left(-\frac{\sqrt{3}}{2}\right)} = -\frac{1}{2} \cdot \left(-\frac{2}{\sqrt{3}}\right) \cdot \frac{\sqrt{3}}{\sqrt{3}} = \frac{\sqrt{3}}{3}$$

$$\csc 210^\circ = \frac{1}{\left(-\frac{1}{2}\right)} = 1 \cdot \left(-\frac{2}{1}\right) = -2$$

$$\sec 210^\circ = \frac{1}{\left(-\frac{\sqrt{3}}{2}\right)} = 1 \cdot \left(-\frac{2}{\sqrt{3}}\right) \cdot \frac{\sqrt{3}}{\sqrt{3}} = -\frac{2\sqrt{3}}{3}$$

$$\cot 210^\circ = \frac{\left(-\frac{\sqrt{3}}{2}\right)}{\left(-\frac{1}{2}\right)} = -\frac{\sqrt{3}}{2} \cdot \left(-\frac{2}{1}\right) = \sqrt{3}$$

50. The point on the unit circle that corresponds to

$$\theta = 240^\circ = \frac{4\pi}{3} \text{ is } \left(-\frac{1}{2}, -\frac{\sqrt{3}}{2}\right).$$

$$\sin 240^\circ = -\frac{\sqrt{3}}{2}$$

$$\cos 240^\circ = -\frac{1}{2}$$

$$\tan 240^\circ = \frac{\left(-\frac{\sqrt{3}}{2}\right)}{\left(-\frac{1}{2}\right)} = -\frac{\sqrt{3}}{2} \cdot \left(-\frac{2}{1}\right) = \sqrt{3}$$

$$\csc 240^\circ = \frac{1}{\left(-\frac{\sqrt{3}}{2}\right)} = 1 \cdot \left(-\frac{2}{\sqrt{3}}\right) \cdot \frac{\sqrt{3}}{\sqrt{3}} = -\frac{2\sqrt{3}}{3}$$

$$\sec 240^\circ = \frac{1}{\left(-\frac{1}{2}\right)} = 1 \cdot \left(-\frac{2}{1}\right) = -2$$

$$\cot 240^\circ = \frac{\left(-\frac{1}{2}\right)}{\left(-\frac{\sqrt{3}}{2}\right)} = -\frac{1}{2} \cdot \left(-\frac{2}{\sqrt{3}}\right) \cdot \frac{\sqrt{3}}{\sqrt{3}} = \frac{\sqrt{3}}{3}$$

51. The point on the unit circle that corresponds to

$$\theta = \frac{3\pi}{4} = 135^\circ \text{ is } \left(-\frac{\sqrt{2}}{2}, \frac{\sqrt{2}}{2}\right).$$

$$\sin \frac{3\pi}{4} = \frac{\sqrt{2}}{2}$$

$$\cos \frac{3\pi}{4} = -\frac{\sqrt{2}}{2}$$

$$\tan \frac{3\pi}{4} = \frac{\left(\frac{\sqrt{2}}{2}\right)}{\left(-\frac{\sqrt{2}}{2}\right)} = \frac{\sqrt{2}}{2} \cdot \left(-\frac{2}{\sqrt{2}}\right) = -1$$

$$\csc \frac{3\pi}{4} = \frac{1}{\left(\frac{\sqrt{2}}{2}\right)} = 1 \cdot \frac{2}{\sqrt{2}} \cdot \frac{\sqrt{2}}{\sqrt{2}} = \frac{2\sqrt{2}}{2} = \sqrt{2}$$

$$\sec \frac{3\pi}{4} = \frac{1}{\left(-\frac{\sqrt{2}}{2}\right)} = 1 \cdot \left(-\frac{2}{\sqrt{2}}\right) \cdot \frac{\sqrt{2}}{\sqrt{2}} = -\frac{2\sqrt{2}}{2} = -\sqrt{2}$$

$$\cot \frac{3\pi}{4} = \frac{\left(\frac{\sqrt{2}}{2}\right)}{\left(\frac{\sqrt{2}}{2}\right)} = -\frac{\sqrt{2}}{2} \cdot \frac{2}{\sqrt{2}} = -1$$

52. The point on the unit circle that corresponds to

$$\theta = \frac{11\pi}{4} = 495^\circ \text{ is } \left(-\frac{\sqrt{2}}{2}, \frac{\sqrt{2}}{2}\right).$$

$$\sin \frac{11\pi}{4} = \frac{\sqrt{2}}{2}$$

$$\cos \frac{11\pi}{4} = -\frac{\sqrt{2}}{2}$$

$$\tan \frac{11\pi}{4} = \frac{\left(\frac{\sqrt{2}}{2}\right)}{\left(-\frac{\sqrt{2}}{2}\right)} = \frac{\sqrt{2}}{2} \cdot \left(-\frac{2}{\sqrt{2}}\right) = -1$$

$$\csc \frac{11\pi}{4} = \frac{1}{\left(\frac{\sqrt{2}}{2}\right)} = 1 \cdot \frac{2}{\sqrt{2}} \cdot \frac{\sqrt{2}}{\sqrt{2}} = \frac{2\sqrt{2}}{2} = \sqrt{2}$$

$$\sec \frac{11\pi}{4} = \frac{1}{\left(-\frac{\sqrt{2}}{2}\right)} = 1 \cdot \left(-\frac{2}{\sqrt{2}}\right) \cdot \frac{\sqrt{2}}{\sqrt{2}} = -\frac{2\sqrt{2}}{2} = -\sqrt{2}$$

$$\cot \frac{11\pi}{4} = \frac{\left(\frac{\sqrt{2}}{2}\right)}{\left(\frac{\sqrt{2}}{2}\right)} = -\frac{\sqrt{2}}{2} \cdot \frac{2}{\sqrt{2}} = -1$$

53. The point on the unit circle that corresponds to

$$\theta = \frac{8\pi}{3} = 480^\circ \text{ is } \left(-\frac{1}{2}, \frac{\sqrt{3}}{2}\right).$$

$$\sin \frac{8\pi}{3} = \frac{\sqrt{3}}{2}$$

$$\cos \frac{8\pi}{3} = -\frac{1}{2}$$

Chapter 2: Trigonometric Functions

$$\tan \frac{8\pi}{3} = \frac{\left(\frac{\sqrt{3}}{2}\right)}{\left(-\frac{1}{2}\right)} = \frac{\sqrt{3}}{2} \cdot \left(-\frac{2}{1}\right) = -\sqrt{3}$$

$$\csc \frac{8\pi}{3} = \frac{1}{\left(\frac{\sqrt{3}}{2}\right)} = 1 \cdot \frac{2}{\sqrt{3}} \cdot \frac{\sqrt{3}}{\sqrt{3}} = \frac{2\sqrt{3}}{3}$$

$$\sec \frac{8\pi}{3} = \frac{1}{\left(-\frac{1}{2}\right)} = 1 \cdot \left(-\frac{2}{1}\right) = -2$$

$$\cot \frac{8\pi}{3} = \frac{\left(-\frac{1}{2}\right)}{\left(\frac{\sqrt{3}}{2}\right)} = -\frac{1}{2} \cdot \frac{2}{\sqrt{3}} \cdot \frac{\sqrt{3}}{\sqrt{3}} = -\frac{\sqrt{3}}{3}$$

54. The point on the unit circle that corresponds to

$$\theta = \frac{13\pi}{6} = 390^\circ \text{ is } \left(\frac{\sqrt{3}}{2}, \frac{1}{2}\right).$$

$$\sin \frac{13\pi}{6} = \frac{1}{2}$$

$$\cos \frac{13\pi}{6} = \frac{\sqrt{3}}{2}$$

$$\tan \frac{13\pi}{6} = \frac{\left(\frac{1}{2}\right)}{\left(\frac{\sqrt{3}}{2}\right)} = \frac{1}{2} \cdot \frac{2}{\sqrt{3}} \cdot \frac{\sqrt{3}}{\sqrt{3}} = \frac{\sqrt{3}}{3}$$

$$\csc \frac{13\pi}{6} = \frac{1}{\left(\frac{1}{2}\right)} = 1 \cdot \frac{2}{1} = 2$$

$$\sec \frac{13\pi}{6} = \frac{1}{\left(\frac{\sqrt{3}}{2}\right)} = 1 \cdot \frac{2}{\sqrt{3}} \cdot \frac{\sqrt{3}}{\sqrt{3}} = \frac{2\sqrt{3}}{3}$$

$$\cot \frac{13\pi}{6} = \frac{\left(\frac{\sqrt{3}}{2}\right)}{\left(\frac{1}{2}\right)} = \frac{\sqrt{3}}{2} \cdot \frac{2}{1} = \sqrt{3}$$

55. The point on the unit circle that corresponds to

$$\theta = 405^\circ = \frac{9\pi}{4} \text{ is } \left(\frac{\sqrt{2}}{2}, \frac{\sqrt{2}}{2}\right).$$

$$\sin 405^\circ = \frac{\sqrt{2}}{2}$$

$$\cos 405^\circ = \frac{\sqrt{2}}{2}$$

$$\tan 405^\circ = \frac{\left(\frac{\sqrt{2}}{2}\right)}{\left(\frac{\sqrt{2}}{2}\right)} = \frac{\sqrt{2}}{2} \cdot \frac{2}{\sqrt{2}} = 1$$

$$\csc 405^\circ = \frac{1}{\left(\frac{\sqrt{2}}{2}\right)} = 1 \cdot \frac{2}{\sqrt{2}} \cdot \frac{\sqrt{2}}{\sqrt{2}} = \sqrt{2}$$

$$\sec 405^\circ = \frac{1}{\left(\frac{\sqrt{2}}{2}\right)} = 1 \cdot \frac{2}{\sqrt{2}} \cdot \frac{\sqrt{2}}{\sqrt{2}} = \sqrt{2}$$

$$\cot 405^\circ = \frac{\left(\frac{\sqrt{2}}{2}\right)}{\left(\frac{\sqrt{2}}{2}\right)} = 1$$

56. The point on the unit circle that corresponds to

$$\theta = 390^\circ = \frac{13\pi}{6} \text{ is } \left(\frac{\sqrt{3}}{2}, \frac{1}{2}\right).$$

$$\sin 390^\circ = \frac{1}{2}$$

$$\cos 390^\circ = \frac{\sqrt{3}}{2}$$

$$\tan 390^\circ = \frac{\left(\frac{1}{2}\right)}{\left(\frac{\sqrt{3}}{2}\right)} = \frac{1}{2} \cdot \frac{2}{\sqrt{3}} \cdot \frac{\sqrt{3}}{\sqrt{3}} = \frac{\sqrt{3}}{3}$$

$$\csc 390^\circ = \frac{1}{\left(\frac{1}{2}\right)} = 1 \cdot \frac{2}{1} = 2$$

$$\sec 390^\circ = \frac{1}{\left(\frac{\sqrt{3}}{2}\right)} = 1 \cdot \frac{2}{\sqrt{3}} \cdot \frac{\sqrt{3}}{\sqrt{3}} = \frac{2\sqrt{3}}{3}$$

$$\cot 390^\circ = \frac{\left(\frac{\sqrt{3}}{2}\right)}{\left(\frac{1}{2}\right)} = \frac{\sqrt{3}}{2} \cdot \frac{2}{1} = \sqrt{3}$$

Section 2.2: Trigonometric Functions: Unit Circle Approach

57. The point on the unit circle that corresponds to

$$\theta = -\frac{\pi}{6} = -30^\circ \text{ is } \left(\frac{\sqrt{3}}{2}, -\frac{1}{2}\right).$$

$$\sin\left(-\frac{\pi}{6}\right) = -\frac{1}{2}$$

$$\cos\left(-\frac{\pi}{6}\right) = \frac{\sqrt{3}}{2}$$

$$\tan\left(-\frac{\pi}{6}\right) = \frac{\left(-\frac{1}{2}\right)}{\left(\frac{\sqrt{3}}{2}\right)} = -\frac{1}{2} \cdot \frac{2}{\sqrt{3}} \cdot \frac{\sqrt{3}}{\sqrt{3}} = -\frac{\sqrt{3}}{3}$$

$$\csc\left(-\frac{\pi}{6}\right) = \frac{1}{\left(-\frac{1}{2}\right)} = -2$$

$$\sec\left(-\frac{\pi}{6}\right) = \frac{1}{\left(\frac{\sqrt{3}}{2}\right)} = \frac{2}{\sqrt{3}} \cdot \frac{\sqrt{3}}{\sqrt{3}} = \frac{2\sqrt{3}}{3}$$

$$\cot\left(-\frac{\pi}{6}\right) = \frac{\left(\frac{\sqrt{3}}{2}\right)}{\left(-\frac{1}{2}\right)} = \left(\frac{\sqrt{3}}{2}\right) \cdot \left(-\frac{2}{1}\right) = -\sqrt{3}$$

58. The point on the unit circle that corresponds to

$$\theta = -\frac{\pi}{3} = -60^\circ \text{ is } \left(\frac{1}{2}, -\frac{\sqrt{3}}{2}\right).$$

$$\sin\left(-\frac{\pi}{3}\right) = -\frac{\sqrt{3}}{2}$$

$$\cos\left(-\frac{\pi}{3}\right) = \frac{1}{2}$$

$$\tan\left(-\frac{\pi}{3}\right) = \frac{\left(-\frac{\sqrt{3}}{2}\right)}{\left(\frac{1}{2}\right)} = -\frac{\sqrt{3}}{2} \cdot \frac{2}{1} = -\sqrt{3}$$

$$\csc\left(-\frac{\pi}{3}\right) = \frac{1}{\left(-\frac{\sqrt{3}}{2}\right)} = 1 \cdot \left(-\frac{2}{\sqrt{3}}\right) \cdot \frac{\sqrt{3}}{\sqrt{3}} = -\frac{2\sqrt{3}}{3}$$

$$\sec\left(-\frac{\pi}{3}\right) = \frac{1}{\left(\frac{1}{2}\right)} = 1 \cdot \frac{2}{1} = 2$$

$$\cot\left(-\frac{\pi}{3}\right) = \frac{\left(\frac{1}{2}\right)}{\left(-\frac{\sqrt{3}}{2}\right)} = \frac{1}{2} \cdot \left(-\frac{2}{\sqrt{3}}\right) \cdot \frac{\sqrt{3}}{\sqrt{3}} = -\frac{\sqrt{3}}{3}$$

59. The point on the unit circle that corresponds to

$$\theta = -135^\circ = -\frac{3\pi}{4} \text{ is } \left(-\frac{\sqrt{2}}{2}, -\frac{\sqrt{2}}{2}\right).$$

$$\sin(-135^\circ) = -\frac{\sqrt{2}}{2}$$

$$\cos(-135^\circ) = -\frac{\sqrt{2}}{2}$$

$$\tan(-135^\circ) = \frac{\left(-\frac{\sqrt{2}}{2}\right)}{\left(-\frac{\sqrt{2}}{2}\right)} = -\frac{\sqrt{2}}{2} \cdot \left(-\frac{2}{\sqrt{2}}\right) = 1$$

$$\csc(-135^\circ) = \frac{1}{\left(-\frac{\sqrt{2}}{2}\right)} = 1 \cdot \left(-\frac{2}{\sqrt{2}}\right) \cdot \frac{\sqrt{2}}{\sqrt{2}} = -\sqrt{2}$$

$$\sec(-135^\circ) = \frac{1}{\left(-\frac{\sqrt{2}}{2}\right)} = 1 \cdot \left(-\frac{2}{\sqrt{2}}\right) \cdot \frac{\sqrt{2}}{\sqrt{2}} = -\sqrt{2}$$

$$\cot(-135^\circ) = \frac{\left(-\frac{\sqrt{2}}{2}\right)}{\left(-\frac{\sqrt{2}}{2}\right)} = 1$$

60. The point on the unit circle that corresponds to

$$\theta = -240^\circ = -\frac{4\pi}{3} \text{ is } \left(-\frac{1}{2}, \frac{\sqrt{3}}{2}\right).$$

$$\sin(-240^\circ) = \frac{\sqrt{3}}{2}$$

$$\cos(-240^\circ) = -\frac{1}{2}$$

$$\tan(-240^\circ) = \frac{\left(\frac{\sqrt{3}}{2}\right)}{\left(-\frac{1}{2}\right)} = \frac{\sqrt{3}}{2} \cdot \left(-\frac{2}{1}\right) = -\sqrt{3}$$

$$\csc(-240^\circ) = \frac{1}{\left(\frac{\sqrt{3}}{2}\right)} = 1 \cdot \left(\frac{2}{\sqrt{3}}\right) \cdot \frac{\sqrt{3}}{\sqrt{3}} = \frac{2\sqrt{3}}{3}$$

$$\sec(-240^\circ) = \frac{1}{\left(-\frac{1}{2}\right)} = 1 \cdot \left(-\frac{2}{1}\right) = -2$$

$$\cot(-240^\circ) = \frac{\left(-\frac{1}{2}\right)}{\left(\frac{\sqrt{3}}{2}\right)} = -\frac{1}{2} \cdot \left(\frac{2}{\sqrt{3}}\right) \cdot \frac{\sqrt{3}}{\sqrt{3}} = -\frac{\sqrt{3}}{3}$$

Chapter 2: Trigonometric Functions

61. The point on the unit circle that corresponds to

$$\theta = \frac{5\pi}{2} = 450^\circ \text{ is } (0, 1).$$

$$\begin{aligned} \sin \frac{5\pi}{2} &= 1 & \csc \frac{5\pi}{2} &= \frac{1}{1} = 1 \\ \cos \frac{5\pi}{2} &= 0 & \sec \frac{5\pi}{2} &= \frac{1}{0} = \text{undefined} \\ \tan \frac{5\pi}{2} &= \frac{1}{0} = \text{undefined} & \cot \frac{5\pi}{2} &= \frac{0}{1} = 0 \end{aligned}$$

62. The point on the unit circle that corresponds to $\theta = 5\pi = 900^\circ$ is $(-1, 0)$.

$$\begin{aligned} \sin 5\pi &= 0 & \csc 5\pi &= \frac{1}{0} = \text{undefined} \\ \cos 5\pi &= -1 & \sec 5\pi &= \frac{1}{-1} = -1 \\ \tan 5\pi &= \frac{0}{-1} = 0 & \cot 5\pi &= \frac{-1}{0} = \text{undefined} \end{aligned}$$

63. The point on the unit circle that corresponds to $\theta = -\frac{14\pi}{3} = -840^\circ$ is $\left(-\frac{1}{2}, -\frac{\sqrt{3}}{2}\right)$.

$$\sin\left(-\frac{14\pi}{3}\right) = -\frac{\sqrt{3}}{2} \quad \cos\left(-\frac{14\pi}{3}\right) = -\frac{1}{2}$$

$$\tan\left(-\frac{14\pi}{3}\right) = \frac{\left(-\frac{\sqrt{3}}{2}\right)}{\left(-\frac{1}{2}\right)} = -\frac{\sqrt{3}}{2} \cdot \left(-\frac{2}{1}\right) = \sqrt{3}$$

$$\csc\left(-\frac{14\pi}{3}\right) = \frac{1}{\left(-\frac{\sqrt{3}}{2}\right)} = 1 \cdot \left(-\frac{2}{\sqrt{3}}\right) \cdot \frac{\sqrt{3}}{\sqrt{3}} = -\frac{2\sqrt{3}}{3}$$

$$\sec\left(-\frac{14\pi}{3}\right) = \frac{1}{\left(-\frac{1}{2}\right)} = 1 \cdot \left(-\frac{2}{1}\right) = -2$$

$$\cot\left(-\frac{14\pi}{3}\right) = \frac{\left(-\frac{1}{2}\right)}{\left(-\frac{\sqrt{3}}{2}\right)} = -\frac{1}{2} \cdot \left(-\frac{2}{\sqrt{3}}\right) \cdot \frac{\sqrt{3}}{\sqrt{3}} = \frac{\sqrt{3}}{3}$$

64. The point on the unit circle that corresponds to

$$\theta = -\frac{13\pi}{6} = -390^\circ \text{ is } \left(\frac{\sqrt{3}}{2}, -\frac{1}{2}\right).$$

$$\sin\left(-\frac{13\pi}{6}\right) = -\frac{1}{2} \quad \cos\left(-\frac{13\pi}{6}\right) = \frac{\sqrt{3}}{2}$$

$$\tan\left(-\frac{13\pi}{6}\right) = \frac{\left(-\frac{1}{2}\right)}{\left(\frac{\sqrt{3}}{2}\right)} = -\frac{1}{2} \cdot \frac{2}{\sqrt{3}} \cdot \frac{\sqrt{3}}{\sqrt{3}} = -\frac{\sqrt{3}}{3}$$

$$\csc\left(-\frac{13\pi}{6}\right) = \frac{1}{\left(-\frac{1}{2}\right)} = -2$$

$$\sec\left(-\frac{13\pi}{6}\right) = \frac{1}{\left(\frac{\sqrt{3}}{2}\right)} = \frac{2}{\sqrt{3}} \cdot \frac{\sqrt{3}}{\sqrt{3}} = \frac{2\sqrt{3}}{3}$$

$$\cot\left(-\frac{13\pi}{6}\right) = \frac{\left(\frac{\sqrt{3}}{2}\right)}{\left(-\frac{1}{2}\right)} = \left(\frac{\sqrt{3}}{2}\right) \cdot \left(-\frac{2}{1}\right) = -\sqrt{3}$$

65. Set the calculator to degree mode:

$$\sin 28^\circ \approx 0.47.$$

Normal Sci Eng Float 0123456789 Radian Degrees Func Par Pol Seq Connected Dot Sequential Simul Real a+bt re^at Full Horiz G-T	sin(28) .4694715628
--	------------------------

66. Set the calculator to degree mode:

$$\cos 14^\circ \approx 0.97.$$

Normal Sci Eng Float 0123456789 Radian Degrees Func Par Pol Seq Connected Dot Sequential Simul Real a+bt re^at Full Horiz G-T	cos(14) .9702957263
--	------------------------

67. Set the calculator to degree mode:

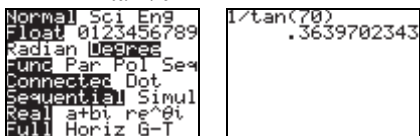
$$\sec 21^\circ = \frac{1}{\cos 21^\circ} \approx 1.07.$$

Normal Sci Eng Float 0123456789 Radian Degrees Func Par Pol Seq Connected Dot Sequential Simul Real a+bt re^at Full Horiz G-T	1/cos(21) 1.071144994
--	--------------------------

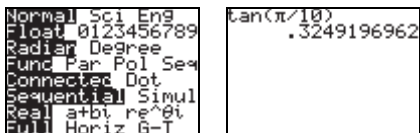
Section 2.2: Trigonometric Functions: Unit Circle Approach

68. Set the calculator to degree mode:

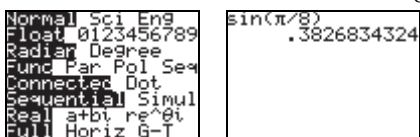
$$\cot 70^\circ = \frac{1}{\tan 70^\circ} \approx 0.36.$$



69. Set the calculator to radian mode: $\tan \frac{\pi}{10} \approx 0.32$.

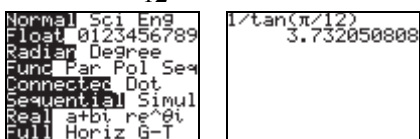


70. Set the calculator to radian mode: $\sin \frac{\pi}{8} \approx 0.38$.



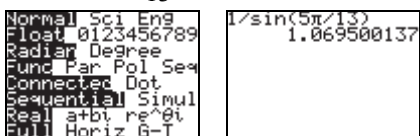
71. Set the calculator to radian mode:

$$\cot \frac{\pi}{12} = \frac{1}{\tan \frac{\pi}{12}} \approx 3.73.$$

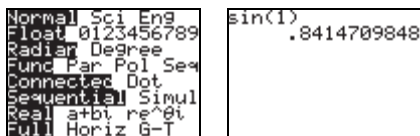


72. Set the calculator to radian mode:

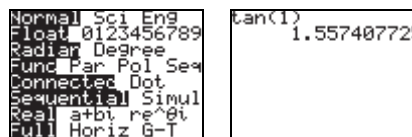
$$\csc \frac{5\pi}{13} = \frac{1}{\sin \frac{5\pi}{13}} \approx 1.07.$$



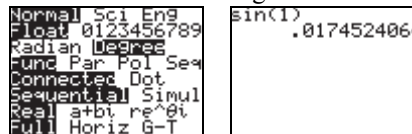
73. Set the calculator to radian mode: $\sin 1 \approx 0.84$.



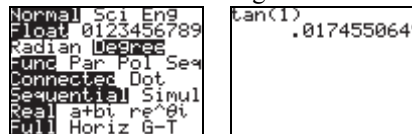
74. Set the calculator to radian mode: $\tan 1 \approx 1.56$.



75. Set the calculator to degree mode: $\sin 1^\circ \approx 0.02$.



76. Set the calculator to degree mode: $\tan 1^\circ \approx 0.02$.



77. For the point $(-3, 4)$, $x = -3$, $y = 4$,

$$r = \sqrt{x^2 + y^2} = \sqrt{9 + 16} = \sqrt{25} = 5$$

$$\sin \theta = \frac{4}{5} \quad \csc \theta = \frac{5}{4}$$

$$\cos \theta = -\frac{3}{5} \quad \sec \theta = -\frac{5}{3}$$

$$\tan \theta = -\frac{4}{3} \quad \cot \theta = -\frac{3}{4}$$

78. For the point $(5, -12)$, $x = 5$, $y = -12$,

$$r = \sqrt{x^2 + y^2} = \sqrt{25 + 144} = \sqrt{169} = 13$$

$$\sin \theta = -\frac{12}{13} \quad \csc \theta = -\frac{13}{12}$$

$$\cos \theta = \frac{5}{13} \quad \sec \theta = \frac{13}{5}$$

$$\tan \theta = -\frac{12}{5} \quad \cot \theta = -\frac{5}{12}$$

79. For the point $(2, -3)$, $x = 2$, $y = -3$,

$$r = \sqrt{x^2 + y^2} = \sqrt{4 + 9} = \sqrt{13}$$

$$\sin \theta = \frac{-3}{\sqrt{13}} \cdot \frac{\sqrt{13}}{\sqrt{13}} = -\frac{3\sqrt{13}}{13} \quad \csc \theta = -\frac{\sqrt{13}}{3}$$

$$\cos \theta = \frac{2}{\sqrt{13}} \cdot \frac{\sqrt{13}}{\sqrt{13}} = \frac{2\sqrt{13}}{13} \quad \sec \theta = \frac{\sqrt{13}}{2}$$

$$\tan \theta = -\frac{3}{2} \quad \cot \theta = -\frac{2}{3}$$

Chapter 2: Trigonometric Functions

- 80.** For the point $(-1, -2)$, $x = -1$, $y = -2$,

$$r = \sqrt{x^2 + y^2} = \sqrt{1+4} = \sqrt{5}$$

$$\sin \theta = \frac{-2}{\sqrt{5}} \cdot \frac{\sqrt{5}}{\sqrt{5}} = -\frac{2\sqrt{5}}{5} \quad \csc \theta = \frac{\sqrt{5}}{-2} = -\frac{\sqrt{5}}{2}$$

$$\cos \theta = \frac{-1}{\sqrt{5}} \cdot \frac{\sqrt{5}}{\sqrt{5}} = -\frac{\sqrt{5}}{5} \quad \sec \theta = \frac{\sqrt{5}}{-1} = -\sqrt{5}$$

$$\tan \theta = \frac{-2}{-1} = 2 \quad \cot \theta = \frac{-1}{-2} = \frac{1}{2}$$

- 81.** For the point $(-2, -2)$, $x = -2$, $y = -2$,

$$r = \sqrt{x^2 + y^2} = \sqrt{4+4} = \sqrt{8} = 2\sqrt{2}$$

$$\sin \theta = \frac{-2}{2\sqrt{2}} \cdot \frac{\sqrt{2}}{\sqrt{2}} = -\frac{\sqrt{2}}{2} \quad \csc \theta = \frac{2\sqrt{2}}{-2} = -\sqrt{2}$$

$$\cos \theta = \frac{-2}{2\sqrt{2}} \cdot \frac{\sqrt{2}}{\sqrt{2}} = -\frac{\sqrt{2}}{2} \quad \sec \theta = \frac{2\sqrt{2}}{-2} = -\sqrt{2}$$

$$\tan \theta = \frac{-2}{-2} = 1 \quad \cot \theta = \frac{-2}{-2} = 1$$

- 82.** For the point $(-1, 1)$, $x = -1$, $y = 1$,

$$r = \sqrt{x^2 + y^2} = \sqrt{1+1} = \sqrt{2}$$

$$\sin \theta = \frac{1}{\sqrt{2}} \cdot \frac{\sqrt{2}}{\sqrt{2}} = \frac{\sqrt{2}}{2} \quad \csc \theta = \frac{\sqrt{2}}{1} = \sqrt{2}$$

$$\cos \theta = \frac{-1}{\sqrt{2}} \cdot \frac{\sqrt{2}}{\sqrt{2}} = -\frac{\sqrt{2}}{2} \quad \sec \theta = \frac{\sqrt{2}}{-1} = -\sqrt{2}$$

$$\tan \theta = \frac{1}{-1} = -1 \quad \cot \theta = \frac{-1}{1} = -1$$

- 83.** For the point $(\frac{1}{3}, \frac{1}{4})$, $x = \frac{1}{3}$, $y = \frac{1}{4}$,

$$r = \sqrt{x^2 + y^2} = \sqrt{\frac{1}{9} + \frac{1}{16}} = \sqrt{\frac{25}{144}} = \frac{5}{12}$$

$$\sin \theta = \frac{\frac{1}{4}}{\frac{5}{12}} = \frac{1}{4} \cdot \frac{12}{5} = \frac{3}{5} \quad \csc \theta = \frac{\frac{5}{12}}{\frac{1}{4}} = \frac{5}{12} \cdot \frac{4}{1} = \frac{5}{3}$$

$$\cos \theta = \frac{\frac{1}{3}}{\frac{5}{12}} = \frac{1}{3} \cdot \frac{12}{5} = \frac{4}{5} \quad \sec \theta = \frac{\frac{5}{12}}{\frac{1}{3}} = \frac{5}{12} \cdot \frac{3}{1} = \frac{5}{4}$$

$$\tan \theta = \frac{\frac{1}{4}}{\frac{1}{3}} = \frac{1}{4} \cdot \frac{3}{1} = \frac{3}{4} \quad \cot \theta = \frac{\frac{1}{3}}{\frac{1}{4}} = \frac{1}{3} \cdot \frac{4}{1} = \frac{4}{3}$$

- 84.** For the point $(0.3, 0.4)$, $x = 0.3$, $y = 0.4$,

$$r = \sqrt{x^2 + y^2} = \sqrt{0.09+0.16} = \sqrt{0.25} = 0.5$$

$$\sin \theta = \frac{0.4}{0.5} = \frac{4}{5} \quad \csc \theta = \frac{0.5}{0.4} = \frac{5}{4}$$

$$\cos \theta = \frac{0.3}{0.5} = \frac{3}{5} \quad \sec \theta = \frac{0.5}{0.3} = \frac{5}{3}$$

$$\tan \theta = \frac{0.4}{0.3} = \frac{4}{3} \quad \cot \theta = \frac{0.3}{0.4} = \frac{3}{4}$$

- 85.** $\sin 45^\circ + \sin 135^\circ + \sin 225^\circ + \sin 315^\circ$

$$= \frac{\sqrt{2}}{2} + \frac{\sqrt{2}}{2} + \left(-\frac{\sqrt{2}}{2}\right) + \left(-\frac{\sqrt{2}}{2}\right) = 0$$

- 86.** $\tan 60^\circ + \tan 150^\circ = \sqrt{3} + \left(-\frac{\sqrt{3}}{3}\right)$

$$= \frac{3\sqrt{3} - \sqrt{3}}{3} = \frac{2\sqrt{3}}{3}$$

- 87.** $\sin 40^\circ + \sin 130^\circ + \sin 220^\circ + \sin 310^\circ$

$$= \sin 40^\circ + \sin 130^\circ + \sin(40^\circ + 180^\circ) + \sin(130^\circ + 180^\circ)$$

$$= \sin 40^\circ + \sin 130^\circ - \sin 40^\circ - \sin 130^\circ = 0$$

- 88.** $\tan 40^\circ + \tan 140^\circ = \tan 40^\circ + \tan(180^\circ - 40^\circ)$

$$= \tan 40^\circ - \tan 40^\circ = 0$$

- 89.** If $f(\theta) = \sin \theta = 0.1$, then

$$f(\theta + \pi) = \sin(\theta + \pi) = -0.1$$

- 90.** If $f(\theta) = \cos \theta = 0.3$, then

$$f(\theta + \pi) = \cos(\theta + \pi) = -0.3$$

- 91.** If $f(\theta) = \tan \theta = 3$, then

$$f(\theta + \pi) = \tan(\theta + \pi) = 3$$

- 92.** If $f(\theta) = \cot \theta = -2$, then

$$f(\theta + \pi) = \cot(\theta + \pi) = -2$$

Section 2.2: Trigonometric Functions: Unit Circle Approach

93. If $\sin \theta = \frac{1}{5}$, then $\csc \theta = \frac{1}{\left(\frac{1}{5}\right)} = 1 \cdot \frac{5}{1} = 5$.

94. If $\cos \theta = \frac{2}{3}$, then $\sec \theta = \frac{1}{\left(\frac{2}{3}\right)} = 1 \cdot \frac{3}{2} = \frac{3}{2}$.

95. $f(60^\circ) = \sin(60^\circ) = \frac{\sqrt{3}}{2}$

96. $g(60^\circ) = \cos(60^\circ) = \frac{1}{2}$

97. $f\left(\frac{60^\circ}{2}\right) = \sin\left(\frac{60^\circ}{2}\right) = \sin(30^\circ) = \frac{1}{2}$

98. $g\left(\frac{60^\circ}{2}\right) = \cos\left(\frac{60^\circ}{2}\right) = \cos(30^\circ) = \frac{\sqrt{3}}{2}$

99. $[f(60^\circ)]^2 = (\sin 60^\circ)^2 = \left(\frac{\sqrt{3}}{2}\right)^2 = \frac{3}{4}$

100. $[g(60^\circ)]^2 = (\cos 60^\circ)^2 = \left(\frac{1}{2}\right)^2 = \frac{1}{4}$

101. $f(2 \cdot 60^\circ) = \sin(2 \cdot 60^\circ) = \sin(120^\circ) = \frac{\sqrt{3}}{2}$

102. $g(2 \cdot 60^\circ) = \cos(2 \cdot 60^\circ) = \cos(120^\circ) = -\frac{1}{2}$

103. $2f(60^\circ) = 2\sin(60^\circ) = 2 \cdot \frac{\sqrt{3}}{2} = \sqrt{3}$

104. $2g(60^\circ) = 2\cos(60^\circ) = 2 \cdot \frac{1}{2} = 1$

105. $f(-60^\circ) = \sin(-60^\circ) = \sin(300^\circ) = -\frac{\sqrt{3}}{2}$

106. $g(-60^\circ) = \cos(-60^\circ) = \cos(300^\circ) = \frac{1}{2}$

107. $f\left(h \frac{\pi}{6}\right) = \sin 2 \frac{\pi}{6}$
 $= \sin \frac{\pi}{3} = \frac{\sqrt{3}}{2}$

108. $g(p(60^\circ)) = \cos \frac{60^\circ}{2}$
 $= \cos 30^\circ = \frac{\sqrt{3}}{2}$

109. $p(g(315^\circ)) = \frac{\cos 315^\circ}{2}$
 $= \frac{1}{2} \cos 315^\circ$
 $= \frac{1}{2} \cdot \frac{\sqrt{2}}{2} = \frac{\sqrt{2}}{4}$

110. $h f \frac{5\pi}{6} = 2 \sin \frac{5\pi}{6} = 2 \cdot \frac{1}{2} = 1$

111. a. $f\left(\frac{\pi}{4}\right) = \sin\left(\frac{\pi}{4}\right) = \frac{\sqrt{2}}{2}$

The point $\left(\frac{\pi}{4}, \frac{\sqrt{2}}{2}\right)$ is on the graph of f .

b. The point $\left(\frac{\sqrt{2}}{2}, \frac{\pi}{4}\right)$ is on the graph of f^{-1} .

c. $f\left(\frac{\pi}{4} + \frac{\pi}{4}\right) - 3 = f\left(\frac{\pi}{2}\right) - 3$
 $= \sin\left(\frac{\pi}{2}\right) - 3$
 $= 1 - 3$
 $= -2$

The point $\left(\frac{\pi}{4}, -2\right)$ is on the graph of

$y = f\left(x + \frac{\pi}{4}\right) - 3$.

Chapter 2: Trigonometric Functions

112. a. $g\left(\frac{\pi}{6}\right) = \cos\left(\frac{\pi}{6}\right) = \frac{\sqrt{3}}{2}$

The point $\left(\frac{\pi}{6}, \frac{\sqrt{3}}{2}\right)$ is on the graph of g .

b. The point $\left(\frac{\sqrt{3}}{2}, \frac{\pi}{6}\right)$ is on the graph of g^{-1} .

c. $2g\left(\frac{\pi}{6} - \frac{\pi}{6}\right) = 2g(0)$
 $= 2\cos(0)$
 $= 2 \cdot 1$
 $= 2$

Thus, the point $\left(\frac{\pi}{6}, 2\right)$ is on the graph of

$$y = 2g\left(x - \frac{\pi}{6}\right).$$

113. Answers will vary. One set of possible answers is $-\frac{11\pi}{3}, -\frac{5\pi}{3}, \frac{\pi}{3}, \frac{7\pi}{3}, \frac{13\pi}{3}$.

114. Answers will vary. One set of possible answers is $-\frac{13\pi}{4}, -\frac{5\pi}{4}, \frac{3\pi}{4}, \frac{11\pi}{4}, \frac{19\pi}{4}$.

115.

θ	$\sin \theta$	$\frac{\sin \theta}{\theta}$
0.5	0.4794	0.9589
0.4	0.3894	0.9735
0.2	0.1987	0.9933
0.1	0.0998	0.9983
0.01	0.0100	1.0000
0.001	0.0010	1.0000
0.0001	0.0001	1.0000
0.00001	0.00001	1.0000

$f(\theta) = \frac{\sin \theta}{\theta}$ approaches 1 as θ approaches 0.

116.

θ	$\cos \theta - 1$	$\frac{\cos \theta - 1}{\theta}$
0.5	-0.1224	-0.2448
0.4	-0.0789	-0.1973
0.2	-0.0199	-0.0997
0.1	-0.0050	-0.0050
0.01	-0.00005	-0.00005
0.001	0.0000	-0.00005
0.0001	0.0000	-0.00005
0.00001	0.0000	-0.000005

$g(\theta) = \frac{\cos \theta - 1}{\theta}$ approaches 0 as θ approaches 0.

117. Use the formula $R(\theta) = \frac{v_0^2 \sin(2\theta)}{g}$ with $g = 32.2 \text{ ft/sec}^2$; $\theta = 45^\circ$; $v_0 = 100 \text{ ft/sec}$:
 $R(45^\circ) = \frac{(100)^2 \sin(2 \cdot 45^\circ)}{32.2} \approx 310.56 \text{ feet}$

Use the formula $H(\theta) = \frac{v_0^2 (\sin \theta)^2}{2g}$ with $g = 32.2 \text{ ft/sec}^2$; $\theta = 45^\circ$; $v_0 = 100 \text{ ft/sec}$:
 $H(45^\circ) = \frac{100^2 (\sin 45^\circ)^2}{2(32.2)} \approx 77.64 \text{ feet}$

118. Use the formula $R(\theta) = \frac{v_0^2 \sin(2\theta)}{g}$ with $g = 9.8 \text{ m/sec}^2$; $\theta = 30^\circ$; $v_0 = 150 \text{ m/sec}$:
 $R(30^\circ) = \frac{150^2 \sin(2 \cdot 30^\circ)}{9.8} \approx 1988.32 \text{ m}$

Use the formula $H(\theta) = \frac{v_0^2 (\sin \theta)^2}{2g}$ with $g = 9.8 \text{ m/sec}^2$; $\theta = 30^\circ$; $v_0 = 150 \text{ m/sec}$:
 $H(30^\circ) = \frac{150^2 (\sin 30^\circ)^2}{2(9.8)} \approx 286.99 \text{ m}$

119. Use the formula $R(\theta) = \frac{v_0^2 \sin(2\theta)}{g}$ with $g = 9.8 \text{ m/sec}^2$; $\theta = 25^\circ$; $v_0 = 500 \text{ m/sec}$:
 $R(25^\circ) = \frac{500^2 \sin(2 \cdot 25^\circ)}{9.8} \approx 19,541.95 \text{ m}$

Section 2.2: Trigonometric Functions: Unit Circle Approach

Use the formula $H(\theta) = \frac{v_0^2 (\sin \theta)^2}{2g}$ with

$$g = 9.8 \text{ m/sec}^2; \theta = 25^\circ; v_0 = 500 \text{ m/sec} :$$

$$H(25^\circ) = \frac{500^2 (\sin 25^\circ)^2}{2(9.8)} \approx 2278.14 \text{ m}$$

120. Use the formula $R(\theta) = \frac{v_0^2 \sin(2\theta)}{g}$ with

$$g = 32.2 \text{ ft/sec}^2; \theta = 50^\circ; v_0 = 200 \text{ ft/sec} :$$

$$R(50^\circ) = \frac{200^2 \sin(2 \cdot 50^\circ)}{32.2} \approx 1223.36 \text{ ft}$$

Use the formula $H(\theta) = \frac{v_0^2 (\sin \theta)^2}{2g}$ with

$$g = 32.2 \text{ ft/sec}^2; \theta = 50^\circ; v_0 = 200 \text{ ft/sec} :$$

$$H(50^\circ) = \frac{200^2 (\sin 50^\circ)^2}{2(32.2)} \approx 364.49 \text{ ft}$$

121. Use the formula $t(\theta) = \sqrt{\frac{2a}{g \sin \theta \cos \theta}}$ with

$$g = 32 \text{ ft/sec}^2 \text{ and } a = 10 \text{ feet} :$$

$$\text{a. } t(30^\circ) = \sqrt{\frac{2(10)}{32 \sin 30^\circ \cdot \cos 30^\circ}} \approx 1.20 \text{ seconds}$$

$$\text{b. } t(45^\circ) = \sqrt{\frac{2(10)}{32 \sin 45^\circ \cdot \cos 45^\circ}} \approx 1.12 \text{ seconds}$$

$$\text{c. } t(60^\circ) = \sqrt{\frac{2(10)}{32 \sin 60^\circ \cdot \cos 60^\circ}} \approx 1.20 \text{ seconds}$$

122. Use the formula

$$x(\theta) = \cos \theta + \sqrt{16 + 0.5 \cos(2\theta)} .$$

$$\begin{aligned} x(30^\circ) &= \cos(30^\circ) + \sqrt{16 + 0.5 \cos(2 \cdot 30^\circ)} \\ &= \cos(30^\circ) + \sqrt{16 + 0.5 \cos(60^\circ)} \\ &\approx 4.90 \text{ cm} \end{aligned}$$

$$\begin{aligned} x(45^\circ) &= \cos(45^\circ) + \sqrt{16 + 0.5 \cos(2 \cdot 45^\circ)} \\ &= \cos(45^\circ) + \sqrt{16 + 0.5 \cos(90^\circ)} \\ &\approx 4.71 \text{ cm} \end{aligned}$$

123. Note: time on road = $\frac{\text{distance on road}}{\text{rate on road}}$

$$= \frac{8-2x}{8}$$

$$= 1 - \frac{x}{4}$$

$$= 1 - \frac{1}{4 \tan \theta}$$

$$= 1 - \frac{1}{4 \tan \theta}$$

$$\text{a. } T(30^\circ) = 1 + \frac{2}{3 \sin 30^\circ} - \frac{1}{4 \tan 30^\circ}$$

$$= 1 + \frac{2}{3 \cdot \frac{1}{2}} - \frac{1}{4 \cdot \frac{1}{\sqrt{3}}}$$

$$= 1 + \frac{4}{3} - \frac{\sqrt{3}}{4} \approx 1.9 \text{ hr}$$

Sally is on the paved road for

$$1 - \frac{1}{4 \tan 30^\circ} \approx 0.57 \text{ hr} .$$

$$\text{b. } T(45^\circ) = 1 + \frac{2}{3 \sin 45^\circ} - \frac{1}{4 \tan 45^\circ}$$

$$= 1 + \frac{2}{3 \cdot \frac{1}{\sqrt{2}}} - \frac{1}{4 \cdot 1}$$

$$= 1 + \frac{2\sqrt{2}}{3} - \frac{1}{4} \approx 1.69 \text{ hr}$$

Sally is on the paved road for

$$1 - \frac{1}{4 \tan 45^\circ} = 0.75 \text{ hr} .$$

$$\text{c. } T(60^\circ) = 1 + \frac{2}{3 \sin 60^\circ} - \frac{1}{4 \tan 60^\circ}$$

$$= 1 + \frac{2}{3 \cdot \frac{\sqrt{3}}{2}} - \frac{1}{4 \cdot \sqrt{3}}$$

$$\begin{aligned} &= 1 + \frac{4}{3\sqrt{3}} - \frac{1}{4\sqrt{3}} \\ &\approx 1.63 \text{ hr} \end{aligned}$$

Sally is on the paved road for

$$1 - \frac{1}{4 \tan 60^\circ} \approx 0.86 \text{ hr} .$$

Chapter 2: Trigonometric Functions

d. $T(90^\circ) = 1 + \frac{2}{3 \sin 90^\circ} - \frac{1}{4 \tan 90^\circ}$.

But $\tan 90^\circ$ is undefined, so we cannot use the function formula for this path.

However, the distance would be 2 miles in the sand and 8 miles on the road. The total

time would be: $\frac{2}{3} + 1 = \frac{5}{3} \approx 1.67$ hours. The

path would be to leave the first house walking 1 mile in the sand straight to the road. Then turn and walk 8 miles on the road. Finally, turn and walk 1 mile in the sand to the second house.

124. When $\theta = 30^\circ$:

$$V(30^\circ) = \frac{1}{3} \pi (2)^3 \frac{(1 + \sec 30^\circ)^3}{(\tan 30^\circ)^2} \approx 251.42 \text{ cm}^3$$

When $\theta = 45^\circ$:

$$V(45^\circ) = \frac{1}{3} \pi (2)^3 \frac{(1 + \sec 45^\circ)^3}{(\tan 45^\circ)^2} \approx 117.88 \text{ cm}^3$$

When $\theta = 60^\circ$:

$$V(60^\circ) = \frac{1}{3} \pi (2)^3 \frac{(1 + \sec 60^\circ)^3}{(\tan 60^\circ)^2} \approx 75.40 \text{ cm}^3$$

125. $\tan \frac{\theta}{2} = \frac{H}{2D}$

$$\tan \frac{22^\circ}{2} = \frac{6}{2D}$$

$$2D \tan 11^\circ = 6$$

$$D = \frac{3}{\tan 11^\circ} = 15.4$$

Arletha is 15.4 feet from the car.

126. $\tan \frac{\theta}{2} = \frac{H}{2D}$

$$\tan \frac{8^\circ}{2} = \frac{555}{2D}$$

$$2D \tan 4^\circ = 555$$

$$D = \frac{555}{2 \tan 4^\circ} = 3968$$

The tourist is 3968 feet from the monument.

127. $\tan \frac{\theta}{2} = \frac{H}{2D}$

$$\tan \frac{20^\circ}{2} = \frac{H}{2(200)}$$

$$H = 400 \tan 10^\circ$$

$$H \approx 71$$

The tree is approximately 71 feet tall.

128. $\tan \frac{\theta}{2} = \frac{H}{2D}$

$$\tan \frac{0.52^\circ}{2} = \frac{H}{2(384400)}$$

$$H = 768800 \tan 0.26^\circ$$

$$H = 3488$$

The moon has a radius of 1744 km.

129. $\cos \theta + \sin^2 \theta = \frac{41}{49}$; $\cos^2 \theta + \sin^2 \theta = 1$

Substitute $x = \cos \theta$, $y = \sin \theta$ and solve these simultaneous equations for y .

$$x + y^2 = \frac{41}{49}; x^2 + y^2 = 1$$

$$y^2 = 1 - x^2$$

$$x + (1 - x^2) = \frac{41}{49}$$

$$x^2 - x - \frac{8}{49} = 0$$

Using the quadratic formula:

$$a = 1, b = -1, c = -\frac{8}{49}$$

$$x = \frac{-(-1) \pm \sqrt{(-1)^2 - 4(1)(-\frac{8}{49})}}{2}$$

$$= \frac{1 \pm \sqrt{1 + \frac{32}{49}}}{2} = \frac{1 \pm \sqrt{\frac{81}{49}}}{2} = \frac{1 \pm \frac{9}{7}}{2} = \frac{8}{7} \text{ or } -\frac{1}{7}$$

Since the point is in quadrant III then $x = -\frac{1}{7}$

$$\text{and } y^2 = 1 - \left(-\frac{1}{7}\right)^2 = 1 - \frac{1}{49} = \frac{48}{49}$$

$$y = -\sqrt{\frac{48}{49}} = -\frac{4\sqrt{3}}{7}$$

Section 2.2: Trigonometric Functions: Unit Circle Approach

130. $\cos^2 \theta - \sin \theta = -\frac{1}{9}; \cos^2 \theta + \sin^2 \theta = 1$

Substitute $x = \cos \theta, y = \sin \theta$ and solve these simultaneous equations for y .

$$x^2 - y = -\frac{1}{9}; x^2 + y^2 = 1$$

$$x^2 = 1 - y^2$$

$$(1 - y^2) - y = -\frac{1}{9}$$

$$y^2 + y - \frac{10}{9} = 0$$

$$9y^2 + 9y - 10 = 0$$

Using the quadratic formula:

$$a = 9, b = 9, c = -10$$

$$y = \frac{-9 \pm \sqrt{(9)^2 - 4(9)(-10)}}{18}$$

$$= \frac{-9 \pm \sqrt{81 + 360}}{18} = \frac{-9 \pm \sqrt{441}}{18} = \frac{-9 \pm 21}{18}$$

Since the point is in quadrant II then

$$y = \frac{-3 + 21}{18} = \frac{12}{18} = \frac{2}{3} \text{ and}$$

$$x^2 = 1 - \frac{2}{3}^2 = 1 - \frac{4}{9} = \frac{5}{9}$$

$$x = -\sqrt{\frac{5}{9}} = -\frac{\sqrt{5}}{3}$$

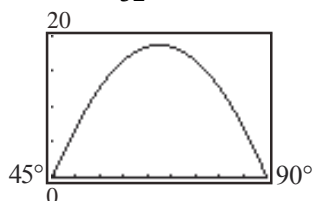
131. a. $R(60) = \frac{32^2 \sqrt{2}}{32} [\sin(2 \cdot 60^\circ) - \cos(2 \cdot 60^\circ) - 1]$

$$= \frac{32^2 \sqrt{2}}{32} [\sin(120^\circ) - \cos(120^\circ) - 1]$$

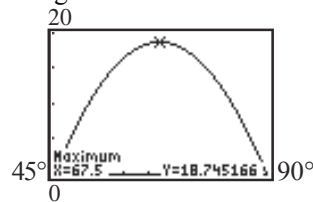
$$\approx 32\sqrt{2} \left(\frac{\sqrt{3}}{2} - \left(-\frac{1}{2}\right) - 1 \right)$$

$$\approx 16.56 \text{ ft}$$

b. Let $Y_1 = \frac{32^2 \sqrt{2}}{32} [\sin(2x) - \cos(2x) - 1]$



c. Using the MAXIMUM feature, we find:



R is largest when $\theta = 67.5^\circ$.

132. Slope of $M = \frac{\sin \theta - 0}{\cos \theta - 0} = \frac{\sin \theta}{\cos \theta} = \tan \theta$.

Since L is parallel to M , the slope of L is equal to the slope of M . Thus, the slope of $L = \tan \theta$.

133. a. When $t = 1$, the coordinate on the unit circle is approximately $(0.5, 0.8)$. Thus,

$$\sin 1 \approx 0.8 \quad \csc 1 \approx \frac{1}{0.8} \approx 1.3$$

$$\cos 1 \approx 0.5 \quad \sec 1 \approx \frac{1}{0.5} = 2.0$$

$$\tan 1 \approx \frac{0.8}{0.5} = 1.6 \quad \cot 1 \approx \frac{0.5}{0.8} \approx 0.6$$

Set the calculator on RADIAN mode:

$\sin(1)$	0.8414709848	$1/\sin(1)$	1.188395106
$\cos(1)$	0.5403023059	$1/\cos(1)$	1.850815718
$\tan(1)$	1.557407725	$1/\tan(1)$	0.6420926159

b. When $t = 5.1$, the coordinate on the unit circle is approximately $(0.4, -0.9)$. Thus,

$$\sin 5.1 \approx -0.9 \quad \csc 5.1 \approx \frac{1}{-0.9} \approx -1.1$$

$$\cos 5.1 \approx 0.4 \quad \sec 5.1 \approx \frac{1}{0.4} = 2.5$$

$$\tan 5.1 \approx \frac{-0.9}{0.4} \approx -2.3 \quad \cot 5.1 \approx \frac{0.4}{-0.9} \approx -0.4$$

Set the calculator on RADIAN mode:

$\sin(5.1)$	-0.9258146823	$1/\sin(5.1)$	-1.08012977
$\cos(5.1)$	0.3779777427	$1/\cos(5.1)$	2.645658426
$\tan(5.1)$	-2.449389416	$1/\tan(5.1)$	-0.4082650123

Chapter 2: Trigonometric Functions

- 134. a.** When $t = 2$, the coordinate on the unit circle is approximately $(-0.4, 0.9)$. Thus,

$$\begin{aligned} \sin 2 &\approx 0.9 & \csc 2 &\approx \frac{1}{0.9} \approx 1.1 \\ \cos 2 &\approx -0.4 & \sec 2 &\approx \frac{1}{-0.4} = -2.5 \\ \tan 2 &\approx \frac{0.9}{-0.4} = -2.3 & \cot 2 &\approx \frac{-0.4}{0.9} \approx -0.4 \end{aligned}$$

Set the calculator on **RADIAN** mode:

$\sin(2)$ 0.9092974268	$1/\sin(2)$ 1.09975017
$\cos(2)$ -0.4161468365	$1/\cos(2)$ -2.402997962
$\tan(2)$ -2.185039863	$1/\tan(2)$ -0.4576575544

- b.** When $t = 4$, the coordinate on the unit circle is approximately $(-0.7, -0.8)$. Thus,

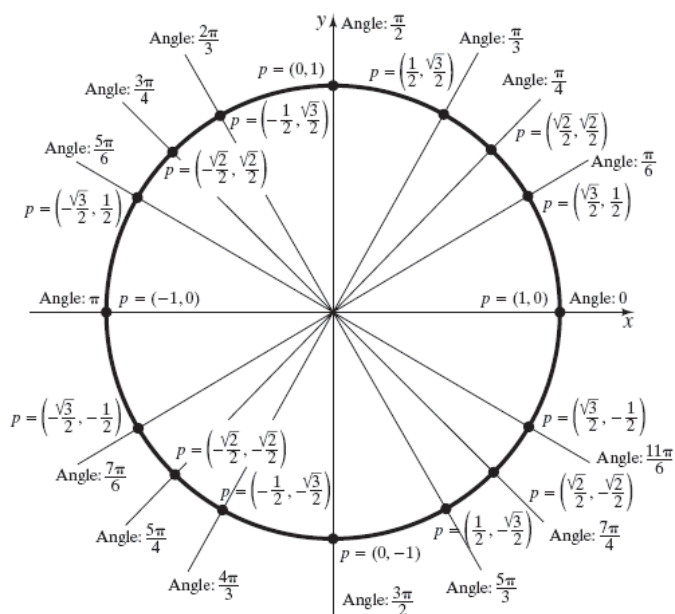
$$\begin{aligned} \sin 4 &\approx -0.8 & \csc 4 &\approx \frac{1}{-0.8} \approx -1.3 \\ \cos 4 &\approx -0.7 & \sec 4 &\approx \frac{1}{-0.7} \approx -1.4 \\ \tan 4 &\approx \frac{-0.8}{-0.7} \approx 1.1 & \cot 4 &\approx \frac{-0.7}{-0.8} \approx 0.9 \end{aligned}$$

Set the calculator on **RADIAN** mode:

$\sin(4)$ -0.7568024953	$1/\sin(4)$ -1.321348709
$\cos(4)$ -0.6536436209	$1/\cos(4)$ -1.529885656
$\tan(4)$ 1.157821282	$1/\tan(4)$ 0.8636911545

135 – 137. Answers will vary.

138.



Answers will vary.

139.

$$y = \frac{2}{x-7}$$

$$x = \frac{2}{y-7}$$

$$\begin{aligned} x(y-7) &= 2 \\ xy - 7x &= 2 \\ xy &= 7x + 2 \end{aligned}$$

$$y = \frac{7x+2}{x} = 7 + \frac{2}{x}$$

$$f^{-1}(x) = 7 + \frac{2}{x}$$

140. $180 \frac{-13\pi}{3} = -780^\circ$ is

141.

$$\begin{aligned} f(x+3) &= \frac{(x+3)-1}{(x+3)^2+2} \\ &= \frac{x+2}{x^2+6x+9+2} \\ &= \frac{x+2}{x^2+6x+11} \end{aligned}$$

Section 2.3: Properties of the Trigonometric Functions

$$\begin{aligned}
 142. \quad d &= \sqrt{(1-3)^2 + (0-(-6))^2} \\
 &= \sqrt{(-2)^2 + (6)^2} \\
 &= \sqrt{4+36} = \sqrt{40} = 2\sqrt{10}
 \end{aligned}$$

$$\begin{aligned}
 19. \quad \cos \frac{33\pi}{4} &= \cos \left(\frac{\pi}{4} + 8\pi \right) = \cos \left(\frac{\pi}{4} + 4 \cdot 2\pi \right) \\
 &= \cos \frac{\pi}{4} \\
 &= \frac{\sqrt{2}}{2}
 \end{aligned}$$

Section 2.3

1. All real numbers except $-\frac{1}{2}$; $\left\{ x \mid x \neq -\frac{1}{2} \right\}$

2. even

3. False

4. True

5. $2\pi, \pi$

6. All real number, except odd multiples of $\frac{\pi}{2}$

7. b.

8. a

9. 1

10. False; $\sec \theta = \frac{1}{\cos \theta}$

11. $\sin 405^\circ = \sin(360^\circ + 45^\circ) = \sin 45^\circ = \frac{\sqrt{2}}{2}$

12. $\cos 420^\circ = \cos(360^\circ + 60^\circ) = \cos 60^\circ = \frac{1}{2}$

13. $\tan 405^\circ = \tan(180^\circ + 180^\circ + 45^\circ) = \tan 45^\circ = 1$

14. $\sin 390^\circ = \sin(360^\circ + 30^\circ) = \sin 30^\circ = \frac{1}{2}$

15. $\csc 450^\circ = \csc(360^\circ + 90^\circ) = \csc 90^\circ = 1$

16. $\sec 540^\circ = \sec(360^\circ + 180^\circ) = \sec 180^\circ = -1$

17. $\cot 390^\circ = \cot(180^\circ + 180^\circ + 30^\circ) = \cot 30^\circ = \sqrt{3}$

18. $\sec 420^\circ = \sec(360^\circ + 60^\circ) = \sec 60^\circ = 2$

20. $\sin \frac{9\pi}{4} = \sin \left(\frac{\pi}{4} + 2\pi \right) = \sin \frac{\pi}{4} = \frac{\sqrt{2}}{2}$

21. $\tan(21\pi) = \tan(0 + 21\pi) = \tan(0) = 0$

$$\begin{aligned}
 22. \quad \csc \frac{9\pi}{2} &= \csc \left(\frac{\pi}{2} + 4\pi \right) = \csc \left(\frac{\pi}{2} + 2 \cdot 2\pi \right) \\
 &= \csc \frac{\pi}{2} \\
 &= 1
 \end{aligned}$$

$$\begin{aligned}
 23. \quad \sec \frac{17\pi}{4} &= \sec \left(\frac{\pi}{4} + 4\pi \right) = \sec \left(\frac{\pi}{4} + 2 \cdot 2\pi \right) \\
 &= \sec \frac{\pi}{4} \\
 &= \sqrt{2}
 \end{aligned}$$

$$\begin{aligned}
 24. \quad \cot \frac{17\pi}{4} &= \cot \left(\frac{\pi}{4} + 4\pi \right) = \cot \left(\frac{\pi}{4} + 2 \cdot 2\pi \right) \\
 &= \cot \frac{\pi}{4} \\
 &= 1
 \end{aligned}$$

25. $\tan \frac{19\pi}{6} = \tan \left(\frac{\pi}{6} + 3\pi \right) = \tan \frac{\pi}{6} = \frac{\sqrt{3}}{3}$

$$\begin{aligned}
 26. \quad \sec \frac{25\pi}{6} &= \sec \left(\frac{\pi}{6} + 4\pi \right) = \sec \left(\frac{\pi}{6} + 2 \cdot 2\pi \right) \\
 &= \sec \frac{\pi}{6} \\
 &= \frac{2\sqrt{3}}{3}
 \end{aligned}$$

27. Since $\sin \theta > 0$ for points in quadrants I and II, and $\cos \theta < 0$ for points in quadrants II and III, the angle θ lies in quadrant II.

28. Since $\sin \theta < 0$ for points in quadrants III and IV, and $\cos \theta > 0$ for points in quadrants I and IV, the angle θ lies in quadrant IV.

Chapter 2: Trigonometric Functions

29. Since $\sin \theta < 0$ for points in quadrants III and IV, and $\tan \theta < 0$ for points in quadrants II and IV, the angle θ lies in quadrant IV.

30. Since $\cos \theta > 0$ for points in quadrants I and IV, and $\tan \theta > 0$ for points in quadrants I and III, the angle θ lies in quadrant I.

31. Since $\cos \theta > 0$ for points in quadrants I and IV, and $\tan \theta < 0$ for points in quadrants II and IV, the angle θ lies in quadrant IV.

32. Since $\cos \theta < 0$ for points in quadrants II and III, and $\tan \theta > 0$ for points in quadrants I and III, the angle θ lies in quadrant III.

33. Since $\sec \theta < 0$ for points in quadrants II and III, and $\sin \theta > 0$ for points in quadrants I and II, the angle θ lies in quadrant II.

34. Since $\csc \theta > 0$ for points in quadrants I and II, and $\cos \theta < 0$ for points in quadrants II and III, the angle θ lies in quadrant II.

35. $\sin \theta = -\frac{3}{5}, \quad \cos \theta = \frac{4}{5}$

$$\tan \theta = \frac{\sin \theta}{\cos \theta} = \frac{\left(-\frac{3}{5}\right)}{\left(\frac{4}{5}\right)} = -\frac{3}{5} \cdot \frac{5}{4} = -\frac{3}{4}$$

$$\csc \theta = \frac{1}{\sin \theta} = \frac{1}{\left(-\frac{3}{5}\right)} = -\frac{5}{3}$$

$$\sec \theta = \frac{1}{\cos \theta} = \frac{1}{\left(\frac{4}{5}\right)} = \frac{5}{4}$$

$$\cot \theta = \frac{1}{\tan \theta} = -\frac{4}{3}$$

36. $\sin \theta = \frac{4}{5}, \quad \cos \theta = -\frac{3}{5}$

$$\tan \theta = \frac{\sin \theta}{\cos \theta} = \frac{\left(\frac{4}{5}\right)}{\left(-\frac{3}{5}\right)} = \frac{4}{5} \cdot \left(-\frac{5}{3}\right) = -\frac{4}{3}$$

$$\csc \theta = \frac{1}{\sin \theta} = \frac{1}{\left(\frac{4}{5}\right)} = \frac{5}{4}$$

$$\sec \theta = \frac{1}{\cos \theta} = \frac{1}{\left(-\frac{3}{5}\right)} = -\frac{5}{3}$$

$$\cot \theta = \frac{1}{\tan \theta} = -\frac{3}{4}$$

37. $\sin \theta = \frac{2\sqrt{5}}{5}, \quad \cos \theta = \frac{\sqrt{5}}{5}$

$$\tan \theta = \frac{\sin \theta}{\cos \theta} = \frac{\left(\frac{2\sqrt{5}}{5}\right)}{\left(\frac{\sqrt{5}}{5}\right)} = \frac{2\sqrt{5}}{5} \cdot \frac{5}{\sqrt{5}} = 2$$

$$\csc \theta = \frac{1}{\sin \theta} = \frac{1}{\left(\frac{2\sqrt{5}}{5}\right)} = 1 \cdot \frac{5}{2\sqrt{5}} \cdot \frac{\sqrt{5}}{\sqrt{5}} = \frac{\sqrt{5}}{2}$$

$$\sec \theta = \frac{1}{\cos \theta} = \frac{1}{\left(\frac{\sqrt{5}}{5}\right)} = \frac{5}{\sqrt{5}} \cdot \frac{\sqrt{5}}{\sqrt{5}} = \sqrt{5}$$

$$\cot \theta = \frac{1}{\tan \theta} = \frac{1}{2}$$

38. $\sin \theta = -\frac{\sqrt{5}}{5}, \quad \cos \theta = -\frac{2\sqrt{5}}{5}$

$$\tan \theta = \frac{\sin \theta}{\cos \theta} = \frac{\left(-\frac{\sqrt{5}}{5}\right)}{\left(-\frac{2\sqrt{5}}{5}\right)} = \left(-\frac{\sqrt{5}}{5}\right) \cdot \left(-\frac{5}{2\sqrt{5}}\right) = \frac{1}{2}$$

$$\csc \theta = \frac{1}{\sin \theta} = \frac{1}{\left(-\frac{\sqrt{5}}{5}\right)} = 1 \cdot \left(-\frac{5}{\sqrt{5}}\right) \cdot \frac{\sqrt{5}}{\sqrt{5}} = -\sqrt{5}$$

$$\sec \theta = \frac{1}{\cos \theta} = \frac{1}{\left(-\frac{2\sqrt{5}}{5}\right)} = \left(-\frac{5}{2\sqrt{5}}\right) \cdot \frac{\sqrt{5}}{\sqrt{5}} = -\frac{\sqrt{5}}{2}$$

$$\cot \theta = \frac{1}{\tan \theta} = \frac{1}{\left(\frac{1}{2}\right)} = 1 \cdot \frac{2}{1} = 2$$

Section 2.3: Properties of the Trigonometric Functions

$$39. \sin \theta = \frac{1}{2}, \quad \cos \theta = \frac{\sqrt{3}}{2}$$

$$\tan \theta = \frac{\sin \theta}{\cos \theta} = \frac{\left(\frac{1}{2}\right)}{\left(\frac{\sqrt{3}}{2}\right)} = \frac{1}{2} \cdot \frac{2}{\sqrt{3}} \cdot \frac{\sqrt{3}}{\sqrt{3}} = \frac{\sqrt{3}}{3}$$

$$\csc \theta = \frac{1}{\sin \theta} = \frac{1}{\left(\frac{1}{2}\right)} = 1 \cdot \frac{2}{1} = 2$$

$$\sec \theta = \frac{1}{\cos \theta} = \frac{1}{\left(\frac{\sqrt{3}}{2}\right)} = \frac{2}{\sqrt{3}} \cdot \frac{\sqrt{3}}{\sqrt{3}} = \frac{2\sqrt{3}}{3}$$

$$\cot \theta = \frac{1}{\tan \theta} = \frac{1}{\left(\frac{\sqrt{3}}{3}\right)} = \frac{3}{\sqrt{3}} \cdot \frac{\sqrt{3}}{\sqrt{3}} = \sqrt{3}$$

$$40. \sin \theta = \frac{\sqrt{3}}{2}, \quad \cos \theta = \frac{1}{2}$$

$$\tan \theta = \frac{\sin \theta}{\cos \theta} = \frac{\left(\frac{\sqrt{3}}{2}\right)}{\left(\frac{1}{2}\right)} = \frac{\sqrt{3}}{2} \cdot \frac{2}{1} = \sqrt{3}$$

$$\csc \theta = \frac{1}{\sin \theta} = \frac{1}{\left(\frac{\sqrt{3}}{2}\right)} = 1 \cdot \frac{2}{\sqrt{3}} \cdot \frac{\sqrt{3}}{\sqrt{3}} = \frac{2\sqrt{3}}{3}$$

$$\sec \theta = \frac{1}{\cos \theta} = \frac{1}{\left(\frac{1}{2}\right)} = 1 \cdot \frac{2}{1} = 2$$

$$\cot \theta = \frac{1}{\tan \theta} = \frac{1}{\sqrt{3}} = \frac{1}{\sqrt{3}} \cdot \frac{\sqrt{3}}{\sqrt{3}} = \frac{\sqrt{3}}{3}$$

$$41. \sin \theta = -\frac{1}{3}, \quad \cos \theta = \frac{2\sqrt{2}}{3}$$

$$\tan \theta = \frac{\sin \theta}{\cos \theta} = \frac{\left(-\frac{1}{3}\right)}{\left(\frac{2\sqrt{2}}{3}\right)} = -\frac{1}{3} \cdot \frac{3}{2\sqrt{2}} \cdot \frac{\sqrt{2}}{\sqrt{2}} = -\frac{\sqrt{2}}{4}$$

$$\csc \theta = \frac{1}{\sin \theta} = \frac{1}{\left(-\frac{1}{3}\right)} = 1 \cdot \left(-\frac{3}{1}\right) = -3$$

$$\sec \theta = \frac{1}{\cos \theta} = \frac{1}{\left(\frac{2\sqrt{2}}{3}\right)} = \frac{3}{2\sqrt{2}} \cdot \frac{\sqrt{2}}{\sqrt{2}} = \frac{3\sqrt{2}}{4}$$

$$\cot \theta = \frac{1}{\tan \theta} = \frac{1}{\left(-\frac{\sqrt{2}}{4}\right)} = -\frac{4}{\sqrt{2}} \cdot \frac{\sqrt{2}}{\sqrt{2}} = -2\sqrt{2}$$

$$42. \sin \theta = \frac{2\sqrt{2}}{3}, \quad \cos \theta = -\frac{1}{3}$$

$$\tan \theta = \frac{\sin \theta}{\cos \theta} = \frac{\left(\frac{2\sqrt{2}}{3}\right)}{\left(-\frac{1}{3}\right)} = \frac{2\sqrt{2}}{3} \cdot \frac{3}{1} = -2\sqrt{2}$$

$$\csc \theta = \frac{1}{\sin \theta} = \frac{1}{\left(\frac{2\sqrt{2}}{3}\right)} = 1 \cdot \frac{3}{2\sqrt{2}} \cdot \frac{\sqrt{2}}{\sqrt{2}} = \frac{3\sqrt{2}}{4}$$

$$\sec \theta = \frac{1}{\cos \theta} = \frac{1}{\left(-\frac{1}{3}\right)} = 1 \cdot \left(-\frac{3}{1}\right) = -3$$

$$\cot \theta = \frac{1}{\tan \theta} = \frac{1}{-2\sqrt{2}} = -\frac{1}{2\sqrt{2}} \cdot \frac{\sqrt{2}}{\sqrt{2}} = -\frac{\sqrt{2}}{4}$$

$$43. \sin \theta = \frac{12}{13}, \quad \theta \text{ in quadrant II}$$

Solve for $\cos \theta$: $\sin^2 \theta + \cos^2 \theta = 1$

$$\cos^2 \theta = 1 - \sin^2 \theta$$

$$\cos \theta = \pm \sqrt{1 - \sin^2 \theta}$$

Since θ is in quadrant II, $\cos \theta < 0$.

$$\cos \theta = -\sqrt{1 - \sin^2 \theta}$$

$$= -\sqrt{1 - \left(\frac{12}{13}\right)^2} = -\sqrt{1 - \frac{144}{169}} = -\sqrt{\frac{25}{169}} = -\frac{5}{13}$$

$$\tan \theta = \frac{\sin \theta}{\cos \theta} = \frac{\left(\frac{12}{13}\right)}{\left(-\frac{5}{13}\right)} = \frac{12}{13} \cdot \left(-\frac{13}{5}\right) = -\frac{12}{5}$$

$$\csc \theta = \frac{1}{\sin \theta} = \frac{1}{\left(\frac{12}{13}\right)} = \frac{13}{12}$$

Chapter 2: Trigonometric Functions

$$\sec \theta = \frac{1}{\cos \theta} = \frac{1}{\left(-\frac{5}{13}\right)} = -\frac{13}{5}$$

$$\cot \theta = \frac{1}{\tan \theta} = \frac{1}{\left(-\frac{12}{5}\right)} = -\frac{5}{12}$$

44. $\cos \theta = \frac{3}{5}$, θ in quadrant IV

Solve for $\sin \theta$: $\sin^2 \theta + \cos^2 \theta = 1$

$$\sin^2 \theta = 1 - \cos^2 \theta$$

$$\sin \theta = \pm \sqrt{1 - \cos^2 \theta}$$

Since θ is in quadrant IV, $\sin \theta < 0$.

$$\sin \theta = -\sqrt{1 - \cos^2 \theta} = -\sqrt{1 - \left(\frac{3}{5}\right)^2} = -\sqrt{\frac{16}{25}} = -\frac{4}{5}$$

$$\tan \theta = \frac{\sin \theta}{\cos \theta} = \frac{\left(-\frac{4}{5}\right)}{\left(\frac{3}{5}\right)} = -\frac{4}{5} \cdot \frac{5}{3} = -\frac{4}{3}$$

$$\csc \theta = \frac{1}{\sin \theta} = \frac{1}{\left(-\frac{4}{5}\right)} = -\frac{5}{4}$$

$$\sec \theta = \frac{1}{\cos \theta} = \frac{1}{\left(\frac{3}{5}\right)} = \frac{5}{3}$$

$$\cot \theta = \frac{1}{\tan \theta} = \frac{1}{\left(-\frac{4}{3}\right)} = -\frac{3}{4}$$

45. $\cos \theta = -\frac{4}{5}$, θ in quadrant III

Solve for $\sin \theta$: $\sin^2 \theta + \cos^2 \theta = 1$

$$\sin^2 \theta = 1 - \cos^2 \theta$$

$$\sin \theta = \pm \sqrt{1 - \cos^2 \theta}$$

Since θ is in quadrant III, $\sin \theta < 0$.

$$\begin{aligned} \sin \theta &= -\sqrt{1 - \cos^2 \theta} \\ &= -\sqrt{1 - \left(-\frac{4}{5}\right)^2} = -\sqrt{1 - \frac{16}{25}} = -\sqrt{\frac{9}{25}} = -\frac{3}{5} \end{aligned}$$

$$\tan \theta = \frac{\sin \theta}{\cos \theta} = \frac{\left(-\frac{3}{5}\right)}{\left(-\frac{4}{5}\right)} = -\frac{3}{5} \cdot \left(-\frac{5}{4}\right) = \frac{3}{4}$$

$$\csc \theta = \frac{1}{\sin \theta} = \frac{1}{\left(-\frac{3}{5}\right)} = -\frac{5}{3}$$

$$\sec \theta = \frac{1}{\cos \theta} = \frac{1}{\left(-\frac{4}{5}\right)} = -\frac{5}{4}$$

$$\cot \theta = \frac{1}{\tan \theta} = \frac{1}{\left(\frac{3}{4}\right)} = \frac{4}{3}$$

46. $\sin \theta = -\frac{5}{13}$, θ in quadrant III

Solve for $\cos \theta$: $\sin^2 \theta + \cos^2 \theta = 1$

$$\cos^2 \theta = 1 - \sin^2 \theta$$

$$\cos \theta = \pm \sqrt{1 - \sin^2 \theta}$$

Since θ is in quadrant III, $\cos \theta < 0$.

$$\begin{aligned} \cos \theta &= -\sqrt{1 - \sin^2 \theta} = -\sqrt{1 - \left(-\frac{5}{13}\right)^2} \\ &= -\sqrt{\frac{144}{169}} = -\frac{12}{13} \end{aligned}$$

$$\tan \theta = \frac{\sin \theta}{\cos \theta} = \frac{\left(-\frac{5}{13}\right)}{\left(-\frac{12}{13}\right)} = -\frac{5}{13} \cdot \left(-\frac{13}{12}\right) = \frac{5}{12}$$

$$\csc \theta = \frac{1}{\sin \theta} = \frac{1}{\left(-\frac{5}{13}\right)} = -\frac{13}{5}$$

$$\sec \theta = \frac{1}{\cos \theta} = \frac{1}{\left(-\frac{12}{13}\right)} = -\frac{13}{12}$$

$$\cot \theta = \frac{1}{\tan \theta} = \frac{1}{\left(\frac{5}{12}\right)} = \frac{12}{5}$$

47. $\sin \theta = \frac{5}{13}$, $90^\circ < \theta < 180^\circ$, θ in quadrant II

Solve for $\cos \theta$: $\sin^2 \theta + \cos^2 \theta = 1$

$$\cos^2 \theta = 1 - \sin^2 \theta$$

$$\cos \theta = \pm \sqrt{1 - \sin^2 \theta}$$

Since θ is in quadrant II, $\cos \theta < 0$.

$$\begin{aligned} \cos \theta &= -\sqrt{1 - \sin^2 \theta} = -\sqrt{1 - \left(\frac{5}{13}\right)^2} \\ &= -\sqrt{1 - \frac{25}{169}} = -\sqrt{\frac{144}{169}} = -\frac{12}{13} \end{aligned}$$

Section 2.3: Properties of the Trigonometric Functions

$$\tan \theta = \frac{\sin \theta}{\cos \theta} = \frac{\left(\frac{5}{13}\right)}{\left(-\frac{12}{13}\right)} = \frac{5}{13} \cdot \left(-\frac{13}{12}\right) = -\frac{5}{12}$$

$$\csc \theta = \frac{1}{\sin \theta} = \frac{1}{\left(\frac{5}{13}\right)} = \frac{13}{5}$$

$$\sec \theta = \frac{1}{\cos \theta} = \frac{1}{\left(-\frac{12}{13}\right)} = -\frac{13}{12}$$

$$\cot \theta = \frac{1}{\tan \theta} = \frac{1}{\left(-\frac{5}{12}\right)} = -\frac{12}{5}$$

48. $\cos \theta = \frac{4}{5}$, $270^\circ < \theta < 360^\circ$; θ in quadrant IV

Solve for $\sin \theta$: $\sin^2 \theta + \cos^2 \theta = 1$

$$\sin \theta = \pm \sqrt{1 - \cos^2 \theta}$$

Since θ is in quadrant IV, $\sin \theta < 0$.

$$\sin \theta = -\sqrt{1 - \cos^2 \theta} = -\sqrt{1 - \left(\frac{4}{5}\right)^2} = -\sqrt{\frac{9}{25}} = -\frac{3}{5}$$

$$\tan \theta = \frac{\sin \theta}{\cos \theta} = \frac{\left(-\frac{3}{5}\right)}{\left(\frac{4}{5}\right)} = -\frac{3}{5} \cdot \frac{5}{4} = -\frac{3}{4}$$

$$\csc \theta = \frac{1}{\sin \theta} = \frac{1}{\left(-\frac{3}{5}\right)} = -\frac{5}{3}$$

$$\sec \theta = \frac{1}{\cos \theta} = \frac{1}{\left(\frac{4}{5}\right)} = \frac{5}{4}$$

$$\cot \theta = \frac{1}{\tan \theta} = \frac{1}{\left(-\frac{3}{4}\right)} = -\frac{4}{3}$$

49. $\cos \theta = -\frac{1}{3}$, $\frac{\pi}{2} < \theta < \pi$, θ in quadrant II

Solve for $\sin \theta$: $\sin^2 \theta + \cos^2 \theta = 1$

$$\sin^2 \theta = 1 - \cos^2 \theta$$

$$\sin \theta = \pm \sqrt{1 - \cos^2 \theta}$$

Since θ is in quadrant II, $\sin \theta > 0$.

$$\begin{aligned} \sin \theta &= \sqrt{1 - \cos^2 \theta} \\ &= \sqrt{1 - \left(-\frac{1}{3}\right)^2} = \sqrt{1 - \frac{1}{9}} = \sqrt{\frac{8}{9}} = \frac{2\sqrt{2}}{3} \end{aligned}$$

$$\tan \theta = \frac{\sin \theta}{\cos \theta} = \frac{\left(\frac{2\sqrt{2}}{3}\right)}{\left(-\frac{1}{3}\right)} = \frac{2\sqrt{2}}{3} \cdot \left(-\frac{3}{1}\right) = -2\sqrt{2}$$

$$\csc \theta = \frac{1}{\sin \theta} = \frac{1}{\left(\frac{2\sqrt{2}}{3}\right)} = \frac{3}{2\sqrt{2}} \cdot \frac{\sqrt{2}}{\sqrt{2}} = \frac{3\sqrt{2}}{4}$$

$$\sec \theta = \frac{1}{\cos \theta} = \frac{1}{\left(-\frac{1}{3}\right)} = -3$$

$$\cot \theta = \frac{1}{\tan \theta} = \frac{1}{-2\sqrt{2}} \cdot \frac{\sqrt{2}}{\sqrt{2}} = -\frac{\sqrt{2}}{4}$$

50. $\sin \theta = -\frac{2}{3}$, $\pi < \theta < \frac{3\pi}{2}$, θ in quadrant III

Solve for $\cos \theta$: $\sin^2 \theta + \cos^2 \theta = 1$

$$\cos \theta = \pm \sqrt{1 - \sin^2 \theta}$$

Since θ is in quadrant III, $\cos \theta < 0$.

$$\begin{aligned} \cos \theta &= -\sqrt{1 - \sin^2 \theta} = -\sqrt{1 - \left(-\frac{2}{3}\right)^2} \\ &= -\sqrt{\frac{5}{9}} = -\frac{\sqrt{5}}{3} \end{aligned}$$

$$\begin{aligned} \tan \theta &= \frac{\sin \theta}{\cos \theta} = \frac{\left(-\frac{2}{3}\right)}{\left(-\frac{\sqrt{5}}{3}\right)} \\ &= -\frac{2}{3} \cdot \left(-\frac{3}{\sqrt{5}}\right) \cdot \frac{\sqrt{5}}{\sqrt{5}} = \frac{2\sqrt{5}}{5} \end{aligned}$$

$$\csc \theta = \frac{1}{\sin \theta} = \frac{1}{\left(-\frac{2}{3}\right)} = -\frac{3}{2}$$

$$\sec \theta = \frac{1}{\cos \theta} = \frac{1}{\left(-\frac{\sqrt{5}}{3}\right)} = -\frac{3}{\sqrt{5}} \cdot \frac{\sqrt{5}}{\sqrt{5}} = -\frac{3\sqrt{5}}{5}$$

$$\cot \theta = \frac{1}{\tan \theta} = \frac{1}{\left(\frac{2\sqrt{5}}{5}\right)} = \frac{5}{2\sqrt{5}} \cdot \frac{\sqrt{5}}{\sqrt{5}} = \frac{\sqrt{5}}{2}$$

Chapter 2: Trigonometric Functions

51. $\sin \theta = \frac{2}{3}$, $\tan \theta < 0$, so θ is in quadrant II

Solve for $\cos \theta$: $\sin^2 \theta + \cos^2 \theta = 1$

$$\begin{aligned}\cos^2 \theta &= 1 - \sin^2 \theta \\ \cos \theta &= \pm \sqrt{1 - \sin^2 \theta}\end{aligned}$$

Since θ is in quadrant II, $\cos \theta < 0$.

$$\begin{aligned}\cos \theta &= -\sqrt{1 - \sin^2 \theta} \\ &= -\sqrt{1 - \left(\frac{2}{3}\right)^2} = -\sqrt{1 - \frac{4}{9}} = -\sqrt{\frac{5}{9}} = -\frac{\sqrt{5}}{3}\end{aligned}$$

$$\tan \theta = \frac{\sin \theta}{\cos \theta} = \frac{\left(\frac{2}{3}\right)}{\left(-\frac{\sqrt{5}}{3}\right)} = \frac{2}{3} \cdot \left(-\frac{3}{\sqrt{5}}\right) = -\frac{2\sqrt{5}}{5}$$

$$\csc \theta = \frac{1}{\sin \theta} = \frac{1}{\left(\frac{2}{3}\right)} = \frac{3}{2}$$

$$\sec \theta = \frac{1}{\cos \theta} = \frac{1}{\left(-\frac{\sqrt{5}}{3}\right)} = -\frac{3}{\sqrt{5}} = -\frac{3\sqrt{5}}{5}$$

$$\cot \theta = \frac{1}{\tan \theta} = \frac{1}{\left(-\frac{2\sqrt{5}}{5}\right)} = -\frac{5}{2\sqrt{5}} = -\frac{\sqrt{5}}{2}$$

52. $\cos \theta = -\frac{1}{4}$, $\tan \theta > 0$

Since $\tan \theta = \frac{\sin \theta}{\cos \theta} > 0$ and $\cos \theta < 0$, $\sin \theta < 0$.

Solve for $\sin \theta$: $\sin^2 \theta + \cos^2 \theta = 1$

$$\sin \theta = \pm \sqrt{1 - \cos^2 \theta}$$

$$\begin{aligned}\sin \theta &= -\sqrt{1 - \cos^2 \theta} \\ &= -\sqrt{1 - \left(-\frac{1}{4}\right)^2} = -\sqrt{1 - \frac{1}{16}} \\ &= -\sqrt{\frac{15}{16}} = -\frac{\sqrt{15}}{4}\end{aligned}$$

$$\tan \theta = \frac{\sin \theta}{\cos \theta} = \frac{\left(-\frac{\sqrt{15}}{4}\right)}{\left(-\frac{1}{4}\right)} = \frac{\sqrt{15}}{4} \cdot \left(-\frac{4}{-1}\right) = \sqrt{15}$$

$$\csc \theta = \frac{1}{\sin \theta} = \frac{1}{\left(-\frac{\sqrt{15}}{4}\right)} = -\frac{4}{\sqrt{15}} \cdot \frac{\sqrt{15}}{\sqrt{15}} = -\frac{4\sqrt{15}}{15}$$

$$\sec \theta = \frac{1}{\cos \theta} = \frac{1}{\left(-\frac{1}{4}\right)} = -\frac{4}{1} = -4$$

$$\cot \theta = \frac{1}{\tan \theta} = \frac{1}{\sqrt{15}} \cdot \frac{\sqrt{15}}{\sqrt{15}} = \frac{\sqrt{15}}{15}$$

53. $\sec \theta = 2$, $\sin \theta < 0$, so θ is in quadrant IV

Solve for $\cos \theta$: $\cos \theta = \frac{1}{\sec \theta} = \frac{1}{2}$

Solve for $\sin \theta$: $\sin^2 \theta + \cos^2 \theta = 1$

$$\sin^2 \theta = 1 - \cos^2 \theta$$

$$\sin \theta = \pm \sqrt{1 - \cos^2 \theta}$$

Since θ is in quadrant IV, $\sin \theta < 0$.

$$\begin{aligned}\sin \theta &= -\sqrt{1 - \cos^2 \theta} \\ &= -\sqrt{1 - \left(\frac{1}{2}\right)^2} = -\sqrt{1 - \frac{1}{4}} = -\sqrt{\frac{3}{4}} = -\frac{\sqrt{3}}{2}\end{aligned}$$

$$\tan \theta = \frac{\sin \theta}{\cos \theta} = \frac{\left(-\frac{\sqrt{3}}{2}\right)}{\left(\frac{1}{2}\right)} = -\frac{\sqrt{3}}{2} \cdot \frac{2}{1} = -\sqrt{3}$$

$$\csc \theta = \frac{1}{\sin \theta} = \frac{1}{\left(-\frac{\sqrt{3}}{2}\right)} = -\frac{2}{\sqrt{3}} = -\frac{2\sqrt{3}}{3}$$

$$\cot \theta = \frac{1}{\tan \theta} = \frac{1}{-\sqrt{3}} = -\frac{\sqrt{3}}{3}$$

54. $\csc \theta = 3$, $\cot \theta < 0$, so θ is in quadrant II

Solve for $\sin \theta$: $\sin \theta = \frac{1}{\csc \theta} = \frac{1}{3}$

Solve for $\cos \theta$: $\sin^2 \theta + \cos^2 \theta = 1$

$$\cos \theta = \pm \sqrt{1 - \sin^2 \theta}$$

Since θ is in quadrant II, $\cos \theta < 0$.

$$\begin{aligned}\cos \theta &= -\sqrt{1 - \sin^2 \theta} \\ &= -\sqrt{1 - \left(\frac{1}{3}\right)^2} = -\sqrt{1 - \frac{1}{9}} = -\sqrt{\frac{8}{9}} = -\frac{2\sqrt{2}}{3}\end{aligned}$$

$$\begin{aligned}\tan \theta &= \frac{\sin \theta}{\cos \theta} = \frac{\left(\frac{1}{3}\right)}{\left(-\frac{2\sqrt{2}}{3}\right)} \\ &= \frac{1}{3} \cdot \left(-\frac{3}{2\sqrt{2}}\right) \cdot \frac{\sqrt{2}}{\sqrt{2}} = -\frac{\sqrt{2}}{4}\end{aligned}$$

Section 2.3: Properties of the Trigonometric Functions

$$\sec \theta = \frac{1}{\cos \theta} = \frac{1}{\left(-\frac{2\sqrt{2}}{3}\right)} = -\frac{3}{2\sqrt{2}} \cdot \frac{\sqrt{2}}{\sqrt{2}} = -\frac{3\sqrt{2}}{4}$$

$$\cot \theta = \frac{1}{\tan \theta} = \frac{1}{\left(-\frac{\sqrt{2}}{4}\right)} = -\frac{4}{\sqrt{2}} \cdot \frac{\sqrt{2}}{\sqrt{2}} = -2\sqrt{2}$$

55. $\tan \theta = \frac{3}{4}$, $\sin \theta < 0$, so θ is in quadrant III

Solve for $\sec \theta$: $\sec^2 \theta = 1 + \tan^2 \theta$

$$\sec \theta = \pm \sqrt{1 + \tan^2 \theta}$$

Since θ is in quadrant III, $\sec \theta < 0$.

$$\begin{aligned} \sec \theta &= -\sqrt{1 + \tan^2 \theta} \\ &= -\sqrt{1 + \left(\frac{3}{4}\right)^2} = -\sqrt{1 + \frac{9}{16}} = -\sqrt{\frac{25}{16}} = -\frac{5}{4} \end{aligned}$$

$$\cos \theta = \frac{1}{\sec \theta} = -\frac{4}{5}$$

$$\begin{aligned} \sin \theta &= -\sqrt{1 - \cos^2 \theta} \\ &= -\sqrt{1 - \left(-\frac{4}{5}\right)^2} = -\sqrt{1 - \frac{16}{25}} = -\sqrt{\frac{9}{25}} = -\frac{3}{5} \end{aligned}$$

$$\csc \theta = \frac{1}{\sin \theta} = \frac{1}{\left(-\frac{3}{5}\right)} = -\frac{5}{3}$$

$$\cot \theta = \frac{1}{\tan \theta} = \frac{1}{\left(\frac{3}{4}\right)} = \frac{4}{3}$$

56. $\cot \theta = \frac{4}{3}$, $\cos \theta < 0$, so θ is in quadrant III

$$\tan \theta = \frac{1}{\cot \theta} = \frac{1}{\left(\frac{4}{3}\right)} = \frac{3}{4}$$

Solve for $\sec \theta$: $\sec^2 \theta = 1 + \tan^2 \theta$

$$\sec \theta = \pm \sqrt{1 + \tan^2 \theta}$$

Since θ is in quadrant III, $\sec \theta < 0$.

$$\begin{aligned} \sec \theta &= -\sqrt{1 + \tan^2 \theta} \\ &= -\sqrt{1 + \left(\frac{3}{4}\right)^2} = -\sqrt{1 + \frac{9}{16}} = -\sqrt{\frac{25}{16}} = -\frac{5}{4} \end{aligned}$$

$$\cos \theta = \frac{1}{\sec \theta} = -\frac{4}{5}$$

$$\begin{aligned} \sin \theta &= -\sqrt{1 - \cos^2 \theta} \\ &= -\sqrt{1 - \left(-\frac{4}{5}\right)^2} = -\sqrt{1 - \frac{16}{25}} = -\sqrt{\frac{9}{25}} = -\frac{3}{5} \end{aligned}$$

$$\csc \theta = \frac{1}{\sin \theta} = \frac{1}{\left(-\frac{3}{5}\right)} = -\frac{5}{3}$$

57. $\tan \theta = -\frac{1}{3}$, $\sin \theta > 0$, so θ is in quadrant II

Solve for $\sec \theta$: $\sec^2 \theta = 1 + \tan^2 \theta$

$$\sec \theta = \pm \sqrt{1 + \tan^2 \theta}$$

Since θ is in quadrant II, $\sec \theta < 0$.

$$\begin{aligned} \sec \theta &= -\sqrt{1 + \tan^2 \theta} \\ &= -\sqrt{1 + \left(-\frac{1}{3}\right)^2} = -\sqrt{1 + \frac{1}{9}} = -\sqrt{\frac{10}{9}} = -\frac{\sqrt{10}}{3} \end{aligned}$$

$$\cos \theta = \frac{1}{\sec \theta} = \frac{1}{\left(-\frac{\sqrt{10}}{3}\right)} = -\frac{3}{\sqrt{10}} = -\frac{3\sqrt{10}}{10}$$

$$\begin{aligned} \sin \theta &= \sqrt{1 - \cos^2 \theta} \\ &= \sqrt{1 - \left(-\frac{3\sqrt{10}}{10}\right)^2} = \sqrt{1 - \frac{90}{100}} \\ &= \sqrt{\frac{10}{100}} = \frac{\sqrt{10}}{10} \end{aligned}$$

$$\csc \theta = \frac{1}{\sin \theta} = \frac{1}{\left(\frac{\sqrt{10}}{10}\right)} = \sqrt{10}$$

$$\cot \theta = \frac{1}{\tan \theta} = \frac{1}{\left(-\frac{1}{3}\right)} = -3$$

58. $\sec \theta = -2$, $\tan \theta > 0$, so θ is in quadrant III

Solve for $\tan \theta$: $\sec^2 \theta = 1 + \tan^2 \theta$

$$\tan \theta = \pm \sqrt{\sec^2 \theta - 1}$$

$$\tan \theta = \sqrt{\sec^2 \theta - 1} = \sqrt{(-2)^2 - 1} = \sqrt{4 - 1} = \sqrt{3}$$

$$\cos \theta = \frac{1}{\sec \theta} = -\frac{1}{2}$$

$$\cot \theta = \frac{1}{\tan \theta} = \frac{1}{\sqrt{3}} \cdot \frac{\sqrt{3}}{\sqrt{3}} = \frac{\sqrt{3}}{3}$$

Chapter 2: Trigonometric Functions

$$\begin{aligned}\sin \theta &= -\sqrt{1 - \cos^2 \theta} \\ &= -\sqrt{1 - \left(-\frac{1}{2}\right)^2} = -\sqrt{1 - \frac{1}{4}} = -\sqrt{\frac{3}{4}} = -\frac{\sqrt{3}}{2} \\ \csc \theta &= \frac{1}{\sin \theta} = \frac{1}{\left(-\frac{\sqrt{3}}{2}\right)} = -\frac{2}{\sqrt{3}} \cdot \frac{\sqrt{3}}{\sqrt{3}} = -\frac{2\sqrt{3}}{3}\end{aligned}$$

59. $\sin(-60^\circ) = -\sin 60^\circ = -\frac{\sqrt{3}}{2}$

60. $\cos(-30^\circ) = \cos 30^\circ = \frac{\sqrt{3}}{2}$

61. $\tan(-30^\circ) = -\tan 30^\circ = -\frac{\sqrt{3}}{3}$

62. $\sin(-135^\circ) = -\sin 135^\circ = -\frac{\sqrt{2}}{2}$

63. $\sec(-60^\circ) = \sec 60^\circ = 2$

64. $\csc(-30^\circ) = -\csc 30^\circ = -2$

65. $\sin(-90^\circ) = -\sin 90^\circ = -1$

66. $\cos(-270^\circ) = \cos 270^\circ = 0$

67. $\tan\left(-\frac{\pi}{4}\right) = -\tan \frac{\pi}{4} = -1$

68. $\sin(-\pi) = -\sin \pi = 0$

69. $\cos\left(-\frac{\pi}{4}\right) = \cos \frac{\pi}{4} = \frac{\sqrt{2}}{2}$

70. $\sin\left(-\frac{\pi}{3}\right) = -\sin \frac{\pi}{3} = -\frac{\sqrt{3}}{2}$

71. $\tan(-\pi) = -\tan \pi = 0$

72. $\sin\left(-\frac{3\pi}{2}\right) = -\sin \frac{3\pi}{2} = -(-1) = 1$

73. $\csc\left(-\frac{\pi}{4}\right) = -\csc \frac{\pi}{4} = -\sqrt{2}$

74. $\sec(-\pi) = \sec \pi = -1$

75. $\sec\left(-\frac{\pi}{6}\right) = \sec \frac{\pi}{6} = \frac{2\sqrt{3}}{3}$

76. $\csc\left(-\frac{\pi}{3}\right) = -\csc \frac{\pi}{3} = -\frac{2\sqrt{3}}{3}$

77. $\sin^2(40^\circ) + \cos^2(40^\circ) = 1$

78. $\sec^2(18^\circ) - \tan^2(18^\circ) = 1$

79. $\sin(80^\circ)\csc(80^\circ) = \sin(80^\circ) \cdot \frac{1}{\sin(80^\circ)} = 1$

80. $\tan(10^\circ)\cot(10^\circ) = \tan(10^\circ) \cdot \frac{1}{\tan(10^\circ)} = 1$

81. $\tan(40^\circ) - \frac{\sin(40^\circ)}{\cos(40^\circ)} = \tan(40^\circ) - \tan(40^\circ) = 0$

82. $\cot(20^\circ) - \frac{\cos(20^\circ)}{\sin(20^\circ)} = \cot(20^\circ) - \cot(20^\circ) = 0$

83. $\begin{aligned}\cos(400^\circ) \cdot \sec(40^\circ) &= \cos(40^\circ + 360^\circ) \cdot \sec(40^\circ) \\ &= \cos(40^\circ) \cdot \sec(40^\circ) \\ &= \cos(40^\circ) \cdot \frac{1}{\cos(40^\circ)} = 1\end{aligned}$

84. $\begin{aligned}\tan(200^\circ) \cdot \cot(20^\circ) &= \tan(20^\circ + 180^\circ) \cdot \cot(20^\circ) \\ &= \tan(20^\circ) \cdot \cot(20^\circ) \\ &= \tan(20^\circ) \cdot \frac{1}{\tan(20^\circ)} = 1\end{aligned}$

85. $\begin{aligned}\sin\left(-\frac{\pi}{12}\right)\csc\left(\frac{25\pi}{12}\right) &= -\sin\left(\frac{\pi}{12}\right)\csc\left(\frac{25\pi}{12}\right) \\ &= -\sin\left(\frac{\pi}{12}\right)\csc\left(\frac{\pi}{12} + \frac{24\pi}{12}\right) \\ &= -\sin\left(\frac{\pi}{12}\right)\csc\left(\frac{\pi}{12} + 2\pi\right) \\ &= -\sin\left(\frac{\pi}{12}\right)\csc\left(\frac{\pi}{12}\right) \\ &= -\sin\left(\frac{\pi}{12}\right) \cdot \frac{1}{\sin\left(\frac{\pi}{12}\right)} = -1\end{aligned}$

Section 2.3: Properties of the Trigonometric Functions

$$\begin{aligned}
 86. \quad \sec\left(-\frac{\pi}{18}\right)\cos\left(\frac{37\pi}{18}\right) &= \sec\left(\frac{\pi}{18}\right)\cos\left(\frac{37\pi}{18}\right) \\
 &= \sec\left(\frac{\pi}{18}\right)\cos\left(\frac{\pi}{18} + \frac{36\pi}{18}\right) \\
 &= \sec\left(\frac{\pi}{18}\right)\cos\left(\frac{\pi}{18} + 2\pi\right) \\
 &= \sec\left(\frac{\pi}{18}\right)\cos\left(\frac{\pi}{18}\right) \\
 &= \sec\left(\frac{\pi}{18}\right) \cdot \frac{1}{\sec\left(\frac{\pi}{18}\right)} = 1
 \end{aligned}$$

$$\begin{aligned}
 87. \quad \frac{\sin(-20^\circ)}{\cos(380^\circ)} + \tan(200^\circ) \\
 &= \frac{-\sin(20^\circ)}{\cos(20^\circ + 360^\circ)} + \tan(20^\circ + 180^\circ) \\
 &= \frac{-\sin(20^\circ)}{\cos(20^\circ)} + \tan(20^\circ) \\
 &= -\tan(20^\circ) + \tan(20^\circ) = 0
 \end{aligned}$$

$$\begin{aligned}
 88. \quad \frac{\sin(70^\circ)}{\cos(-430^\circ)} + \tan(-70^\circ) \\
 &= \frac{\sin(70^\circ)}{\cos(430^\circ)} - \tan(70^\circ) \\
 &= \frac{\sin(70^\circ)}{\cos(70^\circ + 360^\circ)} - \tan(70^\circ) \\
 &= \frac{\sin(70^\circ)}{\cos(70^\circ)} - \tan(70^\circ) \\
 &= \tan(70^\circ) - \tan(70^\circ) = 0
 \end{aligned}$$

89. If $\sin \theta = 0.3$, then

$$\begin{aligned}
 \sin \theta + \sin(\theta + 2\pi) + \sin(\theta + 4\pi) \\
 &= 0.3 + 0.3 + 0.3 = 0.9
 \end{aligned}$$

90. If $\cos \theta = 0.2$, then

$$\begin{aligned}
 \cos \theta + \cos(\theta + 2\pi) + \cos(\theta + 4\pi) \\
 &= -0.2 + 0.2 + 0.2 = 0.6
 \end{aligned}$$

91. If $\tan \theta = 3$, then

$$\begin{aligned}
 \tan \theta + \tan(\theta + \pi) + \tan(\theta + 2\pi) \\
 &= 3 + 3 + 3 = 9
 \end{aligned}$$

92. If $\cot \theta = -2$, then

$$\begin{aligned}
 \cot \theta + \cot(\theta - \pi) + \cot(\theta - 2\pi) \\
 &= -2 + (-2) + (-2) = -6
 \end{aligned}$$

93. $\sin 1^\circ + \sin 2^\circ + \sin 3^\circ + \dots + \sin 357^\circ$
 $\quad \quad \quad + \sin 358^\circ + \sin 359^\circ$

$$\begin{aligned}
 &= \sin 1^\circ + \sin 2^\circ + \sin 3^\circ + \dots + \sin(360^\circ - 3^\circ) \\
 &\quad \quad \quad + \sin(360^\circ - 2^\circ) + \sin(360^\circ - 1^\circ) \\
 &= \sin 1^\circ + \sin 2^\circ + \sin 3^\circ + \dots + \sin(-3^\circ) \\
 &\quad \quad \quad + \sin(-2^\circ) + \sin(-1^\circ) \\
 &= \sin 1^\circ + \sin 2^\circ + \sin 3^\circ + \dots - \sin 3^\circ - \sin 2^\circ - \sin 1^\circ \\
 &= \sin(180^\circ) = 0
 \end{aligned}$$

94. $\cos 1^\circ + \cos 2^\circ + \cos 3^\circ + \dots + \cos 357^\circ$
 $\quad \quad \quad + \cos 358^\circ + \cos 359^\circ$

$$\begin{aligned}
 &= \cos 1^\circ + \cos 2^\circ + \cos 3^\circ + \dots + \cos(360^\circ - 3^\circ) \\
 &\quad \quad \quad + \cos(360^\circ - 2^\circ) + \cos(360^\circ - 1^\circ) \\
 &= \cos 1^\circ + \cos 2^\circ + \cos 3^\circ + \dots + \cos(-3^\circ) \\
 &\quad \quad \quad + \cos(-2^\circ) + \cos(-1^\circ) \\
 &= \cos 1^\circ + \cos 2^\circ + \cos 3^\circ + \dots + \cos 3^\circ \\
 &\quad \quad \quad + \cos 2^\circ + \cos 1^\circ \\
 &= 2 \cos 1^\circ + 2 \cos 2^\circ + 2 \cos 3^\circ + \dots + 2 \cos 178^\circ \\
 &\quad \quad \quad + 2 \cos 179^\circ + \cos 180^\circ \\
 &= 2 \cos 1^\circ + 2 \cos 2^\circ + 2 \cos 3^\circ + \dots + 2 \cos(180^\circ - 2^\circ) \\
 &\quad \quad \quad + 2 \cos(180^\circ - 1^\circ) + \cos(180^\circ) \\
 &= 2 \cos 1^\circ + 2 \cos 2^\circ + 2 \cos 3^\circ + \dots - 2 \cos 2^\circ \\
 &\quad \quad \quad - 2 \cos 1^\circ + \cos 180^\circ \\
 &= \cos 180^\circ = -1
 \end{aligned}$$

95. The domain of the sine function is the set of all real numbers.

96. The domain of the cosine function is the set of all real numbers.

97. $f(\theta) = \tan \theta$ is not defined for numbers that are odd multiples of $\frac{\pi}{2}$.

98. $f(\theta) = \cot \theta$ is not defined for numbers that are multiples of π .

99. $f(\theta) = \sec \theta$ is not defined for numbers that are odd multiples of $\frac{\pi}{2}$.

Chapter 2: Trigonometric Functions

- 100.** $f(\theta) = \csc \theta$ is not defined for numbers that are multiples of π .
- 101.** The range of the sine function is the set of all real numbers between -1 and 1 , inclusive.
- 102.** The range of the cosine function is the set of all real numbers between -1 and 1 , inclusive.
- 103.** The range of the tangent function is the set of all real numbers.
- 104.** The range of the cotangent function is the set of all real numbers.
- 105.** The range of the secant function is the set of all real numbers greater than or equal to 1 and all real numbers less than or equal to -1 .
- 106.** The range of the cosecant function is the set of all real number greater than or equal to 1 and all real numbers less than or equal to -1 .
- 107.** The sine function is odd because $\sin(-\theta) = -\sin \theta$. Its graph is symmetric with respect to the origin.
- 108.** The cosine function is even because $\cos(-\theta) = \cos \theta$. Its graph is symmetric with respect to the y -axis.
- 109.** The tangent function is odd because $\tan(-\theta) = -\tan \theta$. Its graph is symmetric with respect to the origin.
- 110.** The cotangent function is odd because $\cot(-\theta) = -\cot \theta$. Its graph is symmetric with respect to the origin.
- 111.** The secant function is even because $\sec(-\theta) = \sec \theta$. Its graph is symmetric with respect to the y -axis.
- 112.** The cosecant function is odd because $\csc(-\theta) = -\csc \theta$. Its graph is symmetric with respect to the origin.
- 113. a.** $f(-a) = -f(a) = -\frac{1}{3}$
- b.** $f(a) + f(a + 2\pi) + f(a + 4\pi)$
 $= f(a) + f(a) + f(a)$
 $= \frac{1}{3} + \frac{1}{3} + \frac{1}{3} = 1$
- 114. a.** $f(-a) = f(a) = \frac{1}{4}$
- b.** $f(a) + f(a + 2\pi) + f(a - 2\pi)$
 $= f(a) + f(a) + f(a)$
 $= \frac{1}{4} + \frac{1}{4} + \frac{1}{4}$
 $= \frac{3}{4}$
- 115. a.** $f(-a) = -f(a) = -2$
- b.** $f(a) + f(a + \pi) + f(a + 2\pi)$
 $= f(a) + f(a) + f(a)$
 $= 2 + 2 + 2 = 6$
- 116. a.** $f(-a) = -f(a) = -(-3) = 3$
- b.** $f(a) + f(a + \pi) + f(a + 4\pi)$
 $= f(a) + f(a) + f(a)$
 $= -3 + (-3) + (-3)$
 $= -9$
- 117. a.** $f(-a) = f(a) = -4$
- b.** $f(a) + f(a + 2\pi) + f(a + 4\pi)$
 $= f(a) + f(a) + f(a)$
 $= -4 + (-4) + (-4)$
 $= -12$
- 118. a.** $f(-a) = -f(a) = -2$
- b.** $f(a) + f(a + 2\pi) + f(a + 4\pi)$
 $= f(a) + f(a) + f(a)$
 $= 2 + 2 + 2$
 $= 6$
- 119.** Since $\tan \theta = \frac{500}{1500} = \frac{1}{3} = \frac{y}{x}$, then
 $r^2 = x^2 + y^2 = 9 + 1 = 10$
 $r = \sqrt{10}$
 $\sin \theta = \frac{1}{\sqrt{1+9}} = \frac{1}{\sqrt{10}}$
 $T = 5 - \frac{5}{\left(3 \cdot \frac{1}{3}\right)} + \frac{5}{\left(\frac{1}{\sqrt{10}}\right)}$
 $= 5 - 5 + 5\sqrt{10}$
 $= 5\sqrt{10} \approx 15.8 \text{ minutes}$

120. a. $\tan \theta = \frac{1}{4} = \frac{y}{x}$ for $0 < \theta < \frac{\pi}{2}$.
 $r^2 = x^2 + y^2 = 16 + 1 = 17$
 $r = \sqrt{17}$
 Thus, $\sin \theta = \frac{1}{\sqrt{17}}$.
 $T(\theta) = 1 + \frac{2}{\left(3 \cdot \frac{1}{\sqrt{17}}\right)} - \frac{1}{\left(4 \cdot \frac{1}{4}\right)}$
 $= 1 + \frac{2\sqrt{17}}{3} - 1 = \frac{2\sqrt{17}}{3} \approx 2.75$ hours
- b. Since $\tan \theta = \frac{1}{4}$, $x = 4$. Sally heads directly across the sand to the bridge, crosses the bridge, and heads directly across the sand to the other house.
- c. θ must be larger than 14° , or the road will not be reached and she cannot get across the river.
121. Let $P = (x, y)$ be the point on the unit circle that corresponds to an angle t . Consider the equation $\tan t = \frac{y}{x} = a$. Then $y = ax$. Now $x^2 + y^2 = 1$, so $x^2 + a^2x^2 = 1$. Thus, $x = \pm \frac{1}{\sqrt{1+a^2}}$ and $y = \pm \frac{a}{\sqrt{1+a^2}}$. That is, for any real number a , there is a point $P = (x, y)$ on the unit circle for which $\tan t = a$. In other words, $-\infty < \tan t < \infty$, and the range of the tangent function is the set of all real numbers.
122. Let $P = (x, y)$ be the point on the unit circle that corresponds to an angle t . Consider the equation $\cot t = \frac{x}{y} = a$. Then $x = ay$. Now $x^2 + y^2 = 1$, so $a^2y^2 + y^2 = 1$. Thus, $y = \pm \frac{1}{\sqrt{1+a^2}}$ and $x = \pm \frac{a}{\sqrt{1+a^2}}$. That is, for any real number a , there is a point $P = (x, y)$ on the unit circle for which $\cot t = a$. In other words, $-\infty < \cot t < \infty$, and the range of the tangent function is the set of all real numbers.
123. Suppose there is a number p , $0 < p < 2\pi$ for which $\sin(\theta + p) = \sin \theta$ for all θ . If $\theta = 0$, then $\sin(0 + p) = \sin p = \sin 0 = 0$; so that $p = \pi$. If $\theta = \frac{\pi}{2}$ then $\sin\left(\frac{\pi}{2} + p\right) = \sin\left(\frac{\pi}{2}\right)$. But $p = \pi$. Thus, $\sin\left(\frac{3\pi}{2}\right) = -1 = \sin\left(\frac{\pi}{2}\right) = 1$, or $-1 = 1$. This is impossible. The smallest positive number p for which $\sin(\theta + p) = \sin \theta$ for all θ must then be $p = 2\pi$.
124. Suppose there is a number p , $0 < p < 2\pi$, for which $\cos(\theta + p) = \cos \theta$ for all θ . If $\theta = \frac{\pi}{2}$, then $\cos\left(\frac{\pi}{2} + p\right) = \cos\left(\frac{\pi}{2}\right) = 0$; so that $p = \pi$. If $\theta = 0$, then $\cos(0 + p) = \cos(0)$. But $p = \pi$. Thus $\cos(\pi) = -1 = \cos(0) = 1$, or $-1 = 1$. This is impossible. The smallest positive number p for which $\cos(\theta + p) = \cos \theta$ for all θ must then be $p = 2\pi$.
125. $\sec \theta = \frac{1}{\cos \theta}$: Since $\cos \theta$ has period 2π , so does $\sec \theta$.
126. $\csc \theta = \frac{1}{\sin \theta}$: Since $\sin \theta$ has period 2π , so does $\csc \theta$.
127. If $P = (a, b)$ is the point on the unit circle corresponding to θ , then $Q = (-a, -b)$ is the point on the unit circle corresponding to $\theta + \pi$. Thus, $\tan(\theta + \pi) = \frac{-b}{-a} = \frac{b}{a} = \tan \theta$. If there exists a number p , $0 < p < \pi$, for which $\tan(\theta + p) = \tan \theta$ for all θ , then if $\theta = 0$, $\tan(p) = \tan(0) = 0$. But this means that p is a multiple of π . Since no multiple of π exists in the interval $(0, \pi)$, this is impossible. Therefore, the fundamental period of $f(\theta) = \tan \theta$ is π .

Chapter 2: Trigonometric Functions

128. $\cot \theta = \frac{1}{\tan \theta}$: Since $\tan \theta$ has period π , so does $\cot \theta$.

129. Let $P = (a, b)$ be the point on the unit circle corresponding to θ . Then $\csc \theta = \frac{1}{\sin \theta} = \frac{1}{b}$

$$\sec \theta = \frac{1}{\cos \theta} = \frac{1}{a}$$

$$\cot \theta = \frac{a}{b} = \frac{1}{\left(\frac{b}{a}\right)} = \frac{1}{\tan \theta}$$

130. Let $P = (a, b)$ be the point on the unit circle corresponding to θ . Then

$$\tan \theta = \frac{b}{a} = \frac{\sin \theta}{\cos \theta}$$

$$\cot \theta = \frac{a}{b} = \frac{\cos \theta}{\sin \theta}$$

131. $(\sin \theta \cos \phi)^2 + (\sin \theta \sin \phi)^2 + \cos^2 \theta$
 $= \sin^2 \theta \cos^2 \phi + \sin^2 \theta \sin^2 \phi + \cos^2 \theta$
 $= \sin^2 \theta (\cos^2 \phi + \sin^2 \phi) + \cos^2 \theta$
 $= \sin^2 \theta + \cos^2 \theta$
 $= 1$

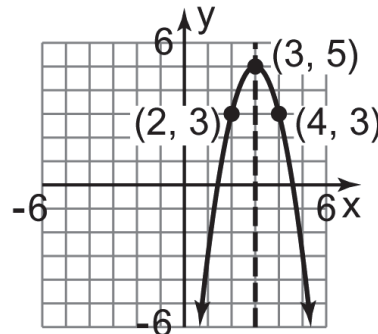
132 – 136. Answers will vary.

137. $f(-x) = \frac{(-x)^4 + 3}{(-x)^2 - 5} = \frac{x^4 + 3}{x^2 - 5} = f(x)$. Thus, $f(x)$ is even.

138. We need to use completing the square to put the function in the form $f(x) = a(x - h)^2 + k$

$$\begin{aligned} f(x) &= -2x^2 + 12x - 13 \\ &= -2(x^2 - 6x) - 13 \\ &= -2\left(x^2 - 6x + \frac{144}{4} - \frac{144}{4}\right) - 13 + 2 \cdot \frac{144}{4} \\ &= -2(x^2 - 6x + 9) - 13 + 18 \\ &= -2(x^2 - 6x + 9) + 5 \\ &= -2(x - 3)^2 + 5 \end{aligned}$$

The graph would be shifted horizontally to the right 3 units, stretched by a factor of 2, reflected about the x-axis and then shifted vertically up by 5 units. So the graph would be:



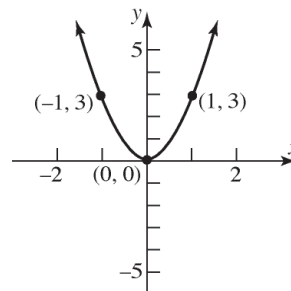
139. $f(25) = 3\sqrt{25 - 9} + 6$
 $= 3\sqrt{16} + 6 = 12 + 6 = 18$
 So the point $(25, 18)$ is on the graph.

140. $y = (0)^3 - 9(0)^2 + 3(0) - 27$
 $= -27$
 Thus the y-intercept is $(0, -27)$.

Section 2.4

1. $y = 3x^2$

Using the graph of $y = x^2$, vertically stretch the graph by a factor of 3.

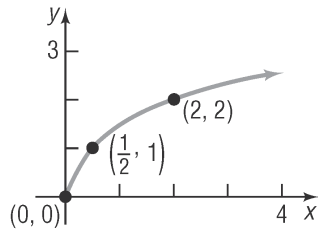


Section 2.4: Graphs of the Sine and Cosine Functions

2. $y = \sqrt{2x}$

Using the graph of $y = \sqrt{x}$, compress

horizontally by a factor of $\frac{1}{2}$.



3. $1; \frac{\pi}{2}$

4. $3; \pi$

5. $3; \frac{2\pi}{6} = \frac{\pi}{3}$

6. True

7. False; The period is $\frac{2\pi}{\pi} = 2$.

8. True

9. d

10. d

11. a. The graph of $y = \sin x$ crosses the y -axis at the point $(0, 0)$, so the y -intercept is 0.

b. The graph of $y = \sin x$ is increasing for

$$-\frac{\pi}{2} < x < \frac{\pi}{2}.$$

c. The largest value of $y = \sin x$ is 1.

d. $\sin x = 0$ when $x = 0, \pi, 2\pi$.

e. $\sin x = 1$ when $x = -\frac{3\pi}{2}, \frac{\pi}{2}$;

$\sin x = -1$ when $x = -\frac{\pi}{2}, \frac{3\pi}{2}$.

f. $\sin x = -\frac{1}{2}$ when $x = -\frac{5\pi}{6}, -\frac{\pi}{6}, \frac{7\pi}{6}, \frac{11\pi}{6}$

g. The x -intercepts of $\sin x$ are $\{x \mid x = k\pi, k \text{ an integer}\}$

12. a. The graph of $y = \cos x$ crosses the y -axis at the point $(0, 1)$, so the y -intercept is 1.

b. The graph of $y = \cos x$ is decreasing for $0 < x < \pi$.

c. The smallest value of $y = \cos x$ is -1 .

d. $\cos x = 0$ when $x = \frac{\pi}{2}, \frac{3\pi}{2}$

e. $\cos x = 1$ when $x = -2\pi, 0, 2\pi$;
 $\cos x = -1$ when $x = -\pi, \pi$.

f. $\cos x = \frac{\sqrt{3}}{2}$ when $x = -\frac{11\pi}{6}, -\frac{\pi}{6}, \frac{\pi}{6}, \frac{11\pi}{6}$

g. The x -intercepts of $\cos x$ are $\left\{x \mid x = \frac{(2k+1)\pi}{2}, k \text{ an integer}\right\}$

13. $y = 2\sin x$

This is in the form $y = A\sin(\omega x)$ where $A = 2$ and $\omega = 1$. Thus, the amplitude is $|A| = |2| = 2$ and the period is $T = \frac{2\pi}{\omega} = \frac{2\pi}{1} = 2\pi$.

14. $y = 3\cos x$

This is in the form $y = A\cos(\omega x)$ where $A = 3$ and $\omega = 1$. Thus, the amplitude is $|A| = |3| = 3$ and the period is $T = \frac{2\pi}{\omega} = \frac{2\pi}{1} = 2\pi$.

15. $y = -4\cos(2x)$

This is in the form $y = A\cos(\omega x)$ where $A = -4$ and $\omega = 2$. Thus, the amplitude is $|A| = |-4| = 4$ and the period is

$$T = \frac{2\pi}{\omega} = \frac{2\pi}{2} = \pi.$$

16. $y = -\sin\left(\frac{1}{2}x\right)$

This is in the form $y = A\sin(\omega x)$ where $A = -1$ and $\omega = \frac{1}{2}$. Thus, the amplitude is $|A| = |-1| = 1$ and the period is

$$T = \frac{2\pi}{\omega} = \frac{2\pi}{\frac{1}{2}} = 4\pi.$$

Chapter 2: Trigonometric Functions

17. $y = 6 \sin(\pi x)$

This is in the form $y = A \sin(\omega x)$ where $A = 6$ and $\omega = \pi$. Thus, the amplitude is $|A| = |6| = 6$ and the period is $T = \frac{2\pi}{\omega} = \frac{2\pi}{\pi} = 2$.

18. $y = -3 \cos(3x)$

This is in the form $y = A \cos(\omega x)$ where $A = -3$ and $\omega = 3$. Thus, the amplitude is $|A| = |-3| = 3$ and the period is $T = \frac{2\pi}{\omega} = \frac{2\pi}{3}$.

19. $y = -\frac{1}{2} \cos\left(\frac{3}{2}x\right)$

This is in the form $y = A \cos(\omega x)$ where $A = -\frac{1}{2}$ and $\omega = \frac{3}{2}$. Thus, the amplitude is $|A| = \left|-\frac{1}{2}\right| = \frac{1}{2}$ and the period is $T = \frac{2\pi}{\omega} = \frac{2\pi}{\frac{3}{2}} = \frac{4\pi}{3}$.

20. $y = \frac{4}{3} \sin\left(\frac{2}{3}x\right)$

This is in the form $y = A \sin(\omega x)$ where $A = \frac{4}{3}$ and $\omega = \frac{2}{3}$. Thus, the amplitude is $|A| = \left|\frac{4}{3}\right| = \frac{4}{3}$ and the period is $T = \frac{2\pi}{\omega} = \frac{2\pi}{\frac{2}{3}} = 3\pi$.

21. $y = \frac{5}{3} \sin\left(-\frac{2\pi}{3}x\right) = -\frac{5}{3} \sin\left(\frac{2\pi}{3}x\right)$

This is in the form $y = A \sin(\omega x)$ where $A = -\frac{5}{3}$ and $\omega = \frac{2\pi}{3}$. Thus, the amplitude is $|A| = \left|-\frac{5}{3}\right| = \frac{5}{3}$ and the period is $T = \frac{2\pi}{\omega} = \frac{2\pi}{\frac{2\pi}{3}} = 3$.

22. $y = \frac{9}{5} \cos\left(-\frac{3\pi}{2}x\right) = \frac{9}{5} \cos\left(\frac{3\pi}{2}x\right)$

This is in the form $y = A \cos(\omega x)$ where $A = \frac{9}{5}$ and $\omega = \frac{3\pi}{2}$. Thus, the amplitude is $|A| = \left|\frac{9}{5}\right| = \frac{9}{5}$ and the period is $T = \frac{2\pi}{\omega} = \frac{2\pi}{\frac{3\pi}{2}} = \frac{4}{3}$.

23. F

24. E

25. A

26. I

27. H

28. B

29. C

30. G

31. J

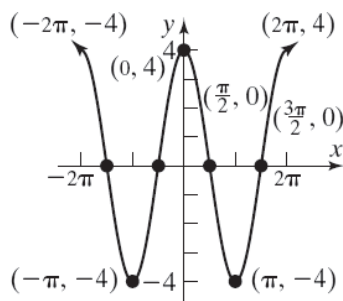
32. D

33. Comparing $y = 4 \cos x$ to $y = A \cos(\omega x)$, we find $A = 4$ and $\omega = 1$. Therefore, the amplitude is $|A| = 4$ and the period is $\frac{2\pi}{1} = 2\pi$. Because the amplitude is 4, the graph of $y = 4 \cos x$ will lie between -4 and 4 on the y -axis. Because the period is 2π , one cycle will begin at $x = 0$ and end at $x = 2\pi$. We divide the interval $[0, 2\pi]$ into four subintervals, each of length $\frac{2\pi}{4} = \frac{\pi}{2}$ by finding the following values:
 $0, \frac{\pi}{2}, \pi, \frac{3\pi}{2},$ and 2π
 These values of x determine the x -coordinates of the five key points on the graph. To obtain the y -coordinates of the five key points for $y = 4 \cos x$, we multiply the y -coordinates of the five key points for $y = \cos x$ by $A = 4$. The five key points are

Section 2.4: Graphs of the Sine and Cosine Functions

$$(0, 4), \left(\frac{\pi}{2}, 0\right), (\pi, -4), \left(\frac{3\pi}{2}, 0\right), (2\pi, 4)$$

We plot these five points and fill in the graph of the curve. We then extend the graph in either direction to obtain the graph shown below.



From the graph we can determine that the domain is all real numbers, $(-\infty, \infty)$ and the range is $[-4, 4]$.

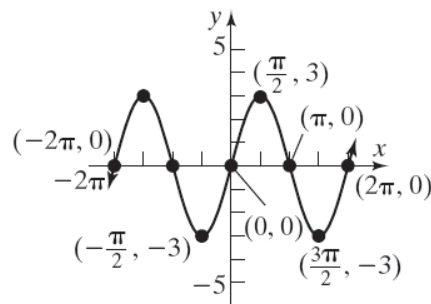
- 34.** Comparing $y = 3\sin x$ to $y = A\sin(\omega x)$, we find $A = 3$ and $\omega = 1$. Therefore, the amplitude is $|3| = 3$ and the period is $\frac{2\pi}{1} = 2\pi$. Because the amplitude is 3, the graph of $y = 3\sin x$ will lie between -3 and 3 on the y -axis. Because the period is 2π , one cycle will begin at $x = 0$ and end at $x = 2\pi$. We divide the interval $[0, 2\pi]$ into four subintervals, each of length $\frac{2\pi}{4} = \frac{\pi}{2}$ by finding the following values:

$$0, \frac{\pi}{2}, \pi, \frac{3\pi}{2}, \text{ and } 2\pi$$

These values of x determine the x -coordinates of the five key points on the graph. To obtain the y -coordinates of the five key points for $y = 3\sin x$, we multiply the y -coordinates of the five key points for $y = \sin x$ by $A = 3$. The five key points are $(0, 0)$, $\left(\frac{\pi}{2}, 3\right)$, $(\pi, 0)$, $\left(\frac{3\pi}{2}, -3\right)$, $(2\pi, 0)$

We plot these five points and fill in the graph of the curve. We then extend the graph in either

direction to obtain the graph shown below.



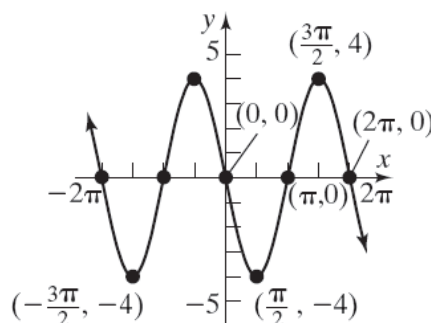
From the graph we can determine that the domain is all real numbers, $(-\infty, \infty)$ and the range is $[-3, 3]$.

- 35.** Comparing $y = -4\sin x$ to $y = A\sin(\omega x)$, we find $A = -4$ and $\omega = 1$. Therefore, the amplitude is $|-4| = 4$ and the period is $\frac{2\pi}{1} = 2\pi$. Because the amplitude is 4, the graph of $y = -4\sin x$ will lie between -4 and 4 on the y -axis. Because the period is 2π , one cycle will begin at $x = 0$ and end at $x = 2\pi$. We divide the interval $[0, 2\pi]$ into four subintervals, each of length $\frac{2\pi}{4} = \frac{\pi}{2}$ by finding the following values: $0, \frac{\pi}{2}, \pi, \frac{3\pi}{2}, 2\pi$

These values of x determine the x -coordinates of the five key points on the graph. To obtain the y -coordinates of the five key points for $y = -4\sin x$, we multiply the y -coordinates of the five key points for $y = \sin x$ by $A = -4$. The five key points are

$$(0, 0), \left(\frac{\pi}{2}, -4\right), (\pi, 0), \left(\frac{3\pi}{2}, 4\right), (2\pi, 0)$$

We plot these five points and fill in the graph of the curve. We then extend the graph in either direction to obtain the graph shown below.



Chapter 2: Trigonometric Functions

From the graph we can determine that the domain is all real numbers, $(-\infty, \infty)$ and the range is $[-4, 4]$.

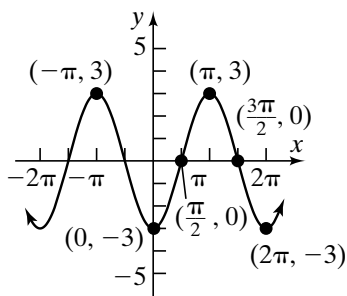
36. Comparing $y = -3\cos x$ to $y = A\cos(\omega x)$, we find $A = -3$ and $\omega = 1$. Therefore, the amplitude is $|-3| = 3$ and the period is $\frac{2\pi}{1} = 2\pi$. Because the amplitude is 3, the graph of $y = -3\cos x$ will lie between -3 and 3 on the y -axis. Because the period is 2π , one cycle will begin at $x = 0$ and end at $x = 2\pi$. We divide the interval $[0, 2\pi]$ into four subintervals, each of length $\frac{2\pi}{4} = \frac{\pi}{2}$ by finding the following values:

$$0, \frac{\pi}{2}, \pi, \frac{3\pi}{2}, \text{ and } 2\pi$$

These values of x determine the x -coordinates of the five key points on the graph. To obtain the y -coordinates of the five key points for $y = -3\cos x$, we multiply the y -coordinates of the five key points for $y = \cos x$ by $A = -3$. The five key points are

$$(0, -3), \left(\frac{\pi}{2}, 0\right), (\pi, 3), \left(\frac{3\pi}{2}, 0\right), (2\pi, -3)$$

We plot these five points and fill in the graph of the curve. We then extend the graph in either direction to obtain the graph shown below.



From the graph we can determine that the domain is all real numbers, $(-\infty, \infty)$ and the range is $[-3, 3]$.

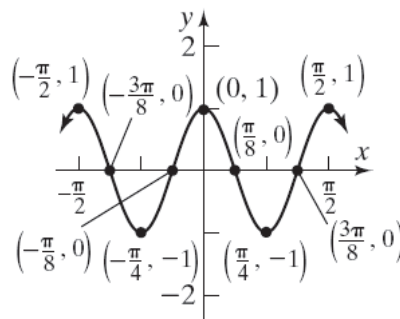
37. Comparing $y = \cos(4x)$ to $y = A\cos(\omega x)$, we find $A = 1$ and $\omega = 4$. Therefore, the amplitude is $|1| = 1$ and the period is $\frac{2\pi}{4} = \frac{\pi}{2}$. Because the amplitude is 1, the graph of $y = \cos(4x)$ will lie between -1 and 1 on the y -axis. Because the period is $\frac{\pi}{2}$, one cycle will begin at $x = 0$ and end at $x = \frac{\pi}{2}$. We divide the interval $\left[0, \frac{\pi}{2}\right]$ into four subintervals, each of length $\frac{\pi/2}{4} = \frac{\pi}{8}$ by finding the following values:

$$0, \frac{\pi}{8}, \frac{\pi}{4}, \frac{3\pi}{8}, \text{ and } \frac{\pi}{2}$$

These values of x determine the x -coordinates of the five key points on the graph. The five key points are

$$(0, 1), \left(\frac{\pi}{8}, 0\right), \left(\frac{\pi}{4}, -1\right), \left(\frac{3\pi}{8}, 0\right), \left(\frac{\pi}{2}, 1\right)$$

We plot these five points and fill in the graph of the curve. We then extend the graph in either direction to obtain the graph shown below.



From the graph we can determine that the domain is all real numbers, $(-\infty, \infty)$ and the range is $[-1, 1]$.

Section 2.4: Graphs of the Sine and Cosine Functions

- 38.** Comparing $y = \sin(3x)$ to $y = A\sin(\omega x)$, we find $A = 1$ and $\omega = 3$. Therefore, the amplitude is $|1| = 1$ and the period is $\frac{2\pi}{3}$. Because the amplitude is 1, the graph of $y = \sin(3x)$ will lie between -1 and 1 on the y -axis. Because the period is $\frac{2\pi}{3}$, one cycle will begin at $x = 0$ and end at $x = \frac{2\pi}{3}$. We divide the interval $\left[0, \frac{2\pi}{3}\right]$ into four subintervals, each of length $\frac{2\pi/3}{4} = \frac{\pi}{6}$

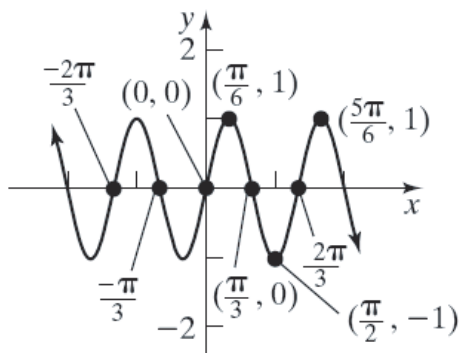
by finding the following values:

$$0, \frac{\pi}{6}, \frac{\pi}{3}, \frac{\pi}{2}, \text{ and } \frac{2\pi}{3}$$

These values of x determine the x -coordinates of the five key points on the graph. The five key points are

$$(0, 0), \left(\frac{\pi}{6}, 1\right), \left(\frac{\pi}{3}, 0\right), \left(\frac{\pi}{2}, -1\right), \left(\frac{2\pi}{3}, 0\right)$$

We plot these five points and fill in the graph of the curve. We then extend the graph in either direction to obtain the graph shown below.



From the graph we can determine that the domain is all real numbers, $(-\infty, \infty)$ and the range is $[-1, 1]$.

- 39.** Since sine is an odd function, we can plot the equivalent form $y = -\sin(2x)$. Comparing $y = -\sin(2x)$ to $y = A\sin(\omega x)$, we find $A = -1$ and $\omega = 2$. Therefore, the amplitude is $|-1| = 1$ and the period is $\frac{2\pi}{2} = \pi$. Because the amplitude is 1, the graph of $y = -\sin(2x)$ will lie between -1 and 1 on the

y -axis. Because the period is π , one cycle will begin at $x = 0$ and end at $x = \pi$. We divide the interval $[0, \pi]$ into four subintervals, each of

length $\frac{\pi}{4}$ by finding the following values:

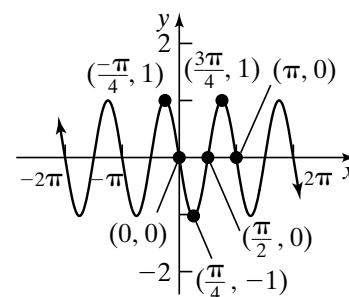
$$0, \frac{\pi}{4}, \frac{\pi}{2}, \frac{3\pi}{4}, \text{ and } \pi$$

These values of x determine the x -coordinates of the five key points on the graph. To obtain the y -coordinates of the five key points for

$y = -\sin(2x)$, we multiply the y -coordinates of the five key points for $y = \sin x$ by $A = -1$. The five key points are

$$(0, 0), \left(\frac{\pi}{4}, -1\right), \left(\frac{\pi}{2}, 0\right), \left(\frac{3\pi}{4}, 1\right), (\pi, 0)$$

We plot these five points and fill in the graph of the curve. We then extend the graph in either direction to obtain the graph shown below.



From the graph we can determine that the domain is all real numbers, $(-\infty, \infty)$ and the range is $[-1, 1]$.

- 40.** Since cosine is an even function, we can plot the equivalent form $y = \cos(2x)$.

Comparing $y = \cos(2x)$ to $y = A\cos(\omega x)$, we find $A = 1$ and $\omega = 2$. Therefore, the amplitude is $|1| = 1$ and the period is $\frac{2\pi}{2} = \pi$. Because the

amplitude is 1, the graph of $y = \cos(2x)$ will lie between -1 and 1 on the y -axis. Because the period is π , one cycle will begin at $x = 0$ and end at $x = \pi$. We divide the interval $[0, \pi]$ into

four subintervals, each of length $\frac{\pi}{4}$ by finding the following values:

$$0, \frac{\pi}{4}, \frac{\pi}{2}, \frac{3\pi}{4}, \text{ and } \pi$$

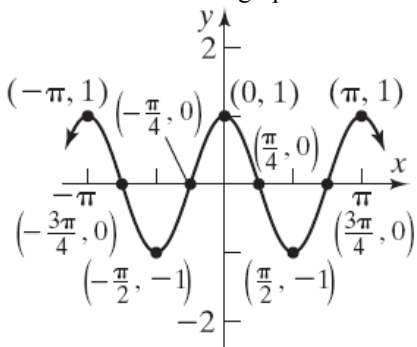
Chapter 2: Trigonometric Functions

These values of x determine the x -coordinates of the five key points on the graph. To obtain the y -coordinates of the five key points for

$y = \cos(2x)$, we multiply the y -coordinates of the five key points for $y = \cos x$ by $A = 1$. The five key points are

$$(0, 1), \left(\frac{\pi}{4}, 0\right), \left(\frac{\pi}{2}, -1\right), \left(\frac{3\pi}{4}, 0\right), (\pi, 1)$$

We plot these five points and fill in the graph of the curve. We then extend the graph in either direction to obtain the graph shown below.



From the graph we can determine that the domain is all real numbers, $(-\infty, \infty)$ and the range is $[-1, 1]$.

41. Comparing $y = 2 \sin\left(\frac{1}{2}x\right)$ to $y = A \sin(\omega x)$,

we find $A = 2$ and $\omega = \frac{1}{2}$. Therefore, the

amplitude is $|2| = 2$ and the period is $\frac{2\pi}{1/2} = 4\pi$.

Because the amplitude is 2, the graph of

$y = 2 \sin\left(\frac{1}{2}x\right)$ will lie between -2 and 2 on the

y -axis. Because the period is 4π , one cycle will begin at $x = 0$ and end at $x = 4\pi$. We divide the interval $[0, 4\pi]$ into four subintervals, each

of length $\frac{4\pi}{4} = \pi$ by finding the following

values:

$0, \pi, 2\pi, 3\pi,$ and 4π

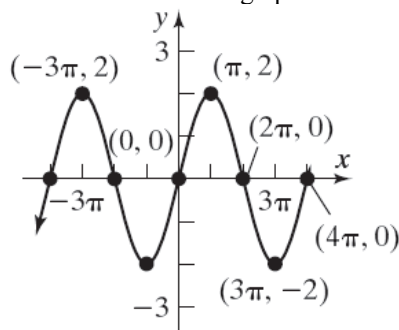
These values of x determine the x -coordinates of the five key points on the graph. To obtain the y -coordinates of the five key points for

$y = 2 \sin\left(\frac{1}{2}x\right)$, we multiply the y -coordinates of

the five key points for $y = \sin x$ by $A = 2$. The five key points are

$$(0, 0), (\pi, 2), (2\pi, 0), (3\pi, -2), (4\pi, 0)$$

We plot these five points and fill in the graph of the curve. We then extend the graph in either direction to obtain the graph shown below.



From the graph we can determine that the domain is all real numbers, $(-\infty, \infty)$ and the range is $[-2, 2]$.

42. Comparing $y = 2 \cos\left(\frac{1}{4}x\right)$ to $y = A \cos(\omega x)$,

we find $A = 2$ and $\omega = \frac{1}{4}$. Therefore, the

amplitude is $|2| = 2$ and the period is $\frac{2\pi}{1/4} = 8\pi$.

Because the amplitude is 2, the graph of

$y = 2 \cos\left(\frac{1}{4}x\right)$ will lie between -2 and 2 on

the y -axis. Because the period is 8π , one cycle will begin at $x = 0$ and end at $x = 8\pi$. We

divide the interval $[0, 8\pi]$ into four subintervals,

each of length $\frac{8\pi}{4} = 2\pi$ by finding the following

values:

$0, 2\pi, 4\pi, 6\pi,$ and 8π

These values of x determine the x -coordinates of the five key points on the graph. To obtain the y -coordinates of the five key points for

$y = 2 \cos\left(\frac{1}{4}x\right)$, we multiply the y -coordinates

of the five key points for $y = \cos x$ by

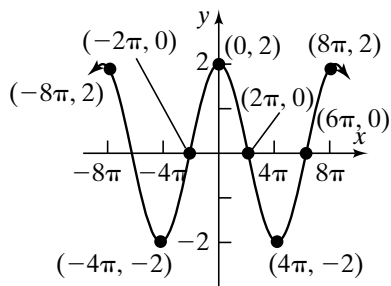
$A = 2$. The five key points are

$$(0, 2), (2\pi, 0), (4\pi, -2), (6\pi, 0), (8\pi, 2)$$

We plot these five points and fill in the graph of the curve. We then extend the graph in either

Section 2.4: Graphs of the Sine and Cosine Functions

direction to obtain the graph shown below.



From the graph we can determine that the domain is all real numbers, $(-\infty, \infty)$ and the range is $[-2, 2]$.

43. Comparing $y = -\frac{1}{2} \cos(2x)$ to $y = A \cos(\omega x)$, we find $A = -\frac{1}{2}$ and $\omega = 2$. Therefore, the amplitude is $|\frac{-1}{2}| = \frac{1}{2}$ and the period is $\frac{2\pi}{2} = \pi$.

Because the amplitude is $\frac{1}{2}$, the graph of $y = -\frac{1}{2} \cos(2x)$ will lie between $-\frac{1}{2}$ and $\frac{1}{2}$ on the y -axis. Because the period is π , one cycle will begin at $x = 0$ and end at $x = \pi$. We divide the interval $[0, \pi]$ into four subintervals, each of length $\frac{\pi}{4}$ by finding the following values:

$0, \frac{\pi}{4}, \frac{\pi}{2}, \frac{3\pi}{4},$ and π

These values of x determine the x -coordinates of the five key points on the graph. To obtain the y -coordinates of the five key points for

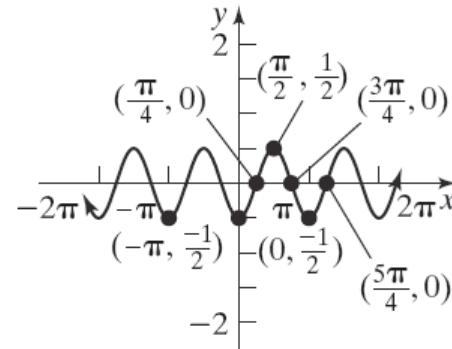
$y = -\frac{1}{2} \cos(2x)$, we multiply the y -coordinates of the five key points for $y = \cos x$ by

$A = -\frac{1}{2}$. The five key points are

$(0, -\frac{1}{2}), (\frac{\pi}{4}, 0), (\frac{\pi}{2}, \frac{1}{2}), (\frac{3\pi}{4}, 0), (\pi, -\frac{1}{2})$

We plot these five points and fill in the graph of the curve. We then extend the graph in either

direction to obtain the graph shown below.



From the graph we can determine that the domain is all real numbers, $(-\infty, \infty)$ and the range is $[-\frac{1}{2}, \frac{1}{2}]$.

44. Comparing $y = -4 \sin(\frac{1}{8}x)$ to $y = A \sin(\omega x)$,

we find $A = -4$ and $\omega = \frac{1}{8}$. Therefore, the amplitude is $|-4| = 4$ and the period is

$\frac{2\pi}{1/8} = 16\pi$. Because the amplitude is 4, the

graph of $y = -4 \sin(\frac{1}{8}x)$ will lie between -4 and 4 on the y -axis. Because the period is 16π , one cycle will begin at $x = 0$ and end at $x = 16\pi$. We divide the interval $[0, 16\pi]$ into

four subintervals, each of length $\frac{16\pi}{4} = 4\pi$ by

finding the following values:
 $0, 4\pi, 8\pi, 12\pi,$ and 16π

These values of x determine the x -coordinates of the five key points on the graph. To obtain the y -coordinates of the five key points for

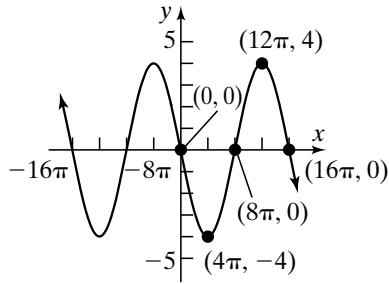
$y = -4 \sin(\frac{1}{8}x)$, we multiply the y -coordinates of the five key points for $y = \sin x$ by $A = -4$.

The five key points are $(0, 0), (4\pi, -4), (8\pi, 0), (12\pi, 4), (16\pi, 0)$

We plot these five points and fill in the graph of the curve. We then extend the graph in either

Chapter 2: Trigonometric Functions

direction to obtain the graph shown below.



From the graph we can determine that the domain is all real numbers, $(-\infty, \infty)$ and the range is $[-4, 4]$.

45. We begin by considering $y = 2 \sin x$. Comparing $y = 2 \sin x$ to $y = A \sin(\omega x)$, we find $A = 2$ and $\omega = 1$. Therefore, the amplitude is $|2| = 2$ and the period is $\frac{2\pi}{1} = 2\pi$. Because the amplitude is 2, the graph of $y = 2 \sin x$ will lie between -2 and 2 on the y -axis. Because the period is 2π , one cycle will begin at $x = 0$ and end at $x = 2\pi$. We divide the interval $[0, 2\pi]$ into four subintervals, each of length $\frac{2\pi}{4} = \frac{\pi}{2}$ by finding the following values:

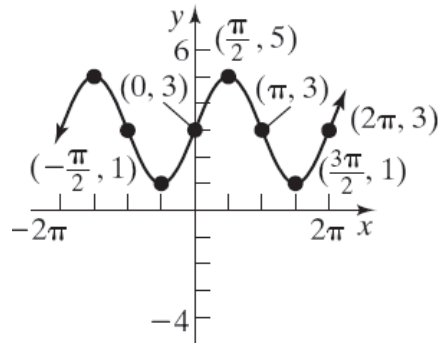
$$0, \frac{\pi}{2}, \pi, \frac{3\pi}{2}, \text{ and } 2\pi$$

These values of x determine the x -coordinates of the five key points on the graph. To obtain the y -coordinates of the five key points for $y = 2 \sin x + 3$, we multiply the y -coordinates of the five key points for $y = \sin x$ by $A = 2$ and then add 3 units. Thus, the graph of $y = 2 \sin x + 3$ will lie between 1 and 5 on the y -axis. The five key points are

$$(0, 3), \left(\frac{\pi}{2}, 5\right), (\pi, 3), \left(\frac{3\pi}{2}, 1\right), (2\pi, 3)$$

We plot these five points and fill in the graph of the curve. We then extend the graph in either

direction to obtain the graph shown below.



From the graph we can determine that the domain is all real numbers, $(-\infty, \infty)$ and the range is $[1, 5]$.

46. We begin by considering $y = 3 \cos x$. Comparing $y = 3 \cos x$ to $y = A \cos(\omega x)$, we find $A = 3$ and $\omega = 1$. Therefore, the amplitude is $|3| = 3$ and the period is $\frac{2\pi}{1} = 2\pi$. Because the amplitude is 3, the graph of $y = 3 \cos x$ will lie between -3 and 3 on the y -axis. Because the period is 2π , one cycle will begin at $x = 0$ and end at $x = 2\pi$. We divide the interval $[0, 2\pi]$ into four subintervals, each of length $\frac{2\pi}{4} = \frac{\pi}{2}$ by finding the following values:

$$0, \frac{\pi}{2}, \pi, \frac{3\pi}{2}, \text{ and } 2\pi$$

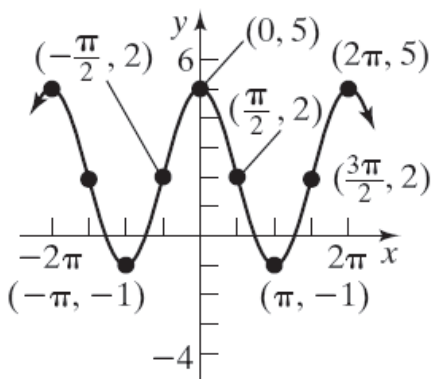
These values of x determine the x -coordinates of the five key points on the graph. To obtain the y -coordinates of the five key points for $y = 3 \cos x + 2$, we multiply the y -coordinates of the five key points for $y = \cos x$ by $A = 3$ and then add 2 units. Thus, the graph of $y = 3 \cos x + 2$ will lie between -1 and 5 on the y -axis. The five key points are

$$(0, 5), \left(\frac{\pi}{2}, 2\right), (\pi, -1), \left(\frac{3\pi}{2}, 2\right), (2\pi, 5)$$

We plot these five points and fill in the graph of the curve. We then extend the graph in either

Section 2.4: Graphs of the Sine and Cosine Functions

direction to obtain the graph shown below.



From the graph we can determine that the domain is all real numbers, $(-\infty, \infty)$ and the range is $[-1, 5]$.

47. We begin by considering $y = 5 \cos(\pi x)$.

Comparing $y = 5 \cos(\pi x)$ to $y = A \cos(\omega x)$, we find $A = 5$ and $\omega = \pi$. Therefore, the amplitude is $|5| = 5$ and the period is $\frac{2\pi}{\pi} = 2$. Because the

amplitude is 5, the graph of $y = 5 \cos(\pi x)$ will lie between -5 and 5 on the y -axis. Because the period is 2, one cycle will begin at $x = 0$ and end at $x = 2$. We divide the interval $[0, 2]$ into

four subintervals, each of length $\frac{2}{4} = \frac{1}{2}$ by

finding the following values:

$$0, \frac{1}{2}, 1, \frac{3}{2}, \text{ and } 2$$

These values of x determine the x -coordinates of the five key points on the graph. To obtain the y -coordinates of the five key points for

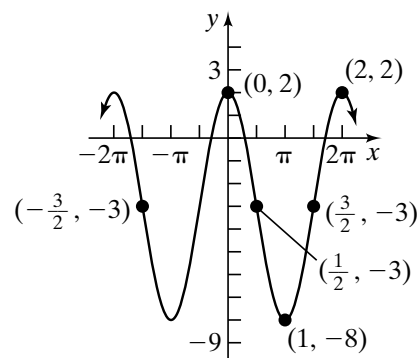
$y = 5 \cos(\pi x) - 3$, we multiply the y -coordinates of the five key points for $y = \cos x$ by $A = 5$ and then subtract 3 units. Thus, the graph of $y = 5 \cos(\pi x) - 3$ will lie between -8 and 2 on

the y -axis. The five key points are

$$(0, 2), \left(\frac{1}{2}, -3\right), (1, -8), \left(\frac{3}{2}, -3\right), (2, 2)$$

We plot these five points and fill in the graph of the curve. We then extend the graph in either

direction to obtain the graph shown below.



From the graph we can determine that the domain is all real numbers, $(-\infty, \infty)$ and the range is $[-8, 2]$.

48. We begin by considering $y = 4 \sin\left(\frac{\pi}{2}x\right)$.

Comparing $y = 4 \sin\left(\frac{\pi}{2}x\right)$ to $y = A \sin(\omega x)$,

we find $A = 4$ and $\omega = \frac{\pi}{2}$. Therefore, the

amplitude is $|4| = 4$ and the period is $\frac{2\pi}{\pi/2} = 4$.

Because the amplitude is 4, the graph of

$y = 4 \sin\left(\frac{\pi}{2}x\right)$ will lie between -4 and 4 on

the y -axis. Because the period is 4, one cycle will begin at $x = 0$ and end at $x = 4$. We divide the interval $[0, 4]$ into four subintervals, each of

length $\frac{4}{4} = 1$ by finding the following values:

$$0, 1, 2, 3, \text{ and } 4$$

These values of x determine the x -coordinates of the five key points on the graph. To obtain the y -coordinates of the five key points for

$y = 4 \sin\left(\frac{\pi}{2}x\right) - 2$, we multiply the y -

coordinates of the five key points for $y = \sin x$ by $A = 4$ and then subtract 2 units. Thus, the

graph of $y = 4 \sin\left(\frac{\pi}{2}x\right) - 2$ will lie between -6

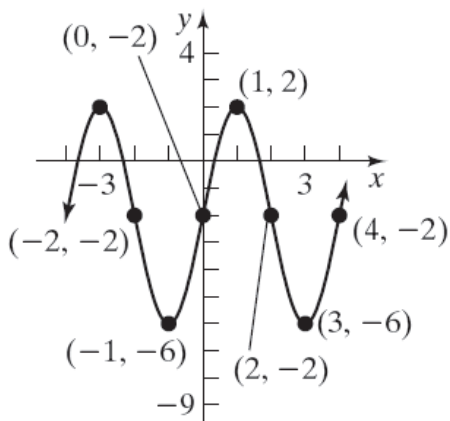
and 2 on the y -axis. The five key points are

$$(0, -2), (1, 2), (2, -2), (3, -6), (4, -2)$$

We plot these five points and fill in the graph of the curve. We then extend the graph in either

Chapter 2: Trigonometric Functions

direction to obtain the graph shown below.



From the graph we can determine that the domain is all real numbers, $(-\infty, \infty)$ and the range is $[-6, 2]$.

49. We begin by considering $y = -6\sin\left(\frac{\pi}{3}x\right)$.

Comparing $y = -6\sin\left(\frac{\pi}{3}x\right)$ to $y = A\sin(\omega x)$,

we find $A = -6$ and $\omega = \frac{\pi}{3}$. Therefore, the

amplitude is $|-6| = 6$ and the period is $\frac{2\pi}{\pi/3} = 6$.

Because the amplitude is 6, the graph of

$y = 6\sin\left(\frac{\pi}{3}x\right)$ will lie between -6 and 6 on the

y -axis. Because the period is 6, one cycle will begin at $x = 0$ and end at $x = 6$. We divide the interval $[0, 6]$ into four subintervals, each of

length $\frac{6}{4} = \frac{3}{2}$ by finding the following values:

$0, \frac{3}{2}, 3, \frac{9}{2},$ and 6

These values of x determine the x -coordinates of the five key points on the graph. To obtain the y -coordinates of the five key points for

$y = -6\sin\left(\frac{\pi}{3}x\right) + 4$, we multiply the y -

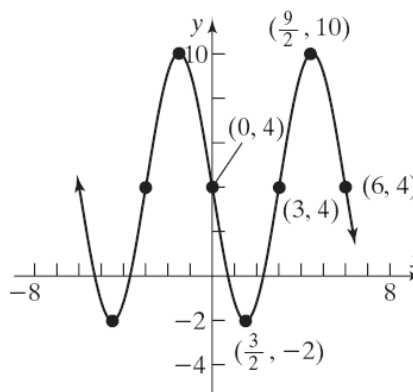
coordinates of the five key points for $y = \sin x$ by $A = -6$ and then add 4 units. Thus, the graph

of $y = -6\sin\left(\frac{\pi}{3}x\right) + 4$ will lie between -2 and

10 on the y -axis. The five key points are

$(0, 4), \left(\frac{3}{2}, -2\right), (3, 4), \left(\frac{9}{2}, 10\right), (6, 4)$

We plot these five points and fill in the graph of the curve. We then extend the graph in either direction to obtain the graph shown below.



From the graph we can determine that the domain is all real numbers, $(-\infty, \infty)$ and the range is $[-2, 10]$.

50. We begin by considering $y = -3\cos\left(\frac{\pi}{4}x\right)$.

Comparing $y = -3\cos\left(\frac{\pi}{4}x\right)$ to $y = A\cos(\omega x)$,

we find $A = -3$ and $\omega = \frac{\pi}{4}$. Therefore, the

amplitude is $|-3| = 3$ and the period is $\frac{2\pi}{\pi/4} = 8$.

Because the amplitude is 3, the graph of

$y = -3\cos\left(\frac{\pi}{4}x\right)$ will lie between -3 and 3 on

the y -axis. Because the period is 8, one cycle will begin at $x = 0$ and end at $x = 8$. We divide the interval $[0, 8]$ into four subintervals, each of

length $\frac{8}{4} = 2$ by finding the following values:

$0, 2, 4, 6,$ and 8

These values of x determine the x -coordinates of the five key points on the graph. To obtain the y -coordinates of the five key points for

$y = -3\cos\left(\frac{\pi}{4}x\right) + 2$, we multiply the y -

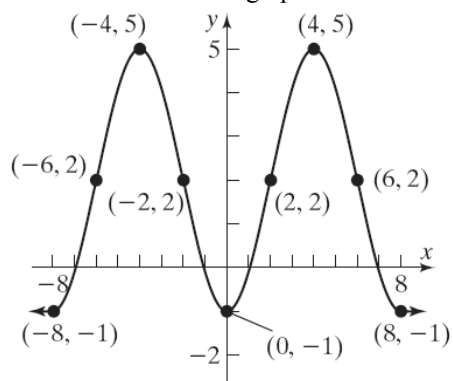
coordinates of the five key points for $y = \cos x$ by $A = -3$ and then add 2 units. Thus, the graph

Section 2.4: Graphs of the Sine and Cosine Functions

of $y = -3\cos\left(\frac{\pi}{4}x\right) + 2$ will lie between -1 and

5 on the y -axis. The five key points are $(0, -1)$, $(2, 2)$, $(4, 5)$, $(6, 2)$, $(8, -1)$

We plot these five points and fill in the graph of the curve. We then extend the graph in either direction to obtain the graph shown below.



From the graph we can determine that the domain is all real numbers, $(-\infty, \infty)$ and the range is $[-1, 5]$.

51. $y = 5 - 3\sin(2x) = -3\sin(2x) + 5$

We begin by considering $y = -3\sin(2x)$.

Comparing $y = -3\sin(2x)$ to $y = A\sin(\omega x)$,

we find $A = -3$ and $\omega = 2$. Therefore, the amplitude is $|-3| = 3$ and the period is $\frac{2\pi}{2} = \pi$.

Because the amplitude is 3, the graph of $y = -3\sin(2x)$ will lie between -3 and 3 on the y -axis. Because the period is π , one cycle will begin at $x = 0$ and end at $x = \pi$. We divide the interval $[0, \pi]$ into four subintervals, each of

length $\frac{\pi}{4}$ by finding the following values:

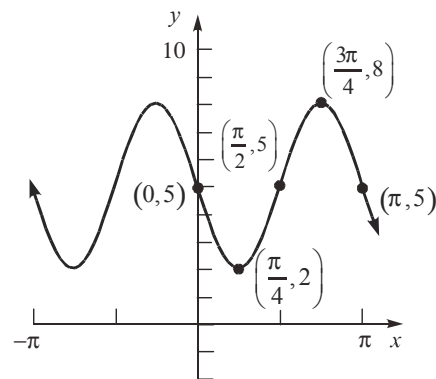
$0, \frac{\pi}{4}, \frac{\pi}{2}, \frac{3\pi}{4},$ and π

These values of x determine the x -coordinates of the five key points on the graph. To obtain the y -coordinates of the five key points for $y = -3\sin(2x) + 5$, we multiply the y -coordinates of the five key points for $y = \sin x$ by $A = -3$ and then add 5 units. Thus, the graph of $y = -3\sin(2x) + 5$ will lie between 2 and 8

on the y -axis. The five key points are

$(0, 5), \left(\frac{\pi}{4}, 2\right), \left(\frac{\pi}{2}, 5\right), \left(\frac{3\pi}{4}, 8\right), (\pi, 5)$

We plot these five points and fill in the graph of the curve. We then extend the graph in either direction to obtain the graph shown below.



From the graph we can determine that the domain is all real numbers, $(-\infty, \infty)$ and the range is $[2, 8]$.

52. $y = 2 - 4\cos(3x) = -4\cos(3x) + 2$

We begin by considering $y = -4\cos(3x)$.

Comparing $y = -4\cos(3x)$ to $y = A\cos(\omega x)$, we find $A = -4$ and $\omega = 3$. Therefore, the amplitude is $|-4| = 4$ and the period is $\frac{2\pi}{3}$.

Because the amplitude is 4, the graph of $y = -4\cos(3x)$ will lie between -4 and 4 on the y -axis. Because the period is $\frac{2\pi}{3}$, one cycle will begin at $x = 0$ and end at $x = \frac{2\pi}{3}$. We

divide the interval $\left[0, \frac{2\pi}{3}\right]$ into four

subintervals, each of length $\frac{2\pi/3}{4} = \frac{\pi}{6}$ by

finding the following values:

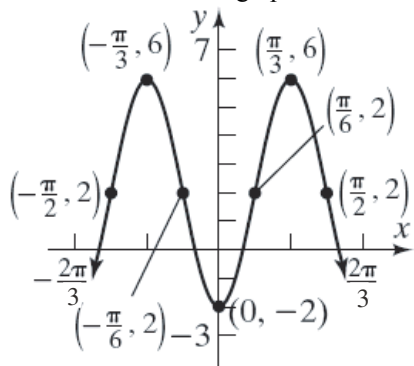
$0, \frac{\pi}{6}, \frac{\pi}{3}, \frac{\pi}{2},$ and $\frac{2\pi}{3}$

These values of x determine the x -coordinates of the five key points on the graph. To obtain the y -coordinates of the five key points for $y = -4\cos(3x) + 2$, we multiply the y -

Chapter 2: Trigonometric Functions

coordinates of the five key points for $y = \cos x$ by $A = -4$ and then adding 2 units. Thus, the graph of $y = -4 \cos(3x) + 2$ will lie between -2 and 6 on the y -axis. The five key points are $(0, -2)$, $(\frac{\pi}{6}, 2)$, $(\frac{\pi}{3}, 6)$, $(\frac{\pi}{2}, 2)$, $(\frac{2\pi}{3}, -2)$

We plot these five points and fill in the graph of the curve. We then extend the graph in either direction to obtain the graph shown below.



From the graph we can determine that the domain is all real numbers, $(-\infty, \infty)$ and the range is $[-2, 6]$.

53. Since sine is an odd function, we can plot the equivalent form $y = -\frac{5}{3} \sin\left(\frac{2\pi}{3}x\right)$.

Comparing $y = -\frac{5}{3} \sin\left(\frac{2\pi}{3}x\right)$ to

$$y = A \sin(\omega x), \text{ we find } A = -\frac{5}{3} \text{ and } \omega = \frac{2\pi}{3}.$$

Therefore, the amplitude is $\left|-\frac{5}{3}\right| = \frac{5}{3}$ and the

period is $\frac{2\pi}{2\pi/3} = 3$. Because the amplitude is

$\frac{5}{3}$, the graph of $y = -\frac{5}{3} \sin\left(\frac{2\pi}{3}x\right)$ will lie

between $-\frac{5}{3}$ and $\frac{5}{3}$ on the y -axis. Because the

period is 3, one cycle will begin at $x = 0$ and end at $x = 3$. We divide the interval $[0, 3]$ into

four subintervals, each of length $\frac{3}{4}$ by finding the following values:

$$0, \frac{3}{4}, \frac{3}{2}, \frac{9}{4}, \text{ and } 3$$

These values of x determine the x -coordinates of the five key points on the graph. To obtain the y -coordinates of the five key points for

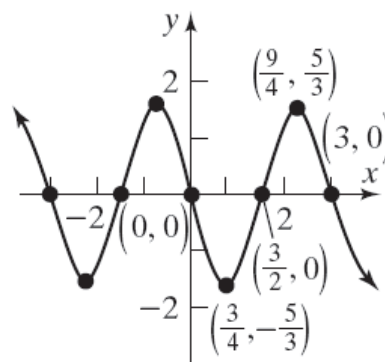
$$y = -\frac{5}{3} \sin\left(\frac{2\pi}{3}x\right), \text{ we multiply the } y\text{-}$$

coordinates of the five key points for $y = \sin x$

by $A = -\frac{5}{3}$. The five key points are

$$(0, 0), \left(\frac{3}{4}, -\frac{5}{3}\right), \left(\frac{3}{2}, 0\right), \left(\frac{9}{4}, \frac{5}{3}\right), (3, 0)$$

We plot these five points and fill in the graph of the curve. We then extend the graph in either direction to obtain the graph shown below.



From the graph we can determine that the domain is all real numbers, $(-\infty, \infty)$ and the range is $\left[-\frac{5}{3}, \frac{5}{3}\right]$.

54. Since cosine is an even function, we consider the equivalent form $y = \frac{9}{5} \cos\left(\frac{3\pi}{2}x\right)$. Comparing

$$y = \frac{9}{5} \cos\left(\frac{3\pi}{2}x\right) \text{ to } y = A \cos(\omega x), \text{ we find}$$

$$A = \frac{9}{5} \text{ and } \omega = \frac{3\pi}{2}. \text{ Therefore, the amplitude is}$$

$$\left|\frac{9}{5}\right| = \frac{9}{5} \text{ and the period is } \frac{2\pi}{3\pi/2} = \frac{4}{3}. \text{ Because}$$

the amplitude is $\frac{9}{5}$, the graph of

$$y = \frac{9}{5} \cos\left(\frac{3\pi}{2}x\right) \text{ will lie between } -\frac{9}{5} \text{ and } \frac{9}{5}$$

Section 2.4: Graphs of the Sine and Cosine Functions

on the y -axis. Because the period is $\frac{4}{3}$, one cycle will begin at $x = 0$ and end at $x = \frac{4}{3}$. We divide the interval $\left[0, \frac{4}{3}\right]$ into four subintervals, each of length $\frac{4/3}{4} = \frac{1}{3}$ by finding the following values:

$$0, \frac{1}{3}, \frac{2}{3}, 1, \text{ and } \frac{4}{3}$$

These values of x determine the x -coordinates of the five key points on the graph. To obtain the y -coordinates of the five key points for

$$y = \frac{9}{5} \cos\left(\frac{3\pi}{2}x\right),$$

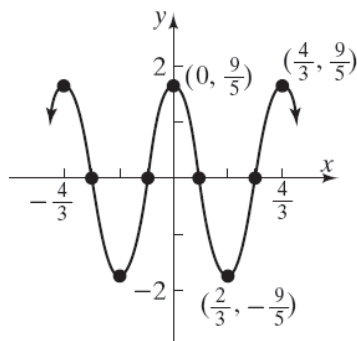
we multiply the y -coordinates of the five key points for $y = \cos x$ by $A = \frac{9}{5}$.

Thus, the graph of $y = \frac{9}{5} \cos\left(-\frac{3\pi}{2}x\right)$ will lie

between $-\frac{9}{5}$ and $\frac{9}{5}$ on the y -axis. The five key points are

$$\left(0, \frac{9}{5}\right), \left(\frac{1}{3}, 0\right), \left(\frac{2}{3}, -\frac{9}{5}\right), (1, 0), \left(\frac{4}{3}, \frac{9}{5}\right)$$

We plot these five points and fill in the graph of the curve. We then extend the graph in either direction to obtain the graph shown below.



From the graph we can determine that the domain is all real numbers, $(-\infty, \infty)$ and the

$$\text{range is } \left[-\frac{9}{5}, \frac{9}{5}\right].$$

55. We begin by considering $y = -\frac{3}{2} \cos\left(\frac{\pi}{4}x\right)$.

Comparing $y = -\frac{3}{2} \cos\left(\frac{\pi}{4}x\right)$ to

$$y = A \cos(\omega x),$$

we find $A = -\frac{3}{2}$ and $\omega = \frac{\pi}{4}$. Therefore, the amplitude is $\left|-\frac{3}{2}\right| = \frac{3}{2}$ and the

period is $\frac{2\pi}{\pi/4} = 8$. Because the amplitude is $\frac{3}{2}$,

the graph of $y = -\frac{3}{2} \cos\left(\frac{\pi}{4}x\right)$ will lie between

$-\frac{3}{2}$ and $\frac{3}{2}$ on the y -axis. Because the period is

8, one cycle will begin at $x = 0$ and end at $x = 8$. We divide the interval $[0, 8]$ into four

subintervals, each of length $\frac{8}{4} = 2$ by finding the following values: 0, 2, 4, 6, and 8

These values of x determine the x -coordinates of the five key points on the graph. To obtain the y -coordinates of the five key points for

$$y = -\frac{3}{2} \cos\left(\frac{\pi}{4}x\right) + \frac{1}{2},$$

we multiply the y -coordinates of the five key points for $y = \cos x$

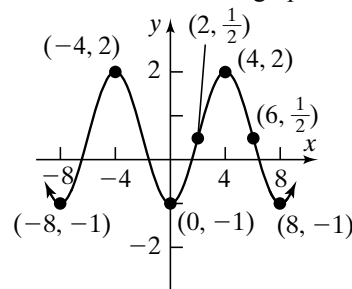
by $A = -\frac{3}{2}$ and then add $\frac{1}{2}$ unit. Thus, the

graph of $y = -\frac{3}{2} \cos\left(\frac{\pi}{4}x\right) + \frac{1}{2}$ will lie between

-1 and 2 on the y -axis. The five key points are

$$(0, -1), \left(2, \frac{1}{2}\right), (4, 2), \left(6, \frac{1}{2}\right), (8, -1)$$

We plot these five points and fill in the graph of the curve. We then extend the graph in either direction to obtain the graph shown below.



Chapter 2: Trigonometric Functions

From the graph we can determine that the domain is all real numbers, $(-\infty, \infty)$ and the range is $[-1, 2]$.

56. We begin by considering $y = -\frac{1}{2}\sin\left(\frac{\pi}{8}x\right)$.

Comparing $y = -\frac{1}{2}\sin\left(\frac{\pi}{8}x\right)$ to $y = A\sin(\omega x)$,

we find $A = -\frac{1}{2}$ and $\omega = \frac{\pi}{8}$. Therefore, the

amplitude is $\left|-\frac{1}{2}\right| = \frac{1}{2}$ and the period is

$\frac{2\pi}{\pi/8} = 16$. Because the amplitude is $\frac{1}{2}$, the

graph of $y = -\frac{1}{2}\sin\left(\frac{\pi}{8}x\right)$ will lie between $-\frac{1}{2}$

and $\frac{1}{2}$ on the y -axis. Because the period is 16, one cycle will begin at $x = 0$ and end at $x = 16$. We divide the interval $[0, 16]$ into four

subintervals, each of length $\frac{16}{4} = 4$ by finding the following values:

0, 4, 8, 12, and 16

These values of x determine the x -coordinates of the five key points on the graph. To obtain the y -coordinates of the five key points for

$y = -\frac{1}{2}\sin\left(\frac{\pi}{8}x\right) + \frac{3}{2}$, we multiply the y -

coordinates of the five key points for $y = \sin x$

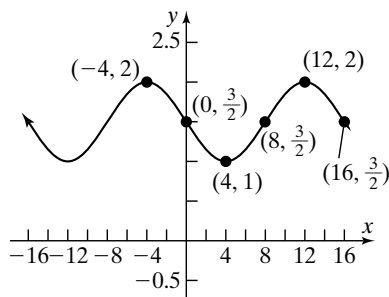
by $A = -\frac{1}{2}$ and then add $\frac{3}{2}$ units. Thus, the

graph of $y = -\frac{1}{2}\sin\left(\frac{\pi}{8}x\right) + \frac{3}{2}$ will lie between

1 and 2 on the y -axis. The five key points are

$\left(0, \frac{3}{2}\right)$, $(4, 1)$, $\left(8, \frac{3}{2}\right)$, $(12, 2)$, $\left(16, \frac{3}{2}\right)$

We plot these five points and fill in the graph of the curve. We then extend the graph in either direction to obtain the graph shown below.



From the graph we can determine that the domain is all real numbers, $(-\infty, \infty)$ and the range is $[1, 2]$.

57. $|A| = 3; T = \pi; \omega = \frac{2\pi}{T} = \frac{2\pi}{\pi} = 2$

$y = \pm 3\sin(2x)$

58. $|A| = 2; T = 4\pi; \omega = \frac{2\pi}{T} = \frac{2\pi}{4\pi} = \frac{1}{2}$

$y = \pm 2\sin\left(\frac{1}{2}x\right)$

59. $|A| = 3; T = 2; \omega = \frac{2\pi}{T} = \frac{2\pi}{2} = \pi$

$y = \pm 3\sin(\pi x)$

60. $|A| = 4; T = 1; \omega = \frac{2\pi}{T} = \frac{2\pi}{1} = 2\pi$

$y = \pm 4\sin(2\pi x)$

61. The graph is a cosine graph with amplitude 5 and period 8.

Find ω : $8 = \frac{2\pi}{\omega}$

$8\omega = 2\pi$

$\omega = \frac{2\pi}{8} = \frac{\pi}{4}$

The equation is: $y = 5\cos\left(\frac{\pi}{4}x\right)$.

62. The graph is a sine graph with amplitude 4 and period 8π .

Section 2.4: Graphs of the Sine and Cosine Functions

Find ω : $8\pi = \frac{2\pi}{\omega}$

$$8\pi\omega = 2\pi$$

$$\omega = \frac{2\pi}{8\pi} = \frac{1}{4}$$

The equation is: $y = 4\sin\left(\frac{1}{4}x\right)$.

- 63.** The graph is a reflected cosine graph with amplitude 3 and period 4π .

Find ω : $4\pi = \frac{2\pi}{\omega}$

$$4\pi\omega = 2\pi$$

$$\omega = \frac{2\pi}{4\pi} = \frac{1}{2}$$

The equation is: $y = -3\cos\left(\frac{1}{2}x\right)$.

- 64.** The graph is a reflected sine graph with amplitude 2 and period 4.

Find ω : $4 = \frac{2\pi}{\omega}$

$$4\omega = 2\pi$$

$$\omega = \frac{2\pi}{4} = \frac{\pi}{2}$$

The equation is: $y = -2\sin\left(\frac{\pi}{2}x\right)$.

- 65.** The graph is a sine graph with amplitude $\frac{3}{4}$ and period 1.

Find ω : $1 = \frac{2\pi}{\omega}$

$$\omega = 2\pi$$

The equation is: $y = \frac{3}{4}\sin(2\pi x)$.

- 66.** The graph is a reflected cosine graph with amplitude $\frac{5}{2}$ and period 2.

Find ω : $2 = \frac{2\pi}{\omega}$

$$2\omega = 2\pi$$

$$\omega = \frac{2\pi}{2} = \pi$$

The equation is: $y = -\frac{5}{2}\cos(\pi x)$.

- 67.** The graph is a reflected sine graph with amplitude 1 and period $\frac{4\pi}{3}$.

Find ω : $\frac{4\pi}{3} = \frac{2\pi}{\omega}$

$$4\pi\omega = 6\pi$$

$$\omega = \frac{6\pi}{4\pi} = \frac{3}{2}$$

The equation is: $y = -\sin\left(\frac{3}{2}x\right)$.

- 68.** The graph is a reflected cosine graph with amplitude π and period 2π .

Find ω : $2\pi = \frac{2\pi}{\omega}$

$$2\pi\omega = 2\pi$$

$$\omega = \frac{2\pi}{2\pi} = 1$$

The equation is: $y = -\pi\cos x$.

- 69.** The graph is a reflected cosine graph, shifted up 1 unit, with amplitude 1 and period $\frac{3}{2}$.

Find ω : $\frac{3}{2} = \frac{2\pi}{\omega}$

$$3\omega = 4\pi$$

$$\omega = \frac{4\pi}{3}$$

The equation is: $y = -\cos\left(\frac{4\pi}{3}x\right) + 1$.

- 70.** The graph is a reflected sine graph, shifted down 1 unit, with amplitude $\frac{1}{2}$ and period $\frac{4\pi}{3}$.

Find ω : $\frac{4\pi}{3} = \frac{2\pi}{\omega}$

$$4\pi\omega = 6\pi$$

$$\omega = \frac{6\pi}{4\pi} = \frac{3}{2}$$

The equation is: $y = -\frac{1}{2}\sin\left(\frac{3}{2}x\right) - 1$.

Chapter 2: Trigonometric Functions

71. The graph is a sine graph with amplitude 3 and period 4.

$$\begin{aligned} \text{Find } \omega: \quad 4 &= \frac{2\pi}{\omega} \\ 4\omega &= 2\pi \\ \omega &= \frac{2\pi}{4} = \frac{\pi}{2} \end{aligned}$$

The equation is: $y = 3\sin\left(\frac{\pi}{2}x\right)$.

72. The graph is a reflected cosine graph with amplitude 2 and period 2.

$$\begin{aligned} \text{Find } \omega: \quad 2 &= \frac{2\pi}{\omega} \\ 2\omega &= 2\pi \\ \omega &= \frac{2\pi}{2} = \pi \end{aligned}$$

The equation is: $y = -2\cos(\pi x)$.

73. The graph is a reflected cosine graph with amplitude 4 and period $\frac{2\pi}{3}$.

$$\begin{aligned} \text{Find } \omega: \quad \frac{2\pi}{3} &= \frac{2\pi}{\omega} \\ 2\pi\omega &= 6\pi \\ \omega &= \frac{6\pi}{2\pi} = 3 \end{aligned}$$

The equation is: $y = -4\cos(3x)$.

74. The graph is a sine graph with amplitude 4 and period π .

$$\begin{aligned} \text{Find } \omega: \quad \pi &= \frac{2\pi}{\omega} \\ \pi\omega &= 2\pi \\ \omega &= \frac{2\pi}{\pi} = 2 \end{aligned}$$

The equation is: $y = 4\sin(2x)$.

$$\begin{aligned} 75. \quad \frac{f(\pi/2) - f(0)}{\pi/2 - 0} &= \frac{\sin(\pi/2) - \sin(0)}{\pi/2} \\ &= \frac{1 - 0}{\pi/2} = \frac{2}{\pi} \end{aligned}$$

The average rate of change is $\frac{2}{\pi}$.

$$\begin{aligned} 76. \quad \frac{f(\pi/2) - f(0)}{\pi/2 - 0} &= \frac{\cos(\pi/2) - \cos(0)}{\pi/2} \\ &= \frac{0 - 1}{\pi/2} = -\frac{2}{\pi} \end{aligned}$$

The average rate of change is $-\frac{2}{\pi}$.

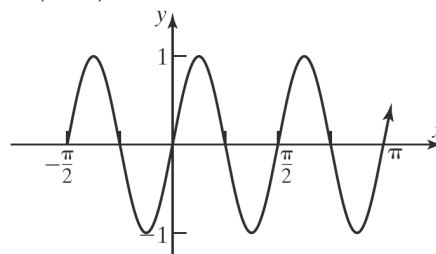
$$\begin{aligned} 77. \quad \frac{f(\pi/2) - f(0)}{\pi/2 - 0} &= \frac{\sin\left(\frac{1}{2} \cdot \frac{\pi}{2}\right) - \sin\left(\frac{1}{2} \cdot 0\right)}{\pi/2} \\ &= \frac{\sin(\pi/4) - \sin(0)}{\pi/2} \\ &= \frac{\frac{\sqrt{2}}{2}}{\pi/2} = \frac{\sqrt{2}}{2} \cdot \frac{2}{\pi} = \frac{\sqrt{2}}{\pi} \end{aligned}$$

The average rate of change is $\frac{\sqrt{2}}{\pi}$.

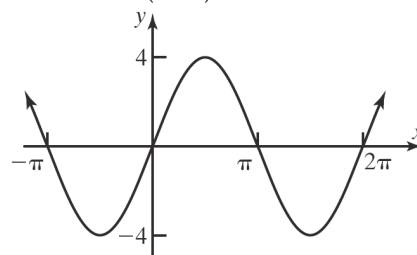
$$\begin{aligned} 78. \quad \frac{f(\pi/2) - f(0)}{\pi/2 - 0} &= \frac{\cos\left(2 \cdot \frac{\pi}{2}\right) - \cos(2 \cdot 0)}{\pi/2} \\ &= \frac{\cos(\pi) - \cos(0)}{\pi/2} = \frac{-1 - 1}{\pi/2} \\ &= -2 \cdot \frac{2}{\pi} = -\frac{4}{\pi} \end{aligned}$$

The average rate of change is $-\frac{4}{\pi}$.

79. $f(g(x)) = \sin(4x)$

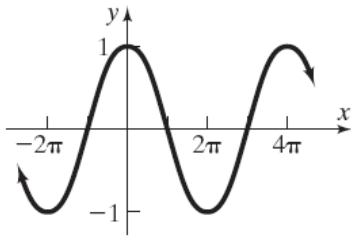


$$g(f(x)) = 4(\sin x) = 4\sin x$$

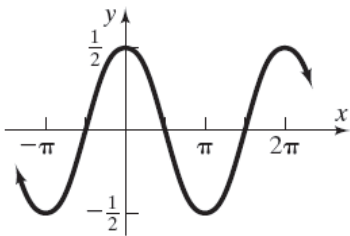


Section 2.4: Graphs of the Sine and Cosine Functions

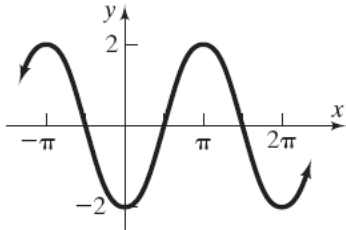
80. $f(g(x)) = \cos \frac{1}{2}x$



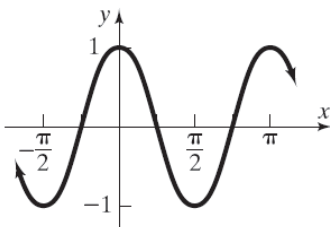
$g(f(x)) = \frac{1}{2}(\cos x) = \frac{1}{2}\cos x$



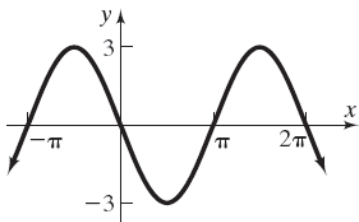
81. $f(g(x)) = -2(\cos x) = -2\cos x$



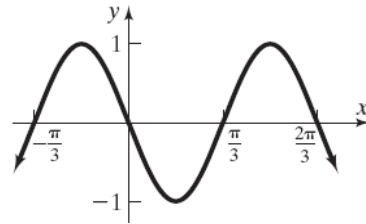
$g(f(x)) = \cos(-2x)$



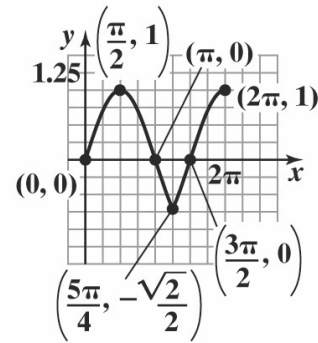
82. $f(g(x)) = -3(\sin x) = -3\sin x$



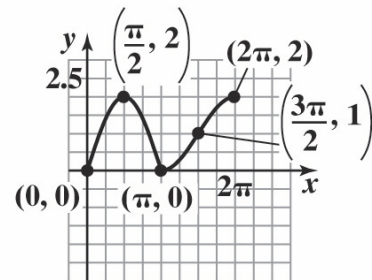
$g(f(x)) = \sin(-3x)$



83.



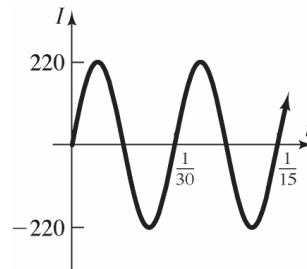
84.



85. $I(t) = 220 \sin(60\pi t)$, $t \geq 0$

Period: $T = \frac{2\pi}{\omega} = \frac{2\pi}{60\pi} = \frac{1}{30}$ second

Amplitude: $|A| = |220| = 220$ amperes

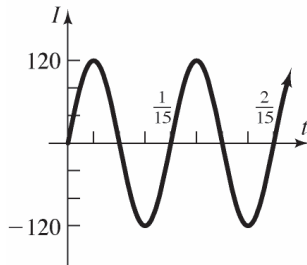


Chapter 2: Trigonometric Functions

86. $I(t) = 120 \sin(30\pi t), t \geq 0$

Period: $T = \frac{2\pi}{\omega} = \frac{2\pi}{30\pi} = \frac{1}{15}$ second

Amplitude: $|A| = |120| = 120$ amperes

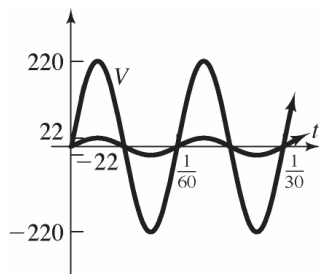


87. $V(t) = 220 \sin(120\pi t)$

a. Amplitude: $|A| = |220| = 220$ volts

Period: $T = \frac{2\pi}{\omega} = \frac{2\pi}{120\pi} = \frac{1}{60}$ second

b, e.



c. $V = IR$

$220 \sin(120\pi t) = 10I$

$22 \sin(120\pi t) = I$

$I(t) = 22 \sin(120\pi t)$

d. Amplitude: $|A| = |22| = 22$ amperes

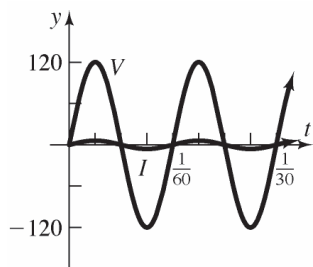
Period: $T = \frac{2\pi}{\omega} = \frac{2\pi}{120\pi} = \frac{1}{60}$ second

88. $V(t) = 120 \sin(120\pi t)$

a. Amplitude: $|A| = |120| = 120$ volts

Period: $T = \frac{2\pi}{\omega} = \frac{2\pi}{120\pi} = \frac{1}{60}$ second

b, e.



c. $V = IR$

$120 \sin(120\pi t) = 20I$

$6 \sin(120\pi t) = I$

$I(t) = 6 \sin(120\pi t)$

d. Amplitude: $|A| = |6| = 6$ amperes

Period: $T = \frac{2\pi}{\omega} = \frac{2\pi}{120\pi} = \frac{1}{60}$ second

89. a.
$$P(t) = \frac{[V(t)]^2}{R}$$

$$= \frac{[V_0 \sin(2\pi ft)]^2}{R}$$

$$= \frac{V_0^2 \sin^2(2\pi ft)}{R}$$

$$= \frac{V_0^2}{R} \sin^2(2\pi ft)$$

b. The graph is the reflected cosine graph translated up a distance equivalent to the amplitude. The period is $\frac{1}{2f}$, so $\omega = 4\pi f$.

The amplitude is $\frac{1}{2} \cdot \frac{V_0^2}{R} = \frac{V_0^2}{2R}$.

The equation is:

$$P(t) = -\frac{V_0^2}{2R} \cos(4\pi ft) + \frac{V_0^2}{2R}$$

$$= \frac{V_0^2}{2R} [1 - \cos(4\pi ft)]$$

c. Comparing the formulas:

$$\sin^2(2\pi ft) = \frac{1}{2}(1 - \cos(4\pi ft))$$

90. a. Since the tunnel is in the shape of one-half a sine cycle, the width of the tunnel at its base is one-half the period. Thus,

$$T = \frac{2\pi}{\omega} = 2(28) = 56 \text{ or } \omega = \frac{\pi}{28}$$

The tunnel has a maximum height of 15 feet so we have $A = 15$. Using the form

$y = A \sin(\omega x)$, the equation for the sine curve that fits the opening is

$$y = 15 \sin\left(\frac{\pi x}{28}\right)$$

b. Since the shoulders are 7 feet wide and the road is 14 feet wide, the edges of the road correspond to $x = 7$ and $x = 21$.

Section 2.4: Graphs of the Sine and Cosine Functions

$$15 \sin\left(\frac{7\pi}{28}\right) = 15 \sin\left(\frac{\pi}{4}\right) = \frac{15\sqrt{2}}{2} \approx 10.6$$

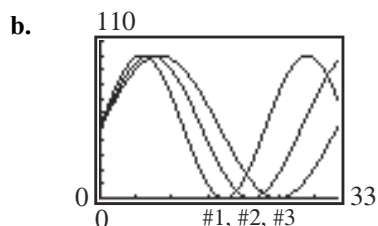
$$15 \sin\left(\frac{21\pi}{28}\right) = 15 \sin\left(\frac{3\pi}{4}\right) = \frac{15\sqrt{2}}{2} \approx 10.6$$

The tunnel is approximately 10.6 feet high at the edge of the road.

91. a. Physical potential: $\omega = \frac{2\pi}{23}$;

Emotional potential: $\omega = \frac{2\pi}{28} = \frac{\pi}{14}$;

Intellectual potential: $\omega = \frac{2\pi}{33}$

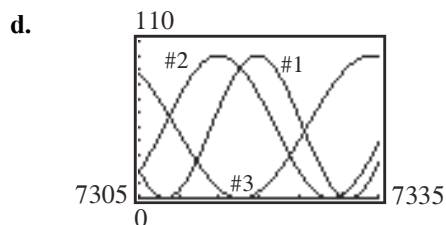


#1: $P(t) = 50 \sin\left(\frac{2\pi}{23}t\right) + 50$

#2: $P(t) = 50 \sin\left(\frac{\pi}{14}t\right) + 50$

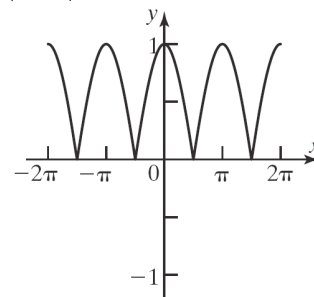
#3: $P(t) = 50 \sin\left(\frac{2\pi}{33}t\right) + 50$

c. No.

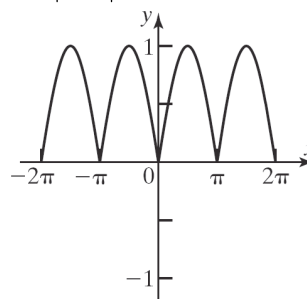


Physical potential peaks at 15 days after the 20th birthday, with minimums at the 3rd and 26th days. Emotional potential is 50% at the 17th day, with a maximum at the 10th day and a minimum at the 24th day. Intellectual potential starts fairly high, drops to a minimum at the 13th day, and rises to a maximum at the 29th day.

92. $y = |\cos x|, -2\pi \leq x \leq 2\pi$



93. $y = |\sin x|, -2\pi \leq x \leq 2\pi$



94. Answers may vary.

$$\left(-\frac{7\pi}{6}, \frac{1}{2}\right), \left(\frac{\pi}{6}, \frac{1}{2}\right), \left(\frac{5\pi}{6}, \frac{1}{2}\right), \left(\frac{13\pi}{6}, \frac{1}{2}\right)$$

95. Answers may vary.

$$\left(-\frac{5\pi}{3}, \frac{1}{2}\right), \left(-\frac{\pi}{3}, \frac{1}{2}\right), \left(\frac{\pi}{3}, \frac{1}{2}\right), \left(\frac{5\pi}{3}, \frac{1}{2}\right)$$

96. $2 \sin x = -2$

$$\sin x = -1$$

Answers may vary.

$$\left(-\frac{\pi}{2}, -2\right), \left(\frac{3\pi}{2}, -2\right), \left(\frac{7\pi}{2}, -2\right), \left(\frac{11\pi}{2}, -2\right)$$

97. Answers may vary.

$$\left(-\frac{3\pi}{4}, 1\right), \left(\frac{\pi}{4}, 1\right), \left(\frac{5\pi}{4}, 1\right), \left(\frac{9\pi}{4}, 1\right)$$

98 – 102. Answers will vary.

Chapter 2: Trigonometric Functions

103.
$$\frac{f(x+h) - f(x)}{h}$$

$$= \frac{(x+h)^2 - 5(x+h) + 1 - (x^2 - 5x + 1)}{h}$$

$$= \frac{(x^2 + 2xh + h^2) - (5x + 5h) + 1 - x^2 + 5x - 1}{h}$$

$$= \frac{x^2 + 2xh + h^2 - 5x - 5h + 1 - x^2 + 5x - 1}{h}$$

$$= \frac{2xh + h^2 - 5h}{h} = \frac{h(2x + h - 5)}{h} = 2x + h - 5$$

104.
$$-\frac{11\pi}{4} \equiv \frac{5\pi}{4}$$

$$\sin \frac{5\pi}{4} = -\frac{\sqrt{2}}{2}$$

105. The y-intercept is:

$$y = 3|0+2| - 1$$

$$y = 6 - 1 = 5$$

(0, 5)

The x-intercepts are:

$$0 = 3|x+2| - 1$$

$$1 = 3|x+2| \rightarrow \frac{1}{3} = |x+2|$$

$$\frac{1}{3} = x+2 \text{ or } -\frac{1}{3} = x+2$$

$$x = -\frac{5}{3} \text{ or } x = -\frac{7}{3}$$

$$-\frac{5}{3}, 0, -\frac{7}{3}, 0$$

106.
$$40 \frac{\pi}{180} = \frac{2\pi}{9}$$

$$A = \frac{1}{2} r^2 \theta$$

$$= \frac{1}{2} (5)^2 \frac{2\pi}{9}$$

$$= \frac{25\pi}{9} \text{ sq. units}$$

Section 2.5

1. $x = 4$
2. True

3. origin; $x =$ odd multiples of $\frac{\pi}{2}$

4. y-axis; $x =$ odd multiples of $\frac{\pi}{2}$

5. b

6. True

7. The y-intercept of $y = \tan x$ is 0.

8. $y = \cot x$ has no y-intercept.

9. The y-intercept of $y = \sec x$ is 1.

10. $y = \csc x$ has no y-intercept.

11. $\sec x = 1$ when $x = -2\pi, 0, 2\pi$;
 $\sec x = -1$ when $x = -\pi, \pi$

12. $\csc x = 1$ when $x = -\frac{3\pi}{2}, \frac{\pi}{2}$;
 $\csc x = -1$ when $x = -\frac{\pi}{2}, \frac{3\pi}{2}$

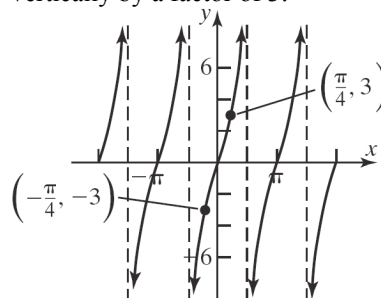
13. $y = \sec x$ has vertical asymptotes when
 $x = -\frac{3\pi}{2}, -\frac{\pi}{2}, \frac{\pi}{2}, \frac{3\pi}{2}$.

14. $y = \csc x$ has vertical asymptotes when
 $x = -2\pi, -\pi, 0, \pi, 2\pi$.

15. $y = \tan x$ has vertical asymptotes when
 $x = -\frac{3\pi}{2}, -\frac{\pi}{2}, \frac{\pi}{2}, \frac{3\pi}{2}$.

16. $y = \cot x$ has vertical asymptotes when
 $x = -2\pi, -\pi, 0, \pi, 2\pi$.

17. $y = 3 \tan x$; The graph of $y = \tan x$ is stretched vertically by a factor of 3.

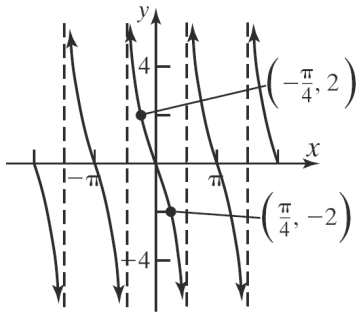


Section 2.5: Graphs of the Tangent, Cotangent, Cosecant, and Secant Functions

The domain is $\left\{x \mid x \neq \frac{k\pi}{2}, k \text{ is an odd integer}\right\}$.

The range is the set of all real number or $(-\infty, \infty)$.

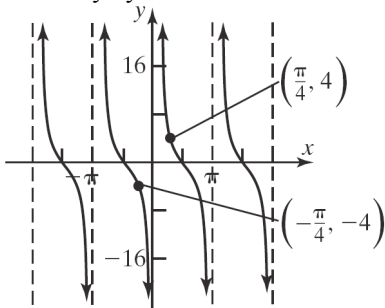
18. $y = -2 \tan x$; The graph of $y = \tan x$ is stretched vertically by a factor of 2 and reflected about the x -axis.



The domain is $\left\{x \mid x \neq \frac{k\pi}{2}, k \text{ is an odd integer}\right\}$.

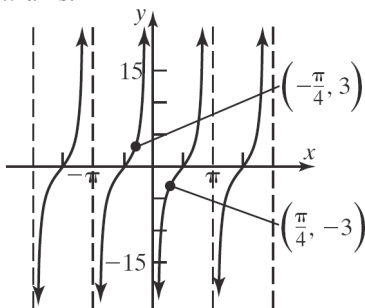
The range is the set of all real number or $(-\infty, \infty)$.

19. $y = 4 \cot x$; The graph of $y = \cot x$ is stretched vertically by a factor of 4.



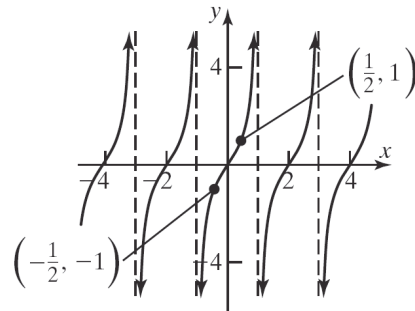
The domain is $\{x \mid x \neq k\pi, k \text{ is an integer}\}$. The range is the set of all real number or $(-\infty, \infty)$.

20. $y = -3 \cot x$; The graph of $y = \cot x$ is stretched vertically by a factor of 3 and reflected about the x -axis.



The domain is $\{x \mid x \neq k\pi, k \text{ is an integer}\}$. The range is the set of all real number or $(-\infty, \infty)$.

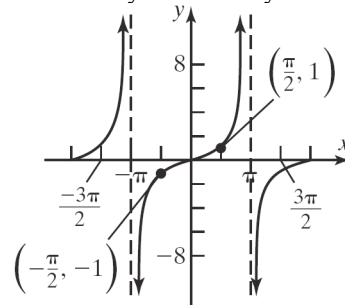
21. $y = \tan\left(\frac{\pi}{2}x\right)$; The graph of $y = \tan x$ is horizontally compressed by a factor of $\frac{2}{\pi}$.



The domain is $\{x \mid x \text{ does not equal an odd integer}\}$.

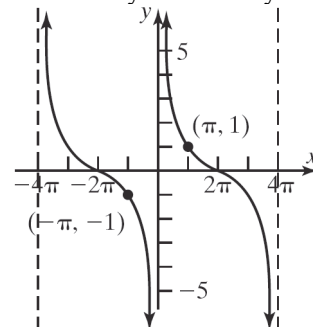
The range is the set of all real number or $(-\infty, \infty)$.

22. $y = \tan\left(\frac{1}{2}x\right)$; The graph of $y = \tan x$ is horizontally stretched by a factor of 2.



The domain is $\{x \mid x \neq k\pi, k \text{ is an integer}\}$. The range is the set of all real number or $(-\infty, \infty)$.

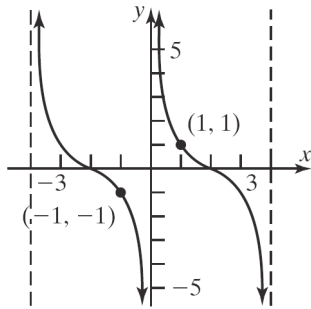
23. $y = \cot\left(\frac{1}{4}x\right)$; The graph of $y = \cot x$ is horizontally stretched by a factor of 4.



Chapter 2: Trigonometric Functions

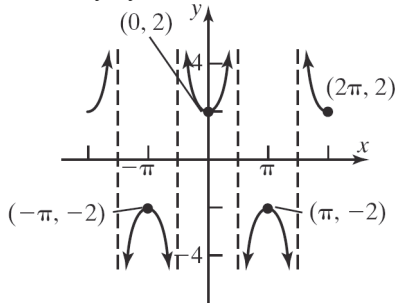
The domain is $\{x|x \neq 4k\pi, k \text{ is an integer}\}$. The range is the set of all real number or $(-\infty, \infty)$.

24. $y = \cot\left(\frac{\pi}{4}x\right)$; The graph of $y = \cot x$ is horizontally stretched by a factor of $\frac{4}{\pi}$.



The domain is $\{x|x \neq 4k, k \text{ is an integer}\}$. The range is the set of all real number or $(-\infty, \infty)$.

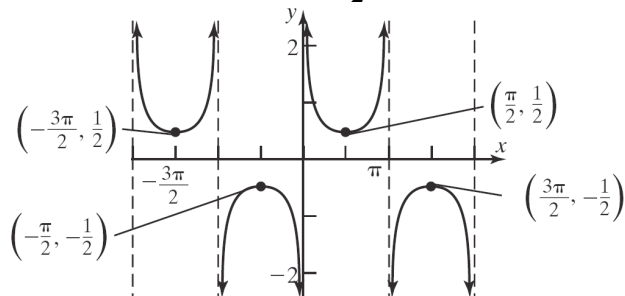
25. $y = 2 \sec x$; The graph of $y = \sec x$ is stretched vertically by a factor of 2.



The domain is $\left\{x \mid x \neq \frac{k\pi}{2}, k \text{ is an odd integer}\right\}$.

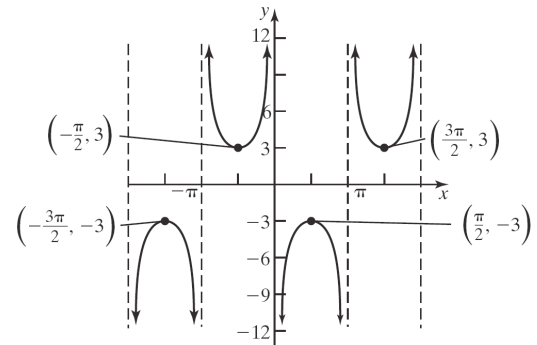
The range is $\{y|y \leq -2 \text{ or } y \geq 2\}$.

26. $y = \frac{1}{2} \csc x$; The graph of $y = \csc x$ is vertically compressed by a factor of $\frac{1}{2}$.



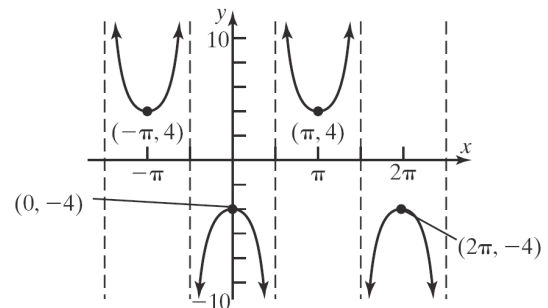
The domain is $\{x|x \neq k\pi, k \text{ is an integer}\}$. The range is $\left\{y \mid y \leq -\frac{1}{2} \text{ or } y \geq \frac{1}{2}\right\}$.

27. $y = -3 \csc x$; The graph of $y = \csc x$ is vertically stretched by a factor of 3 and reflected about the x -axis.



The domain is $\{x|x \neq k\pi, k \text{ is an integer}\}$. The range is $\{y|y \leq -3 \text{ or } y \geq 3\}$.

28. $y = -4 \sec x$; The graph of $y = \sec x$ is vertically stretched by a factor of 4 and reflected about the x -axis.



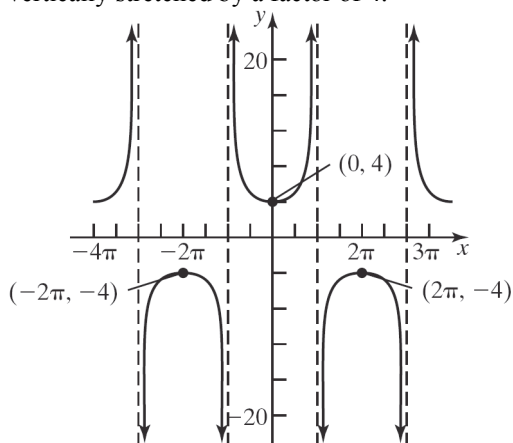
The domain is $\left\{x \mid x \neq \frac{k\pi}{2}, k \text{ is an odd integer}\right\}$.

The range is $\{y|y \leq -4 \text{ or } y \geq 4\}$.

29. $y = 4 \sec\left(\frac{1}{2}x\right)$; The graph of $y = \sec x$ is horizontally stretched by a factor of 2 and

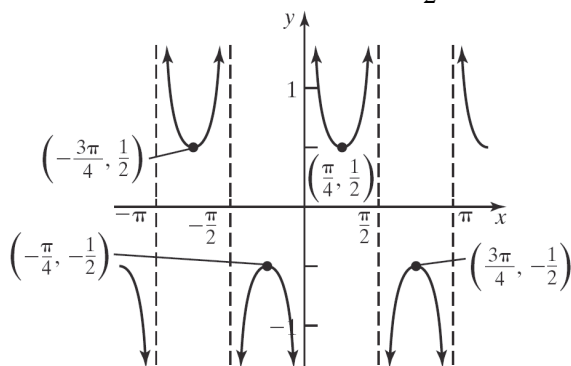
Section 2.5: Graphs of the Tangent, Cotangent, Cosecant, and Secant Functions

vertically stretched by a factor of 4.



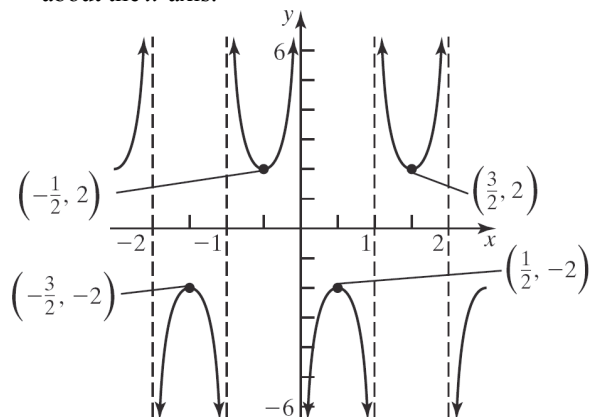
The domain is $\{x | x \neq k\pi, k \text{ is an odd integer}\}$.
The range is $\{y | y \leq -4 \text{ or } y \geq 4\}$.

30. $y = \frac{1}{2} \csc(2x)$; The graph of $y = \csc x$ is horizontally compressed by a factor of $\frac{1}{2}$ and vertically compressed by a factor of $\frac{1}{2}$.



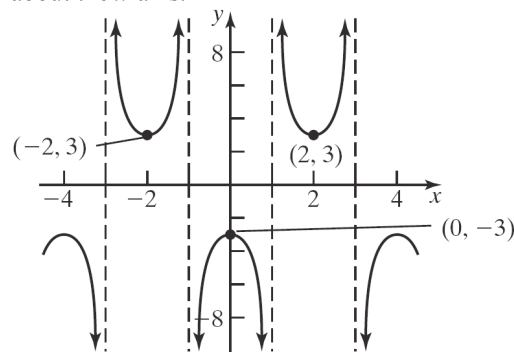
The domain is $\{x | x \neq \frac{k\pi}{2}, k \text{ is an integer}\}$. The range is $\{y | y \leq -\frac{1}{2} \text{ or } y \geq \frac{1}{2}\}$.

31. $y = -2 \csc(\pi x)$; The graph of $y = \csc x$ is horizontally compressed by a factor of $\frac{1}{\pi}$, vertically stretched by a factor of 2, and reflected about the x-axis.



The domain is $\{x | x \text{ does not equal an integer}\}$.
The range is $\{y | y \leq -2 \text{ or } y \geq 2\}$.

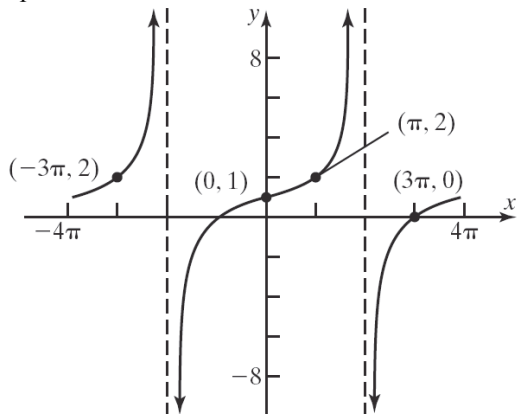
32. $y = -3 \sec\left(\frac{\pi}{2}x\right)$; The graph of $y = \sec x$ is horizontally compressed by a factor of $\frac{2}{\pi}$, vertically stretched by a factor of 3, and reflected about the x-axis.



The domain is $\{x | x \text{ does not equal an odd integer}\}$.
The range is $\{y | y \leq -3 \text{ or } y \geq 3\}$.

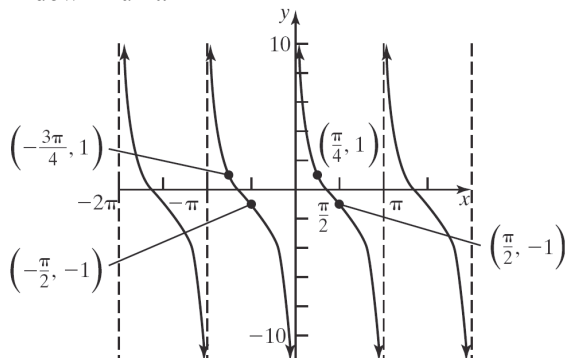
Chapter 2: Trigonometric Functions

33. $y = \tan\left(\frac{1}{4}x\right) + 1$; The graph of $y = \tan x$ is horizontally stretched by a factor of 4 and shifted up 1 unit.



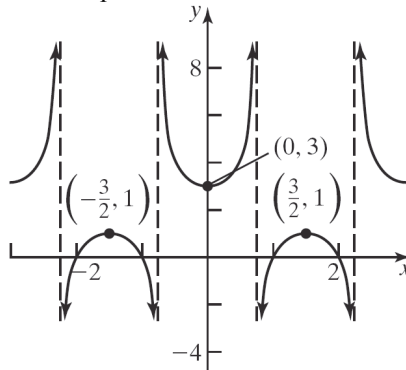
The domain is $\{x \mid x \neq 2k\pi, k \text{ is an odd integer}\}$.
The range is the set of all real number or $(-\infty, \infty)$.

34. $y = 2 \cot x - 1$; The graph of $y = \cot x$ is vertically stretched by a factor of 2 and shifted down 1 unit.



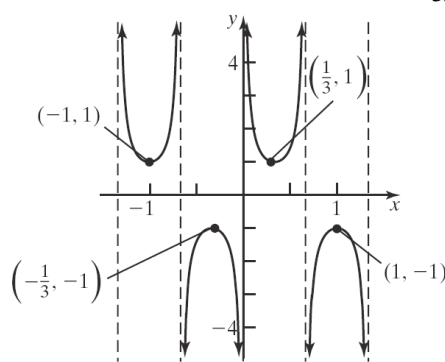
The domain is $\{x \mid x \neq k\pi, k \text{ is an integer}\}$. The range is the set of all real number or $(-\infty, \infty)$.

35. $y = \sec\left(\frac{2\pi}{3}x\right) + 2$; The graph of $y = \sec x$ is horizontally compressed by a factor of $\frac{3}{2\pi}$ and shifted up 2 units.



The domain is $\{x \mid x \neq \frac{3}{4}k, k \text{ is an odd integer}\}$.
The range is $\{y \mid y \leq 1 \text{ or } y \geq 3\}$.

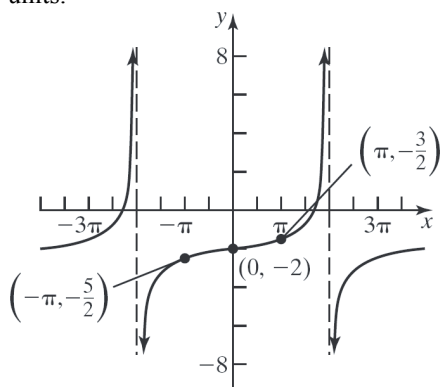
36. $y = \csc\left(\frac{3\pi}{2}x\right)$; The graph of $y = \csc x$ is horizontally compressed by a factor of $\frac{2}{3\pi}$.



The domain is $\{x \mid x \neq \frac{2}{3}k, k \text{ is an integer}\}$. The range is $\{y \mid y \leq -1 \text{ or } y \geq 1\}$.

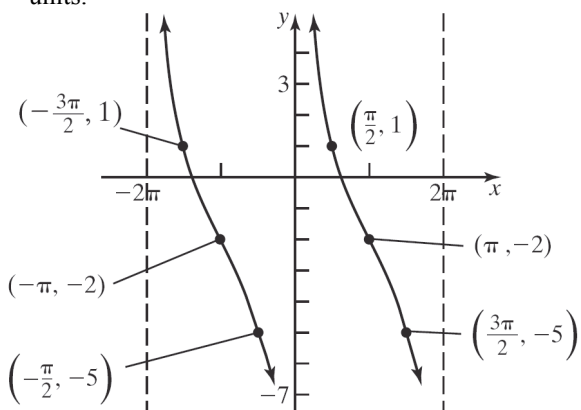
Section 2.5: Graphs of the Tangent, Cotangent, Cosecant, and Secant Functions

37. $y = \frac{1}{2} \tan\left(\frac{1}{4}x\right) - 2$; The graph of $y = \tan x$ is horizontally stretched by a factor of 4, vertically compressed by a factor of $\frac{1}{2}$, and shifted down 2 units.



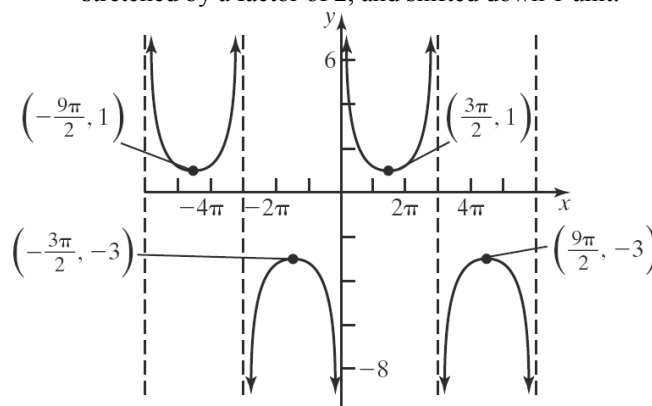
The domain is $\{x | x \neq 2\pi k, k \text{ is an odd integer}\}$.
The range is the set of all real number or $(-\infty, \infty)$.

38. $y = 3 \cot\left(\frac{1}{2}x\right) - 2$; The graph of $y = \cot x$ is horizontally stretched by a factor of 2, vertically stretched by a factor of 3, and shifted down 2 units.



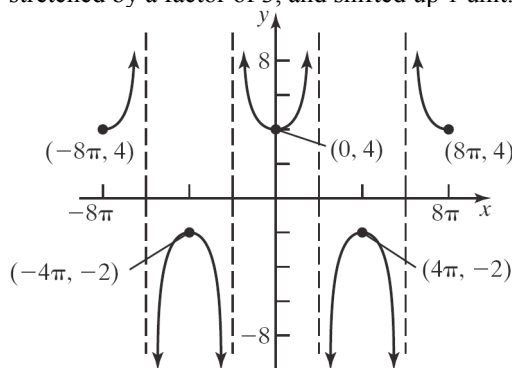
The domain is $\{x | x \neq 2\pi k, k \text{ is an integer}\}$. The range is the set of all real number or $(-\infty, \infty)$.

39. $y = 2 \csc\left(\frac{1}{3}x\right) - 1$; The graph of $y = \csc x$ is horizontally stretched by a factor of 3, vertically stretched by a factor of 2, and shifted down 1 unit.



The domain is $\{x | x \neq 3\pi k, k \text{ is an integer}\}$.
The range is $\{y | y \leq -3 \text{ or } y \geq 1\}$.

40. $y = 3 \sec\left(\frac{1}{4}x\right) + 1$; The graph of $y = \sec x$ is horizontally stretched by a factor of 4, vertically stretched by a factor of 3, and shifted up 1 unit.



The domain is $\{x | x \neq 2\pi k, k \text{ is an odd integer}\}$.
The range is $\{y | y \leq -2 \text{ or } y \geq 4\}$.

41.
$$\frac{f\left(\frac{\pi}{6}\right) - f(0)}{\frac{\pi}{6} - 0} = \frac{\tan\left(\frac{\pi}{6}\right) - \tan(0)}{\frac{\pi}{6} - 0} = \frac{\frac{\sqrt{3}}{3} - 0}{\frac{\pi}{6}}$$

$$= \frac{\sqrt{3}}{3} \cdot \frac{6}{\pi} = \frac{2\sqrt{3}}{\pi}$$

The average rate of change is $\frac{2\sqrt{3}}{\pi}$.

Chapter 2: Trigonometric Functions

$$42. \frac{f\left(\frac{\pi}{6}\right) - f(0)}{\frac{\pi}{6} - 0} = \frac{\sec(\pi/6) - \sec(0)}{\pi/6} = \frac{\frac{2\sqrt{3}}{3} - 1}{\pi/6}$$

$$= \frac{2\sqrt{3} - 3}{3} \cdot \frac{6}{\pi} = \frac{2\sqrt{3}(2 - \sqrt{3})}{\pi}$$

The average rate of change is $\frac{2\sqrt{3}(2 - \sqrt{3})}{\pi}$.

$$43. \frac{f\left(\frac{\pi}{6}\right) - f(0)}{\frac{\pi}{6} - 0} = \frac{\tan(2 \cdot \pi/6) - \tan(2 \cdot 0)}{\pi/6}$$

$$= \frac{\sqrt{3} - 0}{\pi/6} = \frac{6\sqrt{3}}{\pi}$$

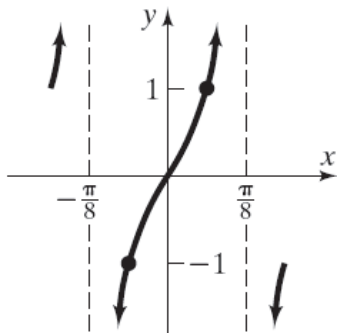
The average rate of change is $\frac{6\sqrt{3}}{\pi}$.

$$44. \frac{f\left(\frac{\pi}{6}\right) - f(0)}{\frac{\pi}{6} - 0} = \frac{\sec(2 \cdot \pi/6) - \sec(2 \cdot 0)}{\pi/6}$$

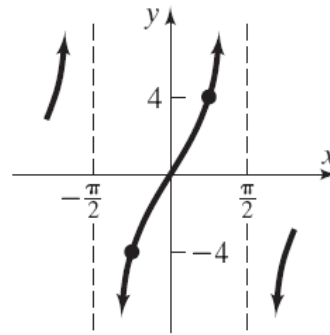
$$= \frac{2 - 1}{\pi/6} = \frac{6}{\pi}$$

The average rate of change is $\frac{6}{\pi}$.

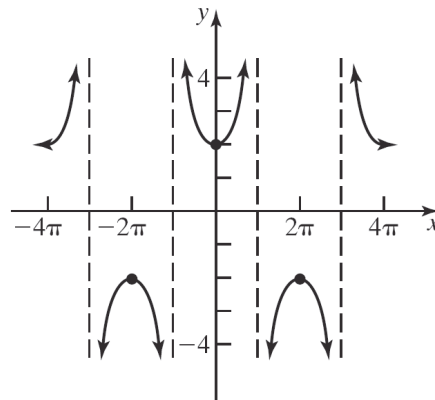
45. $f(g(x)) = \tan(4x)$



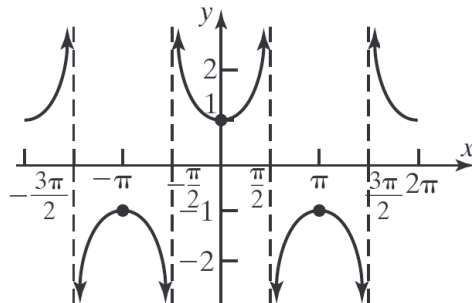
$g(f(x)) = 4(\tan x) = 4 \tan x$



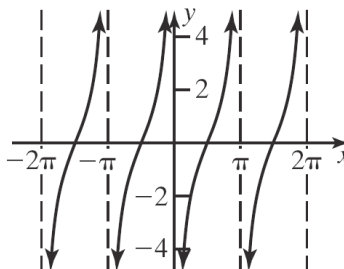
46. $f(g(x)) = 2 \sec \frac{1}{2}x$



$g(f(x)) = \frac{1}{2}(2 \sec x) = \sec x$

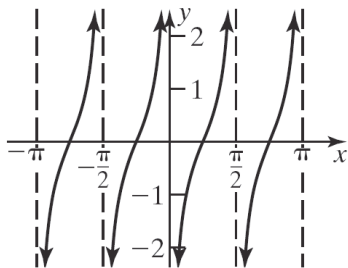


47. $f(g(x)) = -2(\cot x) = -2 \cot x$

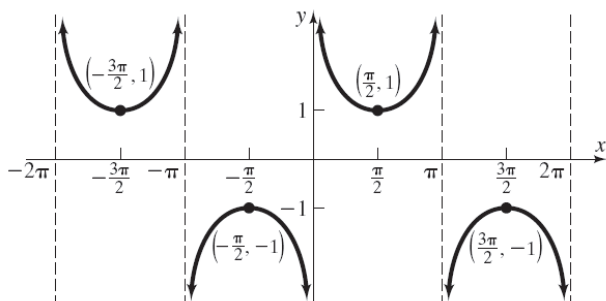


Section 2.5: Graphs of the Tangent, Cotangent, Cosecant, and Secant Functions

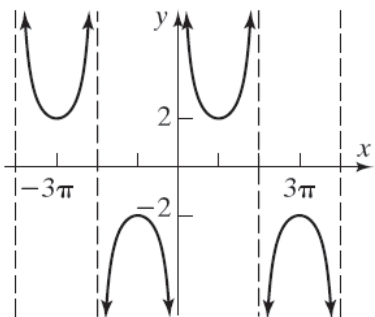
$g(f(x)) = \cot(-2x)$



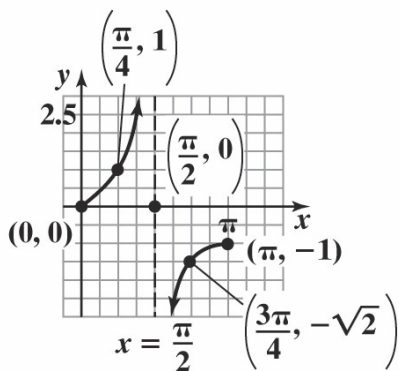
48. $f(g(x)) = \frac{1}{2}(2 \csc x) = \csc x$



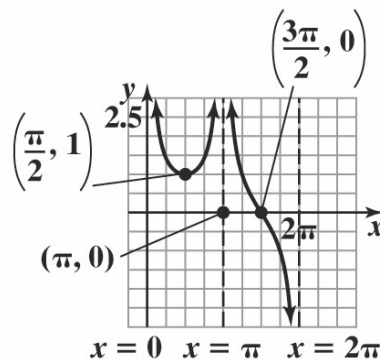
$g(f(x)) = 2 \csc \frac{1}{2}x$



49.



50.



51. a. Consider the length of the line segment in two sections, x , the portion across the hall that is 3 feet wide and y , the portion across that hall that is 4 feet wide. Then,

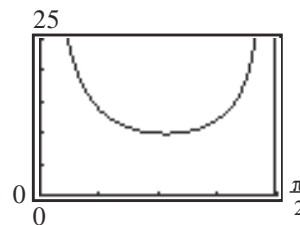
$$\cos \theta = \frac{3}{x} \quad \text{and} \quad \sin \theta = \frac{4}{y}$$

$$x = \frac{3}{\cos \theta} \quad \quad y = \frac{4}{\sin \theta}$$

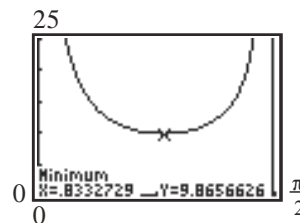
Thus,

$$L = x + y = \frac{3}{\cos \theta} + \frac{4}{\sin \theta} = 3 \sec \theta + 4 \csc \theta .$$

b. Let $Y_1 = \frac{3}{\cos x} + \frac{4}{\sin x}$.



c. Use MINIMUM to find the least value:



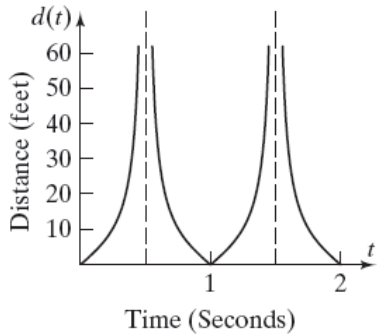
L is least when $\theta \approx 0.83$.

d. $L \approx \frac{3}{\cos(0.83)} + \frac{4}{\sin(0.83)} \approx 9.86$ feet .

Note that rounding up will result in a ladder that won't fit around the corner. Answers will vary.

Chapter 2: Trigonometric Functions

52. a. $d(t) = |10 \tan(\pi t)|$



b. $d(t) = |10 \tan(\pi t)|$ is undefined at $t = \frac{1}{2}$ and $t = \frac{3}{2}$, or in general at

$$\left\{ t = \frac{k}{2} \mid k \text{ is an odd integer} \right\}.$$

At these instances, the length of the beam of light approaches infinity. It is at these instances in the rotation of the beacon when the beam of light being cast on the wall changes from one side of the beacon to the other.

c.

t	$d(t) = 10 \tan(\pi t)$
0	0
0.1	3.2492
0.2	7.2654
0.3	13.764
0.4	30.777

d.

$$\frac{d(0.1) - d(0)}{0.1 - 0} = \frac{3.2492 - 0}{0.1 - 0} \approx 32.492$$

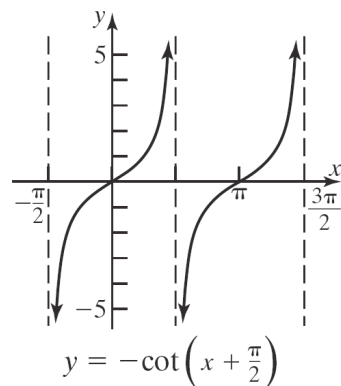
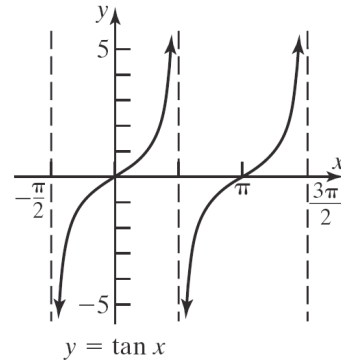
$$\frac{d(0.2) - d(0.1)}{0.2 - 0.1} = \frac{7.2654 - 3.2492}{0.2 - 0.1} \approx 40.162$$

$$\frac{d(0.3) - d(0.2)}{0.3 - 0.2} = \frac{13.764 - 7.2654}{0.3 - 0.2} \approx 64.986$$

$$\frac{d(0.4) - d(0.3)}{0.4 - 0.3} = \frac{30.777 - 13.764}{0.4 - 0.3} \approx 170.13$$

e. The first differences represent the average rate of change of the beam of light against the wall, measured in feet per second. For example, between $t = 0$ seconds and $t = 0.1$ seconds, the average rate of change of the beam of light against the wall is 32.492 feet per second.

53.



Yes, the two functions are equivalent.

54. $y^2 = x - 4$

Test x-axis symmetry: Let $y = -y$

$$(-y)^2 = x - 4$$

$$y^2 = x - 4 \text{ same}$$

Test y-axis symmetry: Let $x = -x$

$$y^2 = -x - 4 \text{ different}$$

Test origin symmetry: Let $x = -x$ and $y = -y$.

$$(-y)^2 = -x - 4$$

$$y^2 = -x - 4 \text{ different}$$

Therefore, the graph will have x-axis symmetry.

55. $(x - h)^2 + (y - k)^2 = r^2$

$$(x - (-3))^2 + (y - 1)^2 = (3)^2$$

$$(x + 3)^2 + (y - 1)^2 = 9$$

Section 2.6: Phase Shift; Sinusoidal Curve Fitting

$$\begin{aligned}
 56. \quad h(4) &= \frac{\sqrt{4} - 6}{(4)^2 + 10} \\
 &= \frac{2 - 6}{16 + 10} \\
 &= \frac{-4}{26} = -\frac{2}{13}
 \end{aligned}$$

57. The relation is a circle with center $(0, 4)$ and radius 4 so it is not a function.

Section 2.6

1. phase shift

2. False

3. $y = 4 \sin(2x - \pi)$

Amplitude: $|A| = |4| = 4$

Period: $T = \frac{2\pi}{\omega} = \frac{2\pi}{2} = \pi$

Phase Shift: $\frac{\phi}{\omega} = \frac{\pi}{2}$

Interval defining one cycle:

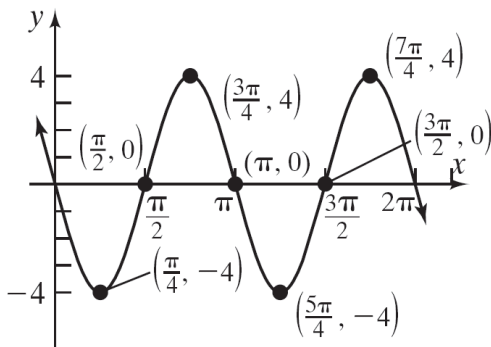
$$\left[\frac{\phi}{\omega}, \frac{\phi}{\omega} + T \right] = \left[\frac{\pi}{2}, \frac{3\pi}{2} \right]$$

Subinterval width:

$$\frac{T}{4} = \frac{\pi}{4}$$

Key points:

$$\left(\frac{\pi}{2}, 0 \right), \left(\frac{3\pi}{4}, 4 \right), (\pi, 0), \left(\frac{5\pi}{4}, -4 \right), \left(\frac{3\pi}{2}, 0 \right)$$



4. $y = 3 \sin(3x - \pi)$

Amplitude: $|A| = |3| = 3$

Period: $T = \frac{2\pi}{\omega} = \frac{2\pi}{3}$

Phase Shift: $\frac{\phi}{\omega} = \frac{\pi}{3}$

Interval defining one cycle:

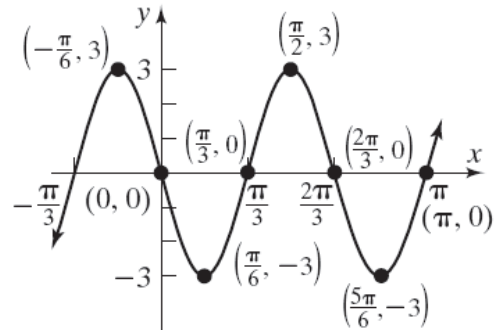
$$\left[\frac{\phi}{\omega}, \frac{\phi}{\omega} + T \right] = \left[\frac{\pi}{3}, \pi \right]$$

Subinterval width:

$$\frac{T}{4} = \frac{2\pi/3}{4} = \frac{\pi}{6}$$

Key points:

$$\left(\frac{\pi}{3}, 0 \right), \left(\frac{\pi}{2}, 3 \right), \left(\frac{2\pi}{3}, 0 \right), \left(\frac{5\pi}{6}, -3 \right), (\pi, 0)$$



5. $y = 2 \cos\left(3x + \frac{\pi}{2}\right)$

Amplitude: $|A| = |2| = 2$

Period: $T = \frac{2\pi}{\omega} = \frac{2\pi}{3}$

Phase Shift: $\frac{\phi}{\omega} = \frac{-\pi/2}{3} = -\frac{\pi}{6}$

Interval defining one cycle:

$$\left[\frac{\phi}{\omega}, \frac{\phi}{\omega} + T \right] = \left[-\frac{\pi}{6}, \frac{\pi}{2} \right]$$

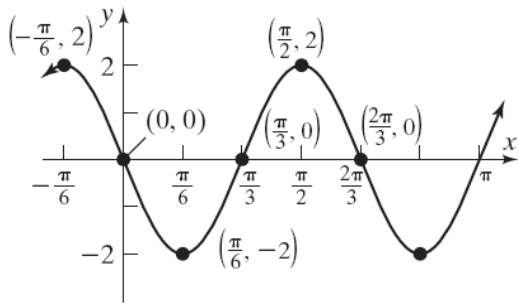
Subinterval width:

$$\frac{T}{4} = \frac{2\pi/3}{4} = \frac{\pi}{6}$$

Key points:

$$\left(-\frac{\pi}{6}, 2 \right), (0, 0), \left(\frac{\pi}{6}, -2 \right), \left(\frac{\pi}{3}, 0 \right), \left(\frac{\pi}{2}, 2 \right)$$

Chapter 2: Trigonometric Functions



6. $y = 3 \cos(2x + \pi)$

Amplitude: $|A| = |3| = 3$

Period: $T = \frac{2\pi}{\omega} = \frac{2\pi}{2} = \pi$

Phase Shift: $\frac{\phi}{\omega} = \frac{-\pi}{2} = -\frac{\pi}{2}$

Interval defining one cycle:

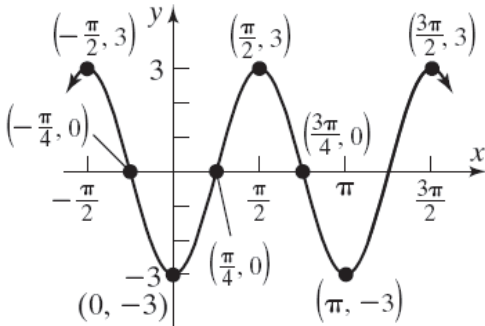
$$\left[\frac{\phi}{\omega}, \frac{\phi}{\omega} + T \right] = \left[-\frac{\pi}{2}, \frac{\pi}{2} \right]$$

Subinterval width:

$$\frac{T}{4} = \frac{\pi}{4}$$

Key points:

$$\left(-\frac{\pi}{2}, 3 \right), \left(-\frac{\pi}{4}, 0 \right), (0, -3), \left(\frac{\pi}{4}, 0 \right), \left(\frac{\pi}{2}, 3 \right)$$



7. $y = -3 \sin\left(2x + \frac{\pi}{2}\right)$

Amplitude: $|A| = |-3| = 3$

Period: $T = \frac{2\pi}{\omega} = \frac{2\pi}{2} = \pi$

Phase Shift: $\frac{\phi}{\omega} = \frac{-\pi}{2} = -\frac{\pi}{4}$

Interval defining one cycle:

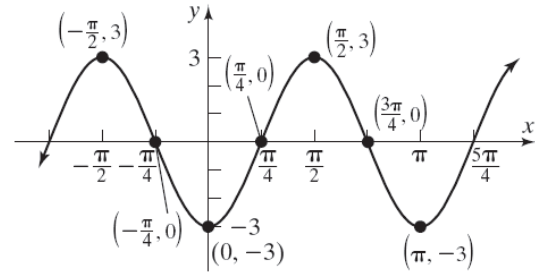
$$\left[\frac{\phi}{\omega}, \frac{\phi}{\omega} + T \right] = \left[-\frac{\pi}{4}, \frac{3\pi}{4} \right]$$

Subinterval width:

$$\frac{T}{4} = \frac{\pi}{4}$$

Key points:

$$\left(-\frac{\pi}{4}, 0 \right), (0, -3), \left(\frac{\pi}{4}, 0 \right), \left(\frac{\pi}{2}, 3 \right), \left(\frac{3\pi}{4}, 0 \right)$$



8. $y = -2 \cos\left(2x - \frac{\pi}{2}\right)$

Amplitude: $|A| = |-2| = 2$

Period: $T = \frac{2\pi}{\omega} = \frac{2\pi}{2} = \pi$

Phase Shift: $\frac{\phi}{\omega} = \frac{\pi}{2} = \frac{\pi}{4}$

Interval defining one cycle:

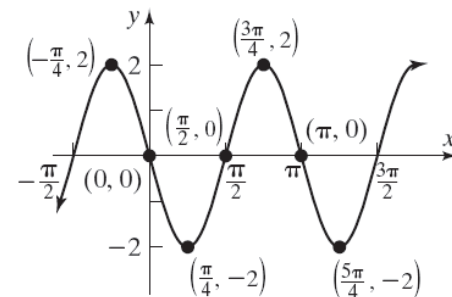
$$\left[\frac{\phi}{\omega}, \frac{\phi}{\omega} + T \right] = \left[\frac{\pi}{4}, \frac{5\pi}{4} \right]$$

Subinterval width:

$$\frac{T}{4} = \frac{\pi}{4}$$

Key points:

$$\left(\frac{\pi}{4}, -2 \right), \left(\frac{\pi}{2}, 0 \right), \left(\frac{3\pi}{4}, 2 \right), (\pi, 0), \left(\frac{5\pi}{4}, -2 \right)$$



Section 2.6: Phase Shift; Sinusoidal Curve Fitting

9. $y = 4 \sin(\pi x + 2) - 5$

Amplitude: $|A| = |4| = 4$

Period: $T = \frac{2\pi}{\omega} = \frac{2\pi}{\pi} = 2$

Phase Shift: $\frac{\phi}{\omega} = \frac{-2}{\pi} = -\frac{2}{\pi}$

Interval defining one cycle:

$$\left[\frac{\phi}{\omega}, \frac{\phi}{\omega} + T \right] = \left[-\frac{2}{\pi}, 2 - \frac{2}{\pi} \right]$$

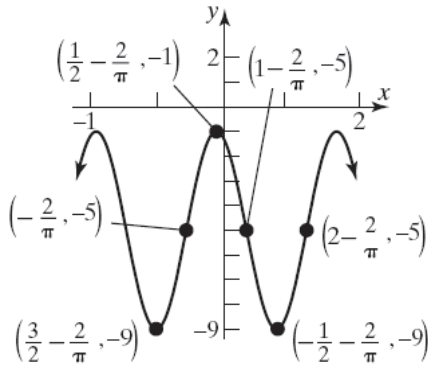
Subinterval width:

$$\frac{T}{4} = \frac{2}{4} = \frac{1}{2}$$

Key points:

$$\left(-\frac{2}{\pi}, -5 \right), \left(\frac{1}{2} - \frac{2}{\pi}, -1 \right), \left(1 - \frac{2}{\pi}, -5 \right),$$

$$\left(\frac{3}{2} - \frac{2}{\pi}, -9 \right), \left(2 - \frac{2}{\pi}, -5 \right)$$



10. $y = 2 \cos(2\pi x + 4) + 4$

Amplitude: $|A| = |2| = 2$

Period: $T = \frac{2\pi}{\omega} = \frac{2\pi}{2\pi} = 1$

Phase Shift: $\frac{\phi}{\omega} = \frac{-4}{2\pi} = -\frac{2}{\pi}$

Interval defining one cycle:

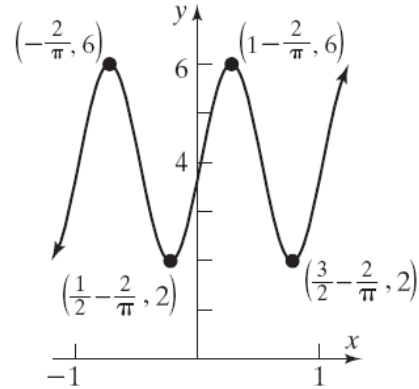
$$\left[\frac{\phi}{\omega}, \frac{\phi}{\omega} + T \right] = \left[-\frac{2}{\pi}, 1 - \frac{2}{\pi} \right]$$

Subinterval width: $\frac{T}{4} = \frac{1}{4}$

Key points:

$$\left(-\frac{2}{\pi}, 6 \right), \left(\frac{1}{4} - \frac{2}{\pi}, 4 \right), \left(\frac{1}{2} - \frac{2}{\pi}, 2 \right), \left(\frac{3}{4} - \frac{2}{\pi}, 4 \right),$$

$$\left(1 - \frac{2}{\pi}, 6 \right)$$



11. $y = 3 \cos(\pi x - 2) + 5$

Amplitude: $|A| = |3| = 3$

Period: $T = \frac{2\pi}{\omega} = \frac{2\pi}{\pi} = 2$

Phase Shift: $\frac{\phi}{\omega} = \frac{2}{\pi}$

Interval defining one cycle:

$$\left[\frac{\phi}{\omega}, \frac{\phi}{\omega} + T \right] = \left[\frac{2}{\pi}, 2 + \frac{2}{\pi} \right]$$

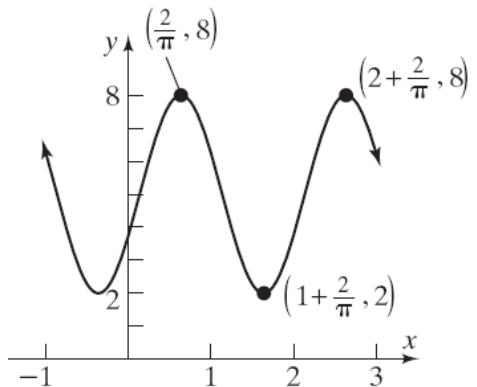
Subinterval width:

$$\frac{T}{4} = \frac{2}{4} = \frac{1}{2}$$

Key points:

$$\left(\frac{2}{\pi}, 8 \right), \left(\frac{1}{2} + \frac{2}{\pi}, 5 \right), \left(1 + \frac{2}{\pi}, 2 \right), \left(\frac{3}{2} + \frac{2}{\pi}, 5 \right),$$

$$\left(2 + \frac{2}{\pi}, 8 \right)$$



Chapter 2: Trigonometric Functions

12. $y = 2 \cos(2\pi x - 4) - 1$

Amplitude: $|A| = |2| = 2$

Period: $T = \frac{2\pi}{\omega} = \frac{2\pi}{2\pi} = 1$

Phase Shift: $\frac{\phi}{\omega} = \frac{4}{2\pi} = \frac{2}{\pi}$

Interval defining one cycle:

$$\left[\frac{\phi}{\omega}, \frac{\phi}{\omega} + T \right] = \left[\frac{2}{\pi}, 1 + \frac{2}{\pi} \right]$$

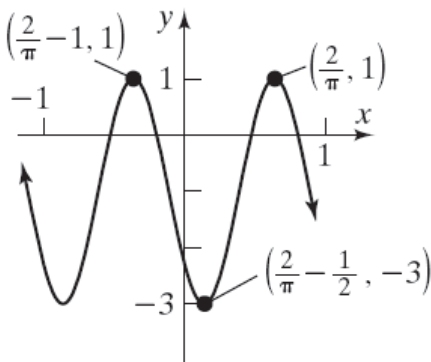
Subinterval width:

$$\frac{T}{4} = \frac{1}{4}$$

Key points:

$$\left(\frac{2}{\pi}, 1 \right), \left(\frac{1}{4} + \frac{2}{\pi}, -1 \right), \left(\frac{1}{2} + \frac{2}{\pi}, -3 \right),$$

$$\left(\frac{3}{4} + \frac{2}{\pi}, -1 \right), \left(1 + \frac{2}{\pi}, 1 \right)$$



13. $y = -3 \sin\left(-2x + \frac{\pi}{2}\right) = -3 \sin\left(-\left(2x - \frac{\pi}{2}\right)\right)$
 $= 3 \sin\left(2x - \frac{\pi}{2}\right)$

Amplitude: $|A| = |3| = 3$

Period: $T = \frac{2\pi}{\omega} = \frac{2\pi}{2} = \pi$

Phase Shift: $\frac{\phi}{\omega} = \frac{\pi}{2} = \frac{\pi}{4}$

Interval defining one cycle:

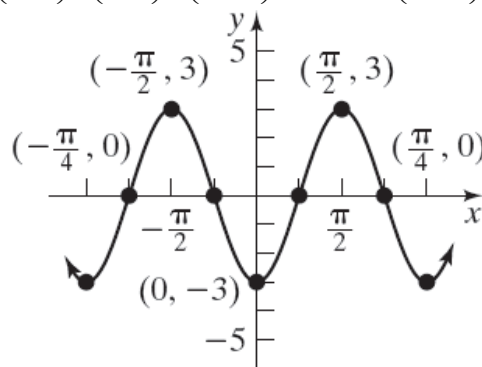
$$\left[\frac{\phi}{\omega}, \frac{\phi}{\omega} + T \right] = \left[\frac{\pi}{4}, \frac{5\pi}{4} \right]$$

Subinterval width:

$$\frac{T}{4} = \frac{\pi}{4}$$

Key points:

$$\left(\frac{\pi}{4}, 0 \right), \left(\frac{\pi}{2}, 3 \right), \left(\frac{3\pi}{4}, 0 \right), \left(\pi, -3 \right), \left(\frac{5\pi}{4}, 0 \right)$$



14. $y = -3 \cos\left(-2x + \frac{\pi}{2}\right) = -3 \cos\left(-\left(2x - \frac{\pi}{2}\right)\right)$
 $= -3 \cos\left(2x - \frac{\pi}{2}\right)$

Amplitude: $|A| = |-3| = 3$

Period: $T = \frac{2\pi}{\omega} = \frac{2\pi}{2} = \pi$

Phase Shift: $\frac{\phi}{\omega} = \frac{\pi}{2} = \frac{\pi}{4}$

Interval defining one cycle:

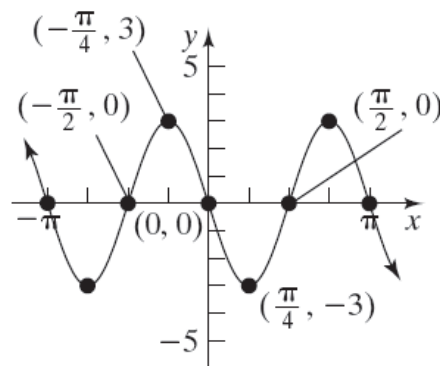
$$\left[\frac{\phi}{\omega}, \frac{\phi}{\omega} + T \right] = \left[\frac{\pi}{4}, \frac{5\pi}{4} \right]$$

Subinterval width:

$$\frac{T}{4} = \frac{\pi}{4}$$

Key points:

$$\left(\frac{\pi}{4}, -3 \right), \left(\frac{\pi}{2}, 0 \right), \left(\frac{3\pi}{4}, 3 \right), \left(\pi, 0 \right), \left(\frac{5\pi}{4}, -3 \right)$$



Section 2.6: Phase Shift; Sinusoidal Curve Fitting

15. $|A| = 2; T = \pi; \frac{\phi}{\omega} = \frac{1}{2}$

$$\omega = \frac{2\pi}{T} = \frac{2\pi}{\pi} = 2 \quad \frac{\phi}{\omega} = \frac{\phi}{2} = \frac{1}{2}$$

$$\phi = 1$$

Assuming A is positive, we have that
 $y = A \sin(\omega x - \phi) = 2 \sin(2x - 1)$

$$= 2 \sin \left[2 \left(x - \frac{1}{2} \right) \right]$$

16. $|A| = 3; T = \frac{\pi}{2}; \frac{\phi}{\omega} = 2$

$$\omega = \frac{2\pi}{T} = \frac{2\pi}{\frac{\pi}{2}} = 4 \quad \frac{\phi}{\omega} = \frac{\phi}{4} = 2$$

$$\phi = 8$$

Assuming A is positive, we have that
 $y = A \sin(\omega x - \phi) = 3 \sin(4x - 8)$

$$= 3 \sin [4(x - 2)]$$

17. $|A| = 3; T = 3\pi; \frac{\phi}{\omega} = -\frac{1}{3}$

$$\omega = \frac{2\pi}{T} = \frac{2\pi}{3\pi} = \frac{2}{3} \quad \frac{\phi}{\omega} = \frac{\phi}{\frac{2}{3}} = -\frac{1}{3}$$

$$\phi = -\frac{1}{3} \cdot \frac{2}{3} = -\frac{2}{9}$$

Assuming A is positive, we have that

$$y = A \sin(\omega x - \phi) = 3 \sin \left(\frac{2}{3}x + \frac{2}{9} \right)$$

$$= 3 \sin \left[\frac{2}{3} \left(x + \frac{1}{3} \right) \right]$$

18. $|A| = 2; T = \pi; \frac{\phi}{\omega} = -2$

$$\omega = \frac{2\pi}{T} = \frac{2\pi}{\pi} = 2 \quad \frac{\phi}{\omega} = \frac{\phi}{2} = -2$$

$$\phi = -4$$

Assuming A is positive, we have that
 $y = A \sin(\omega x - \phi) = 2 \sin(2x + 4)$

$$= 2 \sin [2(x + 2)]$$

19. $y = 2 \tan(4x - \pi)$

Begin with the graph of $y = \tan x$ and apply the following transformations:

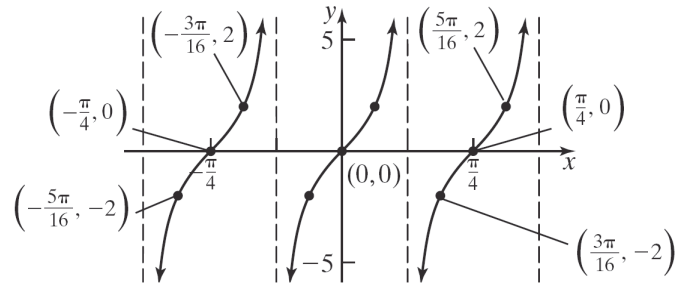
1) Shift right π units $[y = \tan(x - \pi)]$

2) Horizontally compress by a factor of $\frac{1}{4}$

$$[y = \tan(4x - \pi)]$$

3) Vertically stretch by a factor of 2

$$[y = 2 \tan(4x - \pi)]$$



20. $y = \frac{1}{2} \cot(2x - \pi)$

Begin with the graph of $y = \cot x$ and apply the following transformations:

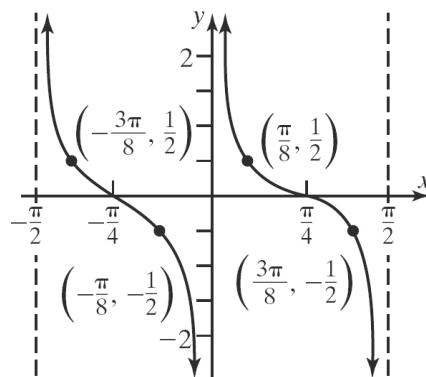
1) Shift right π units $[y = \cot(x - \pi)]$

2) Horizontally compress by a factor of $\frac{1}{2}$

$$[y = \cot(2x - \pi)]$$

3) Vertically compress by a factor of $\frac{1}{2}$

$$[y = \frac{1}{2} \cot(2x - \pi)]$$



Chapter 2: Trigonometric Functions

21. $y = 3 \csc\left(2x - \frac{\pi}{4}\right)$

Begin with the graph of $y = \csc x$ and apply the following transformations:

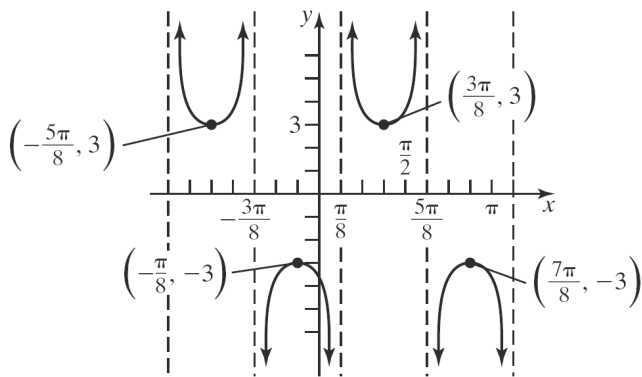
1) Shift right $\frac{\pi}{4}$ units $\left[y = \csc\left(x - \frac{\pi}{4}\right)\right]$

2) Horizontally compress by a factor of $\frac{1}{2}$

$$\left[y = \csc\left(2x - \frac{\pi}{4}\right)\right]$$

3) Vertically stretch by a factor of 3

$$\left[y = 3 \csc\left(2x - \frac{\pi}{4}\right)\right]$$



22. $y = \frac{1}{2} \sec(3x - \pi)$

Begin with the graph of $y = \sec x$ and apply the following transformations:

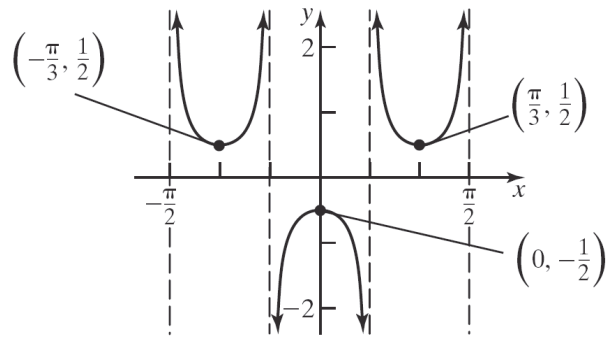
1) Shift right π units $\left[y = \sec(x - \pi)\right]$

2) Horizontally compress by a factor of $\frac{1}{3}$

$$\left[y = \sec(3x - \pi)\right]$$

3) Vertically compress by a factor of $\frac{1}{2}$

$$\left[y = \frac{1}{2} \sec(3x - \pi)\right]$$



23. $y = -\cot\left(2x + \frac{\pi}{2}\right)$

Begin with the graph of $y = \cot x$ and apply the following transformations:

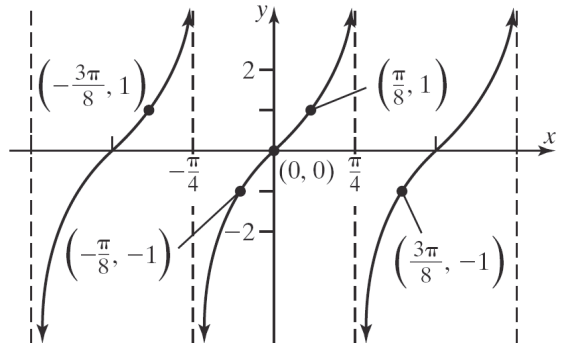
1) Shift left $\frac{\pi}{2}$ units $\left[y = \cot\left(x + \frac{\pi}{2}\right)\right]$

2) Horizontally compress by a factor of $\frac{1}{2}$

$$\left[y = \cot\left(2x + \frac{\pi}{2}\right)\right]$$

3) Reflect about the x -axis

$$\left[y = -\cot\left(2x + \frac{\pi}{2}\right)\right]$$



Section 2.6: Phase Shift; Sinusoidal Curve Fitting

24. $y = -\tan\left(3x + \frac{\pi}{2}\right)$

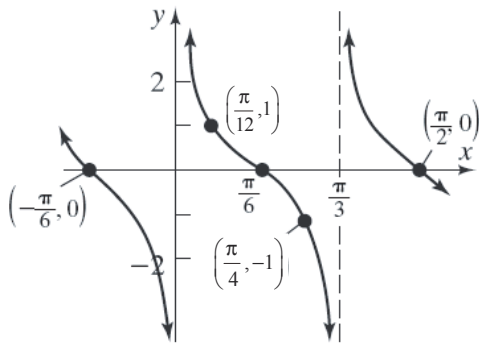
Begin with the graph of $y = \tan x$ and apply the following transformations:

- 1) Shift left $\frac{\pi}{2}$ units $\left[y = \tan\left(x + \frac{\pi}{2}\right)\right]$
- 2) Horizontally compress by a factor of $\frac{1}{3}$

$$\left[y = \tan\left(3x + \frac{\pi}{2}\right)\right]$$

- 3) Reflect about the x -axis

$$\left[y = -\tan\left(x + \frac{\pi}{2}\right)\right]$$



25. $y = -\sec(2\pi x + \pi)$

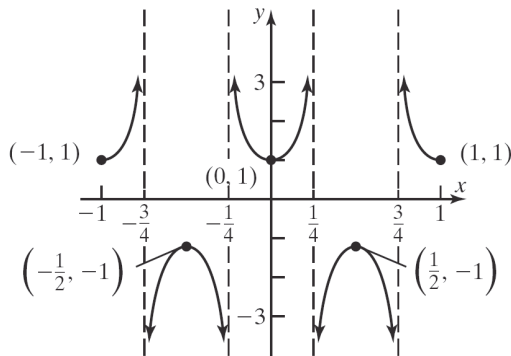
Begin with the graph of $y = \sec x$ and apply the following transformations:

- 1) Shift left π units $\left[y = \sec(x + \pi)\right]$
- 2) Horizontally compress by a factor of $\frac{1}{2\pi}$

$$\left[y = \sec(2\pi x + \pi)\right]$$

- 3) Reflect about the x -axis

$$\left[y = -\sec(2\pi x + \pi)\right]$$



26. $y = -\csc\left(-\frac{1}{2}\pi x + \frac{\pi}{4}\right)$

Begin with the graph of $y = \csc x$ and apply the following transformations:

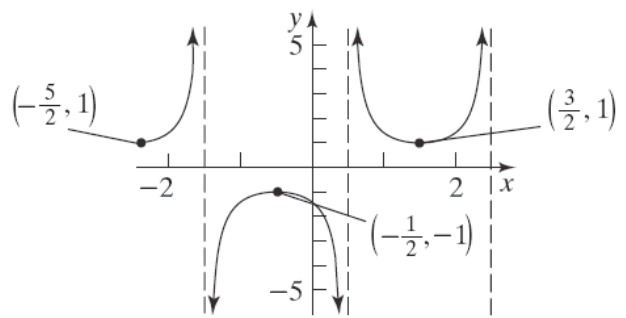
- 1) Shift left $\frac{\pi}{4}$ units $\left[y = \csc\left(x + \frac{\pi}{4}\right)\right]$
- 2) Reflect about the y -axis $\left[y = \csc\left(-x + \frac{\pi}{4}\right)\right]$

- 3) Horizontally compress by a factor of $\frac{2}{\pi}$

$$\left[y = \csc\left(-\frac{1}{2}\pi x + \frac{\pi}{4}\right)\right]$$

- 3) Reflect about the x -axis

$$\left[y = -\csc\left(-\frac{1}{2}\pi x + \frac{\pi}{4}\right)\right]$$

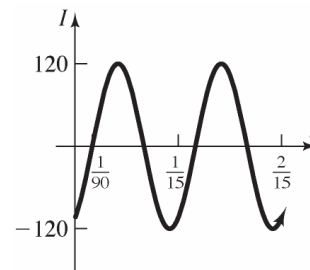


27. $I(t) = 120 \sin\left(30\pi t - \frac{\pi}{3}\right), t \geq 0$

Period: $T = \frac{2\pi}{\omega} = \frac{2\pi}{30\pi} = \frac{1}{15}$ second

Amplitude: $|A| = |120| = 120$ amperes

Phase Shift: $\frac{\phi}{\omega} = \frac{-\pi/3}{30\pi} = -\frac{1}{90}$ second



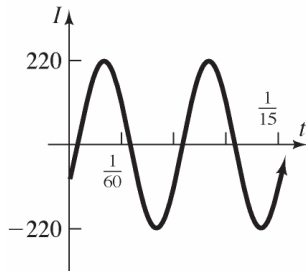
Chapter 2: Trigonometric Functions

28. $I(t) = 220 \sin\left(60\pi t - \frac{\pi}{6}\right), t \geq 0$

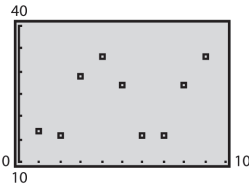
Period: $T = \frac{2\pi}{\omega} = \frac{2\pi}{60\pi} = \frac{1}{30}$ second

Amplitude: $|A| = |220| = 220$ amperes

Phase Shift: $\frac{\phi}{\omega} = \frac{\frac{\pi}{6}}{60\pi} = \frac{1}{360}$ second



29. a.



b. Amplitude: $A = \frac{33-16}{2} = \frac{17}{2} = 8.5$

Vertical Shift: $\frac{33+16}{2} = \frac{49}{2} = 24.5$

$\omega = \frac{2\pi}{5} = \frac{2\pi}{5}$

Phase Shift (use $y = 16, x = 6$):

$$16 = 8.5 \sin\left(\frac{2\pi}{5} \cdot 6 - \phi\right) + 24.5$$

$$-8.5 = 8.5 \sin\left(\frac{12\pi}{5} - \phi\right)$$

$$-1 = \sin\left(\frac{12\pi}{5} - \phi\right)$$

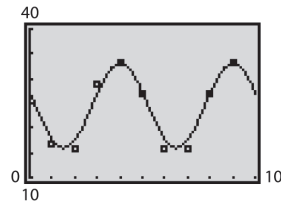
$$-\frac{\pi}{2} = \frac{12\pi}{5} - \phi$$

$$\phi = \frac{29\pi}{10}$$

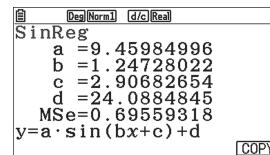
Thus, $y = 8.5 \sin\left(\frac{2\pi}{5}x - \frac{11\pi}{10}\right) + 24.5$ or

$$y = 8.5 \sin\left[\frac{2\pi}{5}\left(x - \frac{11}{4}\right)\right] + 24.5.$$

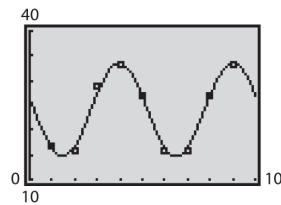
c.



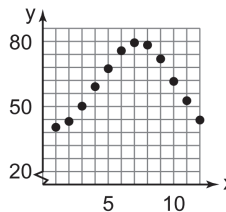
d. $y = 9.46 \sin(1.247x + 2.906) + 24.088$



e.



30. a.



b. Amplitude: $A = \frac{79.8-36.0}{2} = \frac{43.8}{2} = 21.9$

Vertical Shift: $\frac{79.8+36.0}{2} = \frac{115.8}{2} = 57.9$

$\omega = \frac{2\pi}{12} = \frac{\pi}{6}$

Phase Shift (use $y = 36.0, x = 1$):

$$36.0 = 21.9 \sin\left(\frac{\pi}{6} \cdot 1 - \phi\right) + 57.9$$

$$-21.9 = 21.9 \sin\left(\frac{\pi}{6} - \phi\right)$$

$$-1 = \sin\left(\frac{\pi}{6} - \phi\right)$$

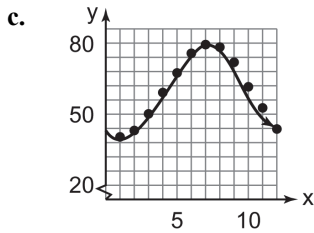
$$-\frac{\pi}{2} = \frac{\pi}{6} - \phi$$

$$\phi = \frac{2\pi}{3}$$

Thus, $y = 21.9 \sin\left(\frac{\pi}{6}x - \frac{2\pi}{3}\right) + 57.9$ or

$$y = 21.9 \sin\left(\frac{\pi}{6}(x-4)\right) + 57.9.$$

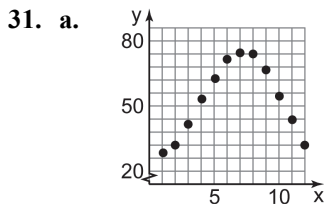
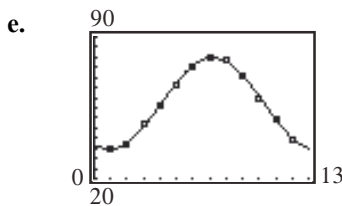
Section 2.6: Phase Shift; Sinusoidal Curve Fitting



d. $y = 21.68 \sin(0.516x - 2.124) + 57.81$

```

sinReg
y=a*sin(bx+c)+d
a=21.67527573
b=.5156284673
c=-2.124194398
d=57.8060651
    
```



b. Amplitude: $A = \frac{75.4 - 28.1}{2} = \frac{47.3}{2} = 23.65$

Vertical Shift: $\frac{75.4 + 28.1}{2} = \frac{103.5}{2} = 51.75$

$$\omega = \frac{2\pi}{12} = \frac{\pi}{6}$$

Phase Shift (use $y = 28.1, x = 1$):

$$28.1 = 23.65 \sin \left(\frac{\pi}{6} \cdot 1 - \phi \right) + 51.75$$

$$-23.65 = 23.65 \sin \left(\frac{\pi}{6} - \phi \right)$$

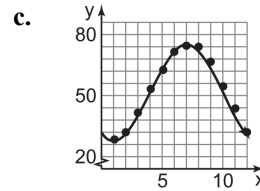
$$-1 = \sin \left(\frac{\pi}{6} - \phi \right)$$

$$-\frac{\pi}{2} = \frac{\pi}{6} - \phi$$

$$\phi = \frac{2\pi}{3}$$

Thus, $y = 23.65 \sin \left(\frac{\pi}{6}x - \frac{2\pi}{3} \right) + 51.75$ or

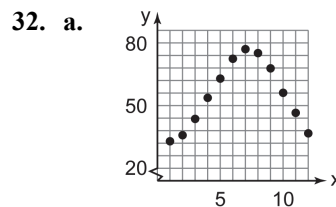
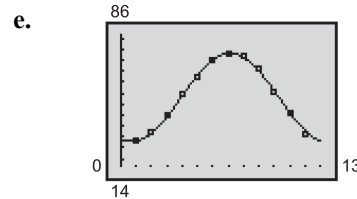
$$y = 23.65 \sin \left(\frac{\pi}{6}(x - 4) \right) + 51.75.$$



d. $y = 24.25 \sin(0.493x - 1.927) + 51.61$

```

sinReg
y=a*sin(bx+c)+d
a=24.24642532
b=.4926993577
c=-1.926644466
d=51.60526978
    
```



b. Amplitude: $A = \frac{77.0 - 32.9}{2} = \frac{44.1}{2} = 22.05$

Vertical Shift: $\frac{77.0 + 32.9}{2} = \frac{109.9}{2} = 54.95$

$$\omega = \frac{2\pi}{12} = \frac{\pi}{6}$$

Phase Shift (use $y = 32.9, x = 1$):

$$32.9 = 22.05 \sin \left(\frac{\pi}{6} \cdot 1 - \phi \right) + 54.95$$

$$-22.05 = 22.05 \sin \left(\frac{\pi}{6} - \phi \right)$$

$$-1 = \sin \left(\frac{\pi}{6} - \phi \right)$$

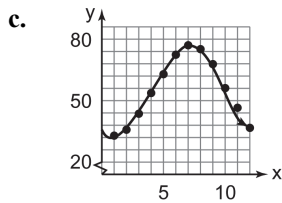
$$-\frac{\pi}{2} = \frac{\pi}{6} - \phi$$

$$\phi = \frac{2\pi}{3}$$

Thus, $y = 22.05 \sin \left(\frac{\pi}{6}x - \frac{2\pi}{3} \right) + 54.95$ or

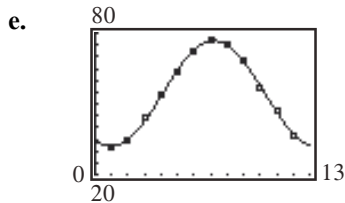
$$y = 22.05 \sin \left(\frac{\pi}{6}(x - 4) \right) + 54.95.$$

Chapter 2: Trigonometric Functions



d. $y = 21.73 \sin(0.518x - 2.139) + 54.82$

```
SinReg
y=a*sin(bx+c)+d
a=21.73301662
b=.5180798812
c=-2.139234471
d=54.82115256
```



33. a. $6.5 + 12.4167 = 18.9167$ hours which is at 6:55 PM.

b. Amplitude: $A = \frac{5.86 - (-0.38)}{2} = \frac{6.24}{2} = 3.12$

Vertical Shift: $\frac{5.86 + (-0.38)}{2} = \frac{5.48}{2} = 2.74$

$\omega = \frac{2\pi}{12.4167} = \frac{\pi}{6.20835} = \frac{24\pi}{149}$

Phase Shift (use $y = 5.86, x = 6.5$):

$5.86 = 3.12 \sin \frac{24\pi}{149} \cdot 6.5 - \phi + 2.74$

$3.12 = 3.12 \sin \frac{24\pi}{149} \cdot 6.5 - \phi$

$1 = \sin \frac{156\pi}{149} - \phi$

$\frac{\pi}{2} = \frac{156\pi}{149} - \phi$

$\phi \approx 1.7184$

Thus, $y = 3.12 \sin \frac{24\pi}{149} x - 1.7184 + 2.74$

or $y = 3.12 \sin \frac{24\pi}{149} (x - 3.3959) + 2.74$.

c. $y = 3.12 \sin \frac{24\pi}{149} (15) - 1.7184 + 2.74$
 ≈ 1.49 feet

34. a. $0.10 + 12.4167 = 12.5167$ hours which is at 12:31 PM.

b. Amplitude: $A = \frac{9.97 - (0.59)}{2} = \frac{9.38}{2} = 4.69$

Vertical Shift: $\frac{9.97 + (0.59)}{2} = \frac{10.56}{2} = 5.28$

$\omega = \frac{2\pi}{12.4167} = \frac{\pi}{6.20835} = \frac{24\pi}{149}$

Phase Shift (use $y = 9.97, x = 0.10$):

$9.97 = 4.69 \sin \frac{24\pi}{149} \cdot 0.10 - \phi + 5.28$

$4.69 = 4.69 \sin \frac{24\pi}{149} \cdot 0.10 - \phi$

$1 = \sin \frac{2.4\pi}{149} - \phi$

$\frac{\pi}{2} = \frac{2.4\pi}{149} - \phi$

$\phi \approx -1.5202$

Thus, $y = 4.69 \sin \frac{24\pi}{149} x + 1.5202 + 5.28$

or $y = 4.69 \sin \frac{24\pi}{149} (x + 3.0042) + 5.28$.

c. $y = 4.69 \sin \frac{24\pi}{149} (18) + 1.5202 + 5.28$
 ≈ 0.90 feet

35. a. Amplitude: $A = \frac{13.75 - 10.52}{2} = 1.615$

Vertical Shift: $\frac{13.75 + 10.52}{2} = 12.135$

$\omega = \frac{2\pi}{365}$

Phase Shift (use $y = 13.75, x = 172$):

$13.75 = 1.615 \sin \frac{2\pi}{365} \cdot 172 - \phi + 12.135$

$1.615 = 1.615 \sin \frac{2\pi}{365} \cdot 172 - \phi$

$1 = \sin \frac{344\pi}{365} - \phi$

$\frac{\pi}{2} = \frac{344\pi}{365} - \phi$

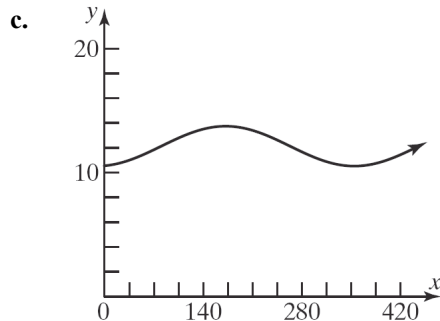
$\phi \approx 1.3900$

Section 2.6: Phase Shift; Sinusoidal Curve Fitting

Thus, $y = 1.615 \sin \frac{2\pi}{365}x - 1.39 + 12.135$ or

$$y = 1.615 \sin \frac{2\pi}{365}(x - 80.75) + 12.135.$$

b. $y = 1.615 \sin \frac{2\pi}{365}(91 - 80.75) + 12.135$
 ≈ 12.42 hours



d. The actual hours of sunlight on April 1, 2014 were 12.43 hours. This is very close to the predicted amount of 12.42 hours.

36. a. Amplitude: $A = \frac{15.27 - 9.07}{2} = 3.1$
 Vertical Shift: $\frac{15.27 + 9.07}{2} = 12.17$
 $\omega = \frac{2\pi}{365}$

Phase Shift (use $y = 15.27$, $x = 172$):

$$15.27 = 3.1 \sin \frac{2\pi}{365} \cdot 172 - \phi + 12.17$$

$$3.1 = 3.1 \sin \frac{2\pi}{365} \cdot 172 - \phi$$

$$1 = \sin \frac{344\pi}{365} - \phi$$

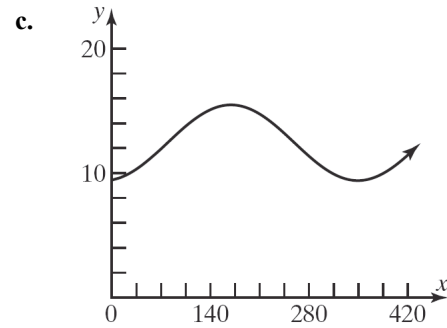
$$\frac{\pi}{2} = \frac{344\pi}{365} - \phi$$

$$\phi \approx 1.39$$

Thus, $y = 3.1 \sin \frac{2\pi}{365}x - 1.39 + 12.17$ or

$$y = 3.1 \sin \frac{2\pi}{365}(x - 80.75) + 12.17.$$

b. $y = 3.1 \sin \frac{2\pi}{365}(91) - 1.39 + 12.17$
 ≈ 12.71 hours



d. The actual hours of sunlight on April 1, 2014 were 12.75 hours. This is very close to the predicted amount of 12.71 hours.

37. a. Amplitude: $A = \frac{19.37 - 5.45}{2} = 6.96$

Vertical Shift: $\frac{19.37 + 5.45}{2} = 12.41$

$$\omega = \frac{2\pi}{365}$$

Phase Shift (use $y = 19.37$, $x = 172$):

$$19.37 = 6.96 \sin \frac{2\pi}{365} \cdot 172 - \phi + 12.41$$

$$6.96 = 6.96 \sin \frac{2\pi}{365} \cdot 172 - \phi$$

$$1 = \sin \frac{344\pi}{365} - \phi$$

$$\frac{\pi}{2} = \frac{344\pi}{365} - \phi$$

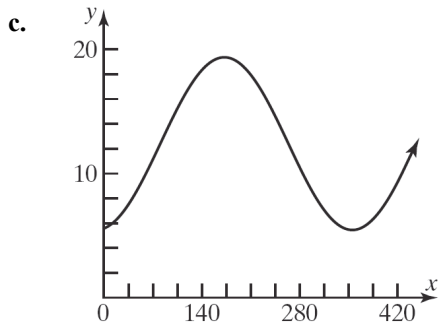
$$\phi \approx 1.39$$

Thus, $y = 6.96 \sin \frac{2\pi}{365}x - 1.39 + 12.41$ or

$$y = 6.96 \sin \frac{2\pi}{365}(x - 80.75) + 12.41.$$

b. $y = 6.96 \sin \frac{2\pi}{365}(91) - 1.39 + 12.41$
 ≈ 13.63 hours

Chapter 2: Trigonometric Functions



d. The actual hours of sunlight on April 1, 2014 was 13.37 hours. This is close to the predicted amount of 13.63 hours.

38. a. Amplitude: $A = \frac{13.42 - 10.83}{2} = 1.295$

Vertical Shift: $\frac{13.42 + 10.83}{2} = 12.125$

$\omega = \frac{2\pi}{365}$

Phase Shift (use $y = 13.42$, $x = 172$):

$13.42 = 1.295 \sin \frac{2\pi}{365} \cdot 172 - \phi + 12.125$

$1.295 = 1.295 \sin \frac{2\pi}{365} \cdot 172 - \phi$

$1 = \sin \frac{344\pi}{365} - \phi$

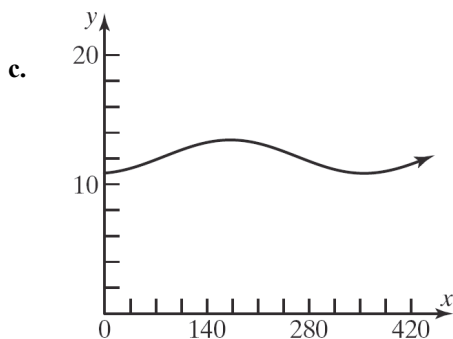
$\frac{\pi}{2} = \frac{344\pi}{365} - \phi$

$\phi \approx 1.39$

Thus, $y = 1.295 \sin \frac{2\pi}{365}x - 1.39 + 12.125$.

b. $y = 1.295 \sin \frac{2\pi}{365}(91) - 1.39 + 12.125$

≈ 12.35 hours

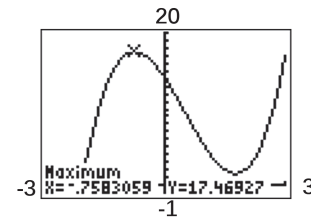
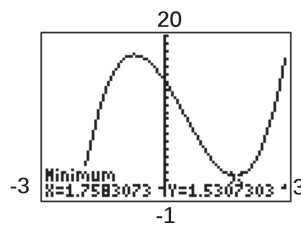


d. The actual hours of sunlight on April 1, 2014 were 12.38 hours. This is very close to the predicted amount of 12.35 hours.

39 – 40. Answers will vary.

41. $f(x) = 2x^3 - 3x^2 - 8x + 14$ on the interval $(-4, 5)$

Use MAXIMUM and MINIMUM on the graph of $y_1 = 2x^3 - 3x^2 - 8x + 14$.



local maximum: $f(-0.76) \approx 17.47$

local minimum: $f(1.76) = 1.53$

42.
$$\frac{-16(2)^2 + 5(2) - (-16(-1)^2 + 5(-1))}{2 - (-1)}$$

$$= \frac{[-16(4) + 10] - [-16 - 5]}{3}$$

$$= \frac{[-54] - [-21]}{3} = \frac{-54 + 21}{3}$$

$$= \frac{-33}{3} = -11$$

43. $\frac{7\pi}{12} \frac{180}{\pi} = 105^\circ$

$$44. \begin{aligned} x^2 - 9 &= -5 \\ x^2 &= 4 \\ x &= \pm 2 \end{aligned}$$

But only the -2 is in the domain of the part of the piecewise function.

$$\begin{aligned} -3x + 7 &= -5 \\ -3x &= -12 \\ x &= 4 \end{aligned}$$

Thus the values are $\{-2, 4\}$.

Chapter 2 Review Exercises

- $135^\circ = 135 \cdot \frac{\pi}{180}$ radian $= \frac{3\pi}{4}$ radians
- $18^\circ = 18 \cdot \frac{\pi}{180}$ radian $= \frac{\pi}{10}$ radian
- $\frac{3\pi}{4} = \frac{3\pi}{4} \cdot \frac{180}{\pi}$ degrees $= 135^\circ$
- $-\frac{5\pi}{2} = -\frac{5\pi}{2} \cdot \frac{180}{\pi}$ degrees $= -450^\circ$
- $\tan \frac{\pi}{4} - \sin \frac{\pi}{6} = 1 - \frac{1}{2} = \frac{1}{2}$
- $3 \sin 45^\circ - 4 \tan \frac{\pi}{6} = 3 \cdot \frac{\sqrt{2}}{2} - 4 \cdot \frac{\sqrt{3}}{3} = \frac{3\sqrt{2}}{2} - \frac{4\sqrt{3}}{3}$
- $6 \cos \frac{3\pi}{4} + 2 \tan \left(-\frac{\pi}{3}\right) = 6 \left(-\frac{\sqrt{2}}{2}\right) + 2(-\sqrt{3})$
 $= -3\sqrt{2} - 2\sqrt{3}$
- $\sec \left(-\frac{\pi}{3}\right) - \cot \left(-\frac{5\pi}{4}\right) = \sec \frac{\pi}{3} + \cot \frac{5\pi}{4} = 2 + 1 = 3$
- $\tan \pi + \sin \pi = 0 + 0 = 0$
- $\cos 540^\circ - \tan(-405^\circ) = -1 - (-1)$
 $= -1 + 1 = 0$

$$11. \sin^2 20^\circ + \frac{1}{\sec^2 20^\circ} = \sin^2 20^\circ + \cos^2 20^\circ = 1$$

$$12. \sec 50^\circ \cdot \cos 50^\circ = \frac{1}{\cos 50^\circ} \cdot \cos 50^\circ = 1$$

$$13. \frac{\cos(-40^\circ)}{\cos 40^\circ} = \frac{\cos 40^\circ}{\cos 40^\circ} = 1$$

$$14. \frac{\sin(-40^\circ)}{\sin 40^\circ} = \frac{-\sin 40^\circ}{\sin 40^\circ} = -1$$

$$\begin{aligned} 15. \sin 400^\circ \cdot \sec(-50^\circ) &= \sin 400^\circ \cdot \sec 50^\circ \\ &= \sin(40^\circ + 360^\circ) \cdot \frac{1}{\cos 50^\circ} \\ &= \frac{\sin 40^\circ}{\cos 50^\circ} = \frac{\sin 40^\circ}{\sin(90^\circ - 50^\circ)} \\ &= \frac{\sin 40^\circ}{\sin 40^\circ} = 1 \end{aligned}$$

$$16. \sin \theta = \frac{4}{5} \text{ and } 0 < \theta < \frac{\pi}{2}, \text{ so } \theta \text{ lies in quadrant I.}$$

Using the Pythagorean Identities:

$$\cos^2 \theta = 1 - \sin^2 \theta$$

$$\cos^2 \theta = 1 - \left(\frac{4}{5}\right)^2 = 1 - \frac{16}{25} = \frac{9}{25}$$

$$\cos \theta = \pm \sqrt{\frac{9}{25}} = \pm \frac{3}{5}$$

Note that $\cos \theta$ must be positive since θ lies in quadrant I. Thus, $\cos \theta = \frac{3}{5}$.

$$\tan \theta = \frac{\sin \theta}{\cos \theta} = \frac{\frac{4}{5}}{\frac{3}{5}} = \frac{4}{5} \cdot \frac{5}{3} = \frac{4}{3}$$

$$\csc \theta = \frac{1}{\sin \theta} = \frac{1}{\frac{4}{5}} = 1 \cdot \frac{5}{4} = \frac{5}{4}$$

$$\sec \theta = \frac{1}{\cos \theta} = \frac{1}{\frac{3}{5}} = 1 \cdot \frac{5}{3} = \frac{5}{3}$$

$$\cot \theta = \frac{1}{\tan \theta} = \frac{1}{\frac{4}{3}} = 1 \cdot \frac{3}{4} = \frac{3}{4}$$

$$17. \tan \theta = \frac{12}{5} \text{ and } \sin \theta < 0, \text{ so } \theta \text{ lies in quadrant III.}$$

Using the Pythagorean Identities:

Chapter 2: Trigonometric Functions

$$\sec^2 \theta = \tan^2 \theta + 1$$

$$\sec^2 \theta = \left(\frac{12}{5}\right)^2 + 1 = \frac{144}{25} + 1 = \frac{169}{25}$$

$$\sec \theta = \pm \sqrt{\frac{169}{25}} = \pm \frac{13}{5}$$

Note that $\sec \theta$ must be negative since θ lies in quadrant III. Thus, $\sec \theta = -\frac{13}{5}$.

$$\cos \theta = \frac{1}{\sec \theta} = \frac{1}{-\frac{13}{5}} = -\frac{5}{13}$$

$$\tan \theta = \frac{\sin \theta}{\cos \theta}, \text{ so}$$

$$\sin \theta = (\tan \theta)(\cos \theta) = \frac{12}{5} \left(-\frac{5}{13}\right) = -\frac{12}{13}$$

$$\csc \theta = \frac{1}{\sin \theta} = \frac{1}{-\frac{12}{13}} = -\frac{13}{12}$$

$$\cot \theta = \frac{1}{\tan \theta} = \frac{1}{\frac{12}{5}} = \frac{5}{12}$$

- 18.** $\sec \theta = -\frac{5}{4}$ and $\tan \theta < 0$, so θ lies in quadrant II.

Using the Pythagorean Identities:

$$\tan^2 \theta = \sec^2 \theta - 1$$

$$\tan^2 \theta = \left(-\frac{5}{4}\right)^2 - 1 = \frac{25}{16} - 1 = \frac{9}{16}$$

$$\tan \theta = \pm \sqrt{\frac{9}{16}} = \pm \frac{3}{4}$$

Note that $\tan \theta < 0$, so $\tan \theta = -\frac{3}{4}$.

$$\cos \theta = \frac{1}{\sec \theta} = \frac{1}{-\frac{5}{4}} = -\frac{4}{5}$$

$$\tan \theta = \frac{\sin \theta}{\cos \theta}, \text{ so}$$

$$\sin \theta = (\tan \theta)(\cos \theta) = -\frac{3}{4} \left(-\frac{4}{5}\right) = \frac{3}{5}$$

$$\csc \theta = \frac{1}{\sin \theta} = \frac{1}{\frac{3}{5}} = \frac{5}{3}$$

$$\cot \theta = \frac{1}{\tan \theta} = \frac{1}{-\frac{3}{4}} = -\frac{4}{3}$$

- 19.** $\sin \theta = \frac{12}{13}$ and θ lies in quadrant II.

Using the Pythagorean Identities:

$$\cos^2 \theta = 1 - \sin^2 \theta$$

$$\cos^2 \theta = 1 - \left(\frac{12}{13}\right)^2 = 1 - \frac{144}{169} = \frac{25}{169}$$

$$\cos \theta = \pm \sqrt{\frac{25}{169}} = \pm \frac{5}{13}$$

Note that $\cos \theta$ must be negative because θ lies in quadrant II. Thus, $\cos \theta = -\frac{5}{13}$.

$$\tan \theta = \frac{\sin \theta}{\cos \theta} = \frac{\frac{12}{13}}{-\frac{5}{13}} = \frac{12}{13} \left(-\frac{13}{5}\right) = -\frac{12}{5}$$

$$\csc \theta = \frac{1}{\sin \theta} = \frac{1}{\frac{12}{13}} = \frac{13}{12}$$

$$\sec \theta = \frac{1}{\cos \theta} = \frac{1}{-\frac{5}{13}} = -\frac{13}{5}$$

$$\cot \theta = \frac{1}{\tan \theta} = \frac{1}{-\frac{12}{5}} = -\frac{5}{12}$$

- 20.** $\sin \theta = -\frac{5}{13}$ and $\frac{3\pi}{2} < \theta < 2\pi$ (quadrant IV)

Using the Pythagorean Identities:

$$\cos^2 \theta = 1 - \sin^2 \theta$$

$$\cos^2 \theta = 1 - \left(-\frac{5}{13}\right)^2 = 1 - \frac{25}{169} = \frac{144}{169}$$

$$\cos \theta = \pm \sqrt{\frac{144}{169}} = \pm \frac{12}{13}$$

Note that $\cos \theta$ must be positive because θ lies in quadrant IV. Thus, $\cos \theta = \frac{12}{13}$.

$$\tan \theta = \frac{\sin \theta}{\cos \theta} = \frac{-\frac{5}{13}}{\frac{12}{13}} = -\frac{5}{13} \left(\frac{13}{12}\right) = -\frac{5}{12}$$

$$\csc \theta = \frac{1}{\sin \theta} = \frac{1}{-\frac{5}{13}} = -\frac{13}{5}$$

$$\sec \theta = \frac{1}{\cos \theta} = \frac{1}{\frac{12}{13}} = \frac{13}{12}$$

$$\cot \theta = \frac{1}{\tan \theta} = \frac{1}{-\frac{5}{12}} = -\frac{12}{5}$$

21. $\tan \theta = \frac{1}{3}$ and $180^\circ < \theta < 270^\circ$ (quadrant III)

Using the Pythagorean Identities:

$$\sec^2 \theta = \tan^2 \theta + 1$$

$$\sec^2 \theta = \left(\frac{1}{3}\right)^2 + 1 = \frac{1}{9} + 1 = \frac{10}{9}$$

$$\sec \theta = \pm \sqrt{\frac{10}{9}} = \pm \frac{\sqrt{10}}{3}$$

Note that $\sec \theta$ must be negative since θ lies in quadrant III. Thus, $\sec \theta = -\frac{\sqrt{10}}{3}$.

$$\cos \theta = \frac{1}{\sec \theta} = \frac{1}{-\frac{\sqrt{10}}{3}} = -\frac{3}{\sqrt{10}} \cdot \frac{\sqrt{10}}{\sqrt{10}} = -\frac{3\sqrt{10}}{10}$$

$$\tan \theta = \frac{\sin \theta}{\cos \theta}, \text{ so}$$

$$\sin \theta = (\tan \theta)(\cos \theta) = \frac{1}{3} \left(-\frac{3\sqrt{10}}{10}\right) = -\frac{\sqrt{10}}{10}$$

$$\csc \theta = \frac{1}{\sin \theta} = \frac{1}{-\frac{\sqrt{10}}{10}} = -\frac{10}{\sqrt{10}} = -\sqrt{10}$$

$$\cot \theta = \frac{1}{\tan \theta} = \frac{1}{\frac{1}{3}} = 3$$

22. $\sec \theta = 3$ and $\frac{3\pi}{2} < \theta < 2\pi$ (quadrant IV)

Using the Pythagorean Identities:

$$\tan^2 \theta = \sec^2 \theta - 1$$

$$\tan^2 \theta = 3^2 - 1 = 9 - 1 = 8$$

$$\tan \theta = \pm\sqrt{8} = \pm 2\sqrt{2}$$

Note that $\tan \theta$ must be negative since θ lies in quadrant IV. Thus, $\tan \theta = -2\sqrt{2}$.

$$\cos \theta = \frac{1}{\sec \theta} = \frac{1}{3}$$

$$\tan \theta = \frac{\sin \theta}{\cos \theta}, \text{ so}$$

$$\sin \theta = (\tan \theta)(\cos \theta) = -2\sqrt{2} \left(\frac{1}{3}\right) = -\frac{2\sqrt{2}}{3}$$

$$\csc \theta = \frac{1}{\sin \theta} = \frac{1}{-\frac{2\sqrt{2}}{3}} = -\frac{3}{2\sqrt{2}} \cdot \frac{\sqrt{2}}{\sqrt{2}} = -\frac{3\sqrt{2}}{4}$$

$$\cot \theta = \frac{1}{\tan \theta} = \frac{1}{-2\sqrt{2}} \cdot \frac{\sqrt{2}}{\sqrt{2}} = -\frac{\sqrt{2}}{4}$$

23. $\cot \theta = -2$ and $\frac{\pi}{2} < \theta < \pi$ (quadrant II)

Using the Pythagorean Identities:

$$\csc^2 \theta = 1 + \cot^2 \theta$$

$$\csc^2 \theta = 1 + (-2)^2 = 1 + 4 = 5$$

$$\csc \theta = \pm\sqrt{5}$$

Note that $\csc \theta$ must be positive because θ lies in quadrant II. Thus, $\csc \theta = \sqrt{5}$.

$$\sin \theta = \frac{1}{\csc \theta} = \frac{1}{\sqrt{5}} \cdot \frac{\sqrt{5}}{\sqrt{5}} = \frac{\sqrt{5}}{5}$$

$$\cot \theta = \frac{\cos \theta}{\sin \theta}, \text{ so}$$

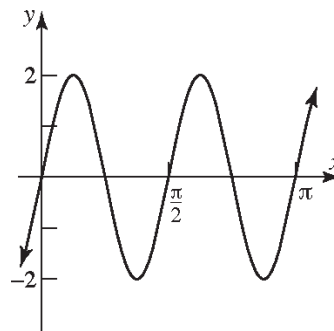
$$\cos \theta = (\cot \theta)(\sin \theta) = -2 \left(\frac{\sqrt{5}}{5}\right) = -\frac{2\sqrt{5}}{5}$$

$$\tan \theta = \frac{1}{\cot \theta} = \frac{1}{-2} = -\frac{1}{2}$$

$$\sec \theta = \frac{1}{\cos \theta} = \frac{1}{-\frac{2\sqrt{5}}{5}} = -\frac{5}{2\sqrt{5}} = -\frac{\sqrt{5}}{2}$$

24. $y = 2\sin(4x)$

The graph of $y = \sin x$ is stretched vertically by a factor of 2 and compressed horizontally by a factor of $\frac{1}{4}$.



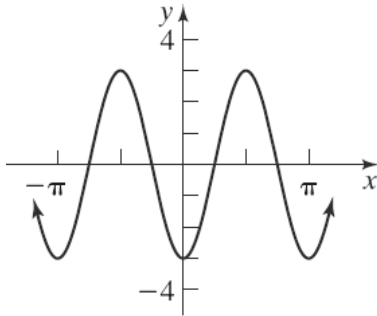
Domain: $(-\infty, \infty)$

Range: $[-2, 2]$

Chapter 2: Trigonometric Functions

25. $y = -3 \cos(2x)$

The graph of $y = \cos x$ is stretched vertically by a factor of 3, reflected across the x -axis, and compressed horizontally by a factor of $\frac{1}{2}$.

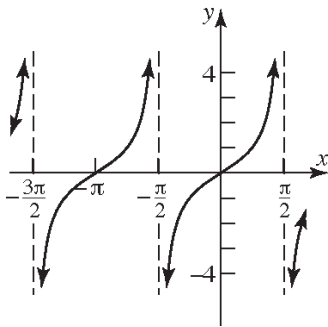


Domain: $(-\infty, \infty)$

Range: $[-3, 3]$

26. $y = \tan(x + \pi)$

The graph of $y = \tan x$ is shifted π units to the left.

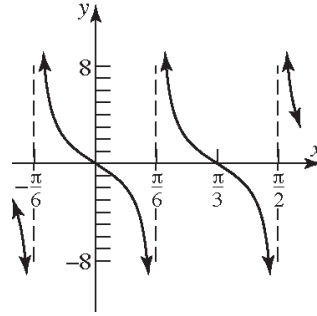


Domain: $\left\{x \mid x \neq \frac{k\pi}{2}, k \text{ is an odd integer}\right\}$

Range: $(-\infty, \infty)$

27. $y = -2 \tan(3x)$

The graph of $y = \tan x$ is stretched vertically by a factor of 2, reflected across the x -axis, and compressed horizontally by a factor of $\frac{1}{3}$.

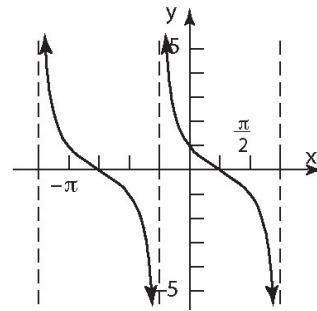


Domain: $\left\{x \mid x \neq \frac{\pi}{6} + k \cdot \frac{\pi}{3}, k \text{ is an integer}\right\}$

Range: $(-\infty, \infty)$

28. $y = \cot\left(x + \frac{\pi}{4}\right)$

The graph of $y = \cot x$ is shifted $\frac{\pi}{4}$ units to the left.

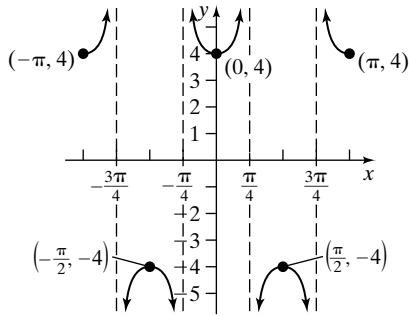


Domain: $\left\{x \mid x \neq -\frac{\pi}{4} + k\pi, k \text{ is an integer}\right\}$

Range: $(-\infty, \infty)$

29. $y = 4 \sec(2x)$

The graph of $y = \sec x$ is stretched vertically by a factor of 4 and compressed horizontally by a factor of $\frac{1}{2}$.

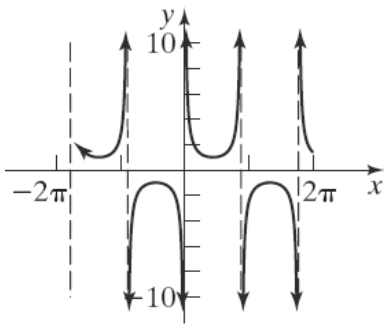


Domain: $\left\{x \mid x \neq \frac{k\pi}{4}, k \text{ is an odd integer}\right\}$

Range: $\{y \mid y \leq -4 \text{ or } y \geq 4\}$

30. $y = \csc\left(x + \frac{\pi}{4}\right)$

The graph of $y = \csc x$ is shifted $\frac{\pi}{4}$ units to the left.

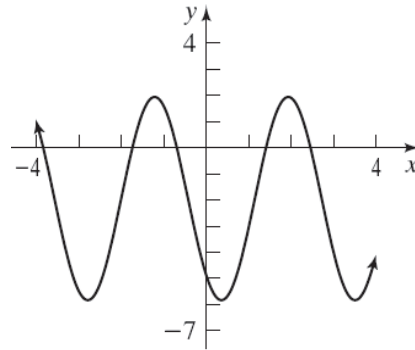


Domain: $\left\{x \mid x \neq -\frac{\pi}{4} + k\pi, k \text{ is an integer}\right\}$

Range: $\{y \mid y \leq -1 \text{ or } y \geq 1\}$

31. $y = 4 \sin(2x + 4) - 2$

The graph of $y = \sin x$ is shifted left 4 units, compressed horizontally by a factor of $\frac{1}{2}$, stretched vertically by a factor of 4, and shifted down 2 units.

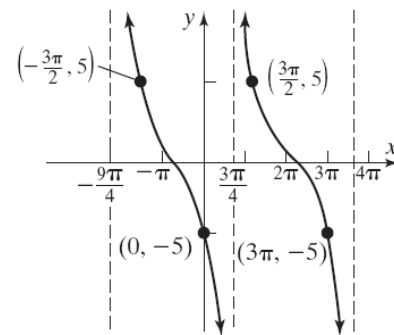


Domain: $(-\infty, \infty)$

Range: $[-6, 2]$

32. $y = 5 \cot\left(\frac{x}{3} - \frac{\pi}{4}\right)$

The graph of $y = \cot x$ is shifted right $\frac{\pi}{4}$ units, stretched horizontally by a factor of 3, and stretched vertically by a factor of 5.



Domain: $\left\{x \mid x \neq \frac{3\pi}{4} + k \cdot 3\pi, k \text{ is an integer}\right\}$

Range: $(-\infty, \infty)$

33. $y = \sin(2x)$

Amplitude = $|1| = 1$; Period = $\frac{2\pi}{2} = \pi$

34. $y = -2 \cos(3\pi x)$

Amplitude = $|-2| = 2$; Period = $\frac{2\pi}{3\pi} = \frac{2}{3}$

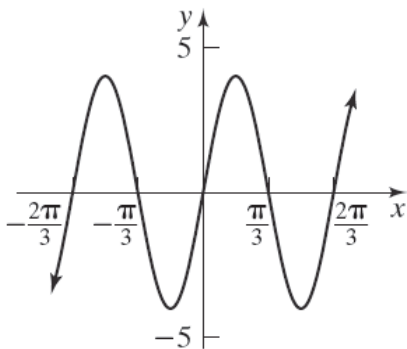
Chapter 2: Trigonometric Functions

35. $y = 4 \sin(3x)$

Amplitude: $|A| = |4| = 4$

Period: $T = \frac{2\pi}{\omega} = \frac{2\pi}{3}$

Phase Shift: $\frac{\phi}{\omega} = \frac{0}{3} = 0$

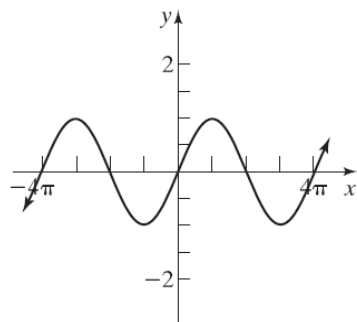


36. $y = -\cos\left(\frac{1}{2}x + \frac{\pi}{2}\right)$

Amplitude: $|A| = |-1| = 1$

Period: $T = \frac{2\pi}{\omega} = \frac{2\pi}{\frac{1}{2}} = 4\pi$

Phase Shift: $\frac{\phi}{\omega} = \frac{-\frac{\pi}{2}}{\frac{1}{2}} = -\pi$

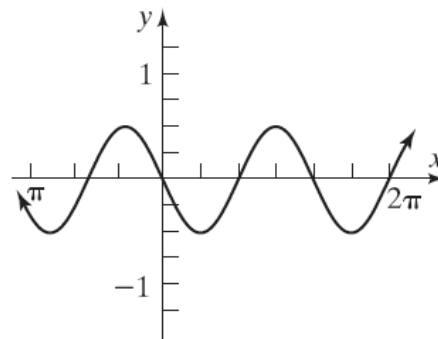


37. $y = \frac{1}{2} \sin\left(\frac{3}{2}x - \pi\right)$

Amplitude: $|A| = \left|\frac{1}{2}\right| = \frac{1}{2}$

Period: $T = \frac{2\pi}{\omega} = \frac{2\pi}{\frac{3}{2}} = \frac{4\pi}{3}$

Phase Shift: $\frac{\phi}{\omega} = \frac{\pi}{\frac{3}{2}} = \frac{2\pi}{3}$

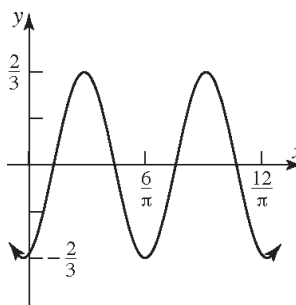


38. $y = -\frac{2}{3} \cos(\pi x - 6)$

Amplitude: $|A| = \left|-\frac{2}{3}\right| = \frac{2}{3}$

Period: $T = \frac{2\pi}{\omega} = \frac{2\pi}{\pi} = 2$

Phase Shift: $\frac{\phi}{\omega} = \frac{6}{\pi}$



39. The graph is a cosine graph with amplitude 5 and period 8π .

Find ω : $8\pi = \frac{2\pi}{\omega}$

$$8\pi\omega = 2\pi$$

$$\omega = \frac{2\pi}{8\pi} = \frac{1}{4}$$

40. The graph is a reflected sine graph with amplitude 7 and period 8.

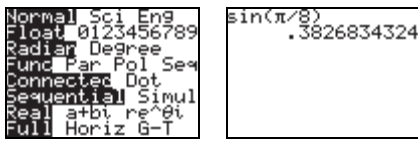
Find ω : $8 = \frac{2\pi}{\omega}$

$$8\omega = 2\pi$$

$$\omega = \frac{2\pi}{8} = \frac{\pi}{4}$$

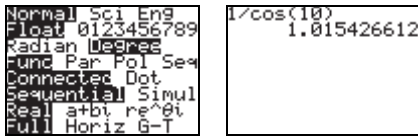
The equation is: $y = -7 \sin\left(\frac{\pi}{4}x\right)$.

41. Set the calculator to radian mode: $\sin \frac{\pi}{8} \approx 0.38$.



42. Set the calculator to degree mode:

$$\sec 10^\circ = \frac{1}{\cos 10^\circ} \approx 1.02$$



43. Terminal side of θ in quadrant III implies

$$\begin{aligned} \sin \theta < 0 & \quad \csc \theta < 0 \\ \cos \theta < 0 & \quad \sec \theta < 0 \\ \tan \theta > 0 & \quad \cot \theta > 0 \end{aligned}$$

44. $\cos \theta > 0$, $\tan \theta < 0$; θ lies in quadrant IV.

45. $P = \left(-\frac{1}{3}, \frac{2\sqrt{2}}{3}\right)$

$$\sin t = \frac{2\sqrt{2}}{3}; \quad \csc t = \frac{1}{\left(\frac{2\sqrt{2}}{3}\right)} = \frac{3}{2\sqrt{2}} \cdot \frac{\sqrt{2}}{\sqrt{2}} = \frac{3\sqrt{2}}{4}$$

$$\cos t = -\frac{1}{3}; \quad \sec t = \frac{1}{\left(-\frac{1}{3}\right)} = -3$$

$$\tan t = \frac{\left(\frac{2\sqrt{2}}{3}\right)}{\left(-\frac{1}{3}\right)} = \frac{2\sqrt{2}}{3} \cdot \left(-\frac{3}{1}\right) = -2\sqrt{2};$$

$$\cot t = \frac{1}{-2\sqrt{2}} \cdot \frac{\sqrt{2}}{\sqrt{2}} = -\frac{\sqrt{2}}{4}$$

46. The point $P = (-2, 5)$ is on a circle of radius

$$r = \sqrt{(-2)^2 + 5^2} = \sqrt{4 + 25} = \sqrt{29} \text{ with the center at the origin. So, we have } x = -2, y = 5, \text{ and}$$

$$r = \sqrt{29}. \text{ Thus, } \sin t = \frac{y}{r} = \frac{5}{\sqrt{29}} = \frac{5\sqrt{29}}{29};$$

$$\cos t = \frac{x}{r} = \frac{-2}{\sqrt{29}} = -\frac{2\sqrt{29}}{29}; \quad \tan t = \frac{y}{x} = -\frac{5}{2}.$$

47. The domain of $y = \sec x$ is

$$\left\{x \mid x \neq \text{odd multiple of } \frac{\pi}{2}\right\}.$$

The range of $y = \sec x$ is $\{y \mid y \leq -1 \text{ or } y \geq 1\}$.

The period is 2π .

48. a. $32^\circ 20' 35'' = 32 + \frac{20}{60} + \frac{35}{3600} \approx 32.34^\circ$

- b. 63.18°

$$0.18^\circ = (0.18)(60') = 10.8'$$

$$0.8' = (0.8)(60'') = 48''$$

$$\text{Thus, } 63.18^\circ = 63^\circ 10' 48''$$

49. $r = 2$ feet, $\theta = 30^\circ$ or $\theta = \frac{\pi}{6}$

$$s = r\theta = 2 \cdot \frac{\pi}{6} = \frac{\pi}{3} \approx 1.047 \text{ feet}$$

$$A = \frac{1}{2} \cdot r^2 \theta = \frac{1}{2} \cdot (2)^2 \cdot \frac{\pi}{6} = \frac{\pi}{3} \approx 1.047 \text{ square feet}$$

50. In 30 minutes: $r = 8$ inches, $\theta = 180^\circ$ or $\theta = \pi$

$$s = r\theta = 8 \cdot \pi = 8\pi \approx 25.13 \text{ inches}$$

In 20 minutes: $r = 8$ inches, $\theta = 120^\circ$ or $\theta = \frac{2\pi}{3}$

$$s = r\theta = 8 \cdot \frac{2\pi}{3} = \frac{16\pi}{3} \approx 16.76 \text{ inches}$$

51. $v = 180$ mi/hr; $d = \frac{1}{2}$ mile

$$r = \frac{1}{4} = 0.25 \text{ mile}$$

$$\begin{aligned} \omega &= \frac{v}{r} = \frac{180 \text{ mi/hr}}{0.25 \text{ mi}} \\ &= 720 \text{ rad/hr} \\ &= \frac{720 \text{ rad}}{\text{hr}} \cdot \frac{1 \text{ rev}}{2\pi \text{ rad}} \\ &= \frac{360 \text{ rev}}{\pi \text{ hr}} \\ &\approx 114.6 \text{ rev/hr} \end{aligned}$$

52. Since there are two lights on opposite sides and the light is seen every 5 seconds, the beacon makes 1 revolution every 10 seconds:

$$\omega = \frac{1 \text{ rev}}{10 \text{ sec}} \cdot \frac{2\pi \text{ radians}}{1 \text{ rev}} = \frac{\pi}{5} \text{ radians/second}$$

Chapter 2: Trigonometric Functions

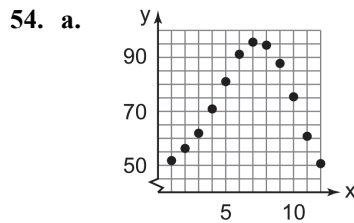
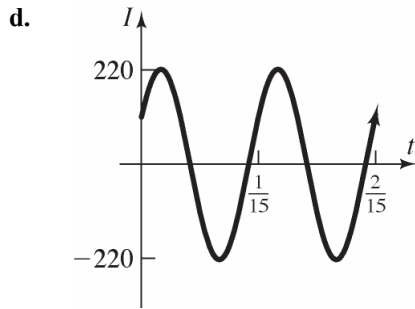
53. $I(t) = 220 \sin\left(30\pi t + \frac{\pi}{6}\right), \quad t \geq 0$

a. Period = $\frac{2\pi}{30\pi} = \frac{1}{15}$

b. The amplitude is 220.

c. The phase shift is:

$$\frac{\phi}{\omega} = \frac{-\frac{\pi}{6}}{30\pi} = -\frac{\pi}{6} \cdot \frac{1}{30\pi} = -\frac{1}{180}$$



b. Amplitude: $A = \frac{95 - 55}{2} = \frac{40}{2} = 20$

Vertical Shift: $\frac{95 + 55}{2} = \frac{150}{2} = 75$

$$\omega = \frac{2\pi}{12} = \frac{\pi}{6}$$

Phase shift (use $y = 55, x = 1$):

$$55 = 20 \sin \frac{\pi}{6} \cdot 1 - \phi + 75$$

$$-20 = 20 \sin \frac{\pi}{6} - \phi$$

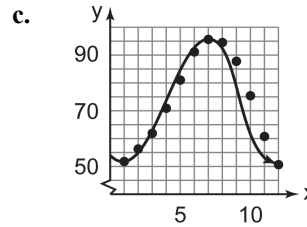
$$-1 = \sin \frac{\pi}{6} - \phi$$

$$-\frac{\pi}{2} = \frac{\pi}{6} - \phi$$

$$\phi = \frac{2\pi}{3}$$

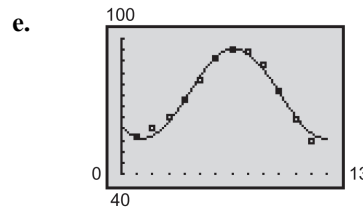
Thus, $y = 20 \sin \frac{\pi}{6} x - \frac{2\pi}{3} + 75$, or

$$y = 20 \sin \frac{\pi}{6} (x - 4) + 75.$$

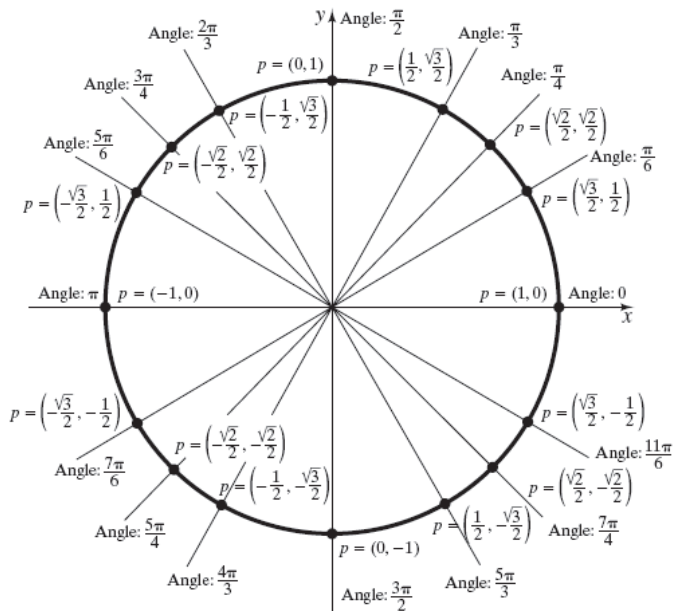


d. $y = 19.81 \sin(0.543x - 2.296) + 75.66$

```
SinReg
y=a*sin(bx+c)+d
a=19.51784935
b=.5409674161
c=-2.282685569
d=71.01422018
```



55.



Chapter 2 Test

- $260^\circ = 260 \cdot 1 \text{ degree}$
 $= 260 \cdot \frac{\pi}{180} \text{ radian}$
 $= \frac{260\pi}{180} \text{ radian} = \frac{13\pi}{9} \text{ radian}$
- $-400^\circ = -400 \cdot 1 \text{ degree}$
 $= -400 \cdot \frac{\pi}{180} \text{ radian}$
 $= -\frac{400\pi}{180} \text{ radian} = -\frac{20\pi}{9} \text{ radian}$
- $13^\circ = 13 \cdot 1 \text{ degree} = 13 \cdot \frac{\pi}{180} \text{ radian} = \frac{13\pi}{180} \text{ radian}$
- $-\frac{\pi}{8} \text{ radian} = -\frac{\pi}{8} \cdot 1 \text{ radian}$
 $= -\frac{\pi}{8} \cdot \frac{180}{\pi} \text{ degrees} = -22.5^\circ$
- $\frac{9\pi}{2} \text{ radian} = \frac{9\pi}{2} \cdot 1 \text{ radian}$
 $= \frac{9\pi}{2} \cdot \frac{180}{\pi} \text{ degrees} = 810^\circ$
- $\frac{3\pi}{4} \text{ radian} = \frac{3\pi}{4} \cdot 1 \text{ radian}$
 $= \frac{3\pi}{4} \cdot \frac{180}{\pi} \text{ degrees} = 135^\circ$
- $\sin \frac{\pi}{6} = \frac{1}{2}$
- $\cos\left(-\frac{5\pi}{4}\right) - \cos\left(\frac{3\pi}{4}\right) = \cos\left(-\frac{5\pi}{4} + 2\pi\right) - \cos\left(\frac{3\pi}{4}\right)$
 $= \cos\left(\frac{3\pi}{4}\right) - \cos\left(\frac{3\pi}{4}\right) = 0$
- $\cos(-120^\circ) = \cos(120^\circ) = -\frac{1}{2}$
- $\tan 330^\circ = \tan(150^\circ + 180^\circ) = \tan(150^\circ) = -\frac{\sqrt{3}}{3}$
- $\sin \frac{\pi}{2} - \tan \frac{19\pi}{4} = \sin \frac{\pi}{2} - \tan\left(\frac{3\pi}{4} + 4\pi\right)$
 $= \sin \frac{\pi}{2} - \tan\left(\frac{3\pi}{4}\right) = 1 - (-1) = 2$

$$12. \quad 2\sin^2 60^\circ - 3\cos 45^\circ = 2\left(\frac{\sqrt{3}}{2}\right)^2 - 3\left(\frac{\sqrt{2}}{2}\right)$$

$$= 2\left(\frac{3}{4}\right) - \frac{3\sqrt{2}}{2} = \frac{3}{2} - \frac{3\sqrt{2}}{2} = \frac{3(1-\sqrt{2})}{2}$$

13. Set the calculator to degree mode: $\sin 17^\circ \approx 0.292$

Normal	Sci	Eng	sin(17)
Float	0123456789		.2923717047
Radian	Degree		
Func	Par	Pol	Seq
Connected	Dot		
Sequential	Simul		
Real	a+bi	re^iθ	
Full	Horiz	G-T	

14. Set the calculator to radian mode: $\cos \frac{2\pi}{5} \approx 0.309$

Normal	Sci	Eng	cos(2π/5)
Float	0123456789		.3090169944
Radian	Degree		
Func	Par	Pol	Seq
Connected	Dot		
Sequential	Simul		
Real	a+bi	re^iθ	
Full	Horiz	G-T	

15. Set the calculator to degree mode:

$$\sec 229^\circ = \frac{1}{\cos 229^\circ} \approx -1.524$$

Normal	Sci	Eng	1/cos(229)
Float	0123456789		-1.524253087
Radian	Degree		
Func	Par	Pol	Seq
Connected	Dot		
Sequential	Simul		
Real	a+bi	re^iθ	
Full	Horiz	G-T	

16. Set the calculator to radian mode:

$$\cot \frac{28\pi}{9} = \frac{1}{\tan \frac{28\pi}{9}} \approx 2.747$$

Normal	Sci	Eng	1/tan(28π/9)
Float	0123456789		2.747477419
Radian	Degree		
Func	Par	Pol	Seq
Connected	Dot		
Sequential	Simul		
Real	a+bi	re^iθ	
Full	Horiz	G-T	

17. To remember the sign of each trig function, we primarily need to remember that $\sin \theta$ is positive in quadrants I and II, while $\cos \theta$ is positive in quadrants I and IV. The sign of the other four trig functions can be determined directly from sine and cosine by knowing

$$\tan \theta = \frac{\sin \theta}{\cos \theta}, \quad \sec \theta = \frac{1}{\cos \theta}, \quad \csc \theta = \frac{1}{\sin \theta}, \quad \text{and}$$

$$\cot \theta = \frac{\cos \theta}{\sin \theta}.$$

Chapter 2: Trigonometric Functions

	$\sin \theta$	$\cos \theta$	$\tan \theta$	$\sec \theta$	$\csc \theta$	$\cot \theta$
θ in QI	+	+	+	+	+	+
θ in QII	+	-	-	-	+	-
θ in QIII	-	-	+	-	-	+
θ in QIV	-	+	-	+	-	-

18. Because $f(x) = \sin x$ is an odd function and

since $f(a) = \sin a = \frac{3}{5}$, then

$$f(-a) = \sin(-a) = -\sin a = -\frac{3}{5}.$$

19. $\sin \theta = \frac{5}{7}$ and θ in quadrant II.

Using the Pythagorean Identities:

$$\cos^2 \theta = 1 - \sin^2 \theta = 1 - \left(\frac{5}{7}\right)^2 = 1 - \frac{25}{49} = \frac{24}{49}$$

$$\cos \theta = \pm \sqrt{\frac{24}{49}} = \pm \frac{2\sqrt{6}}{7}$$

Note that $\cos \theta$ must be negative because θ lies in quadrant II. Thus, $\cos \theta = -\frac{2\sqrt{6}}{7}$.

$$\tan \theta = \frac{\sin \theta}{\cos \theta} = \frac{\frac{5}{7}}{-\frac{2\sqrt{6}}{7}} = \frac{5}{7} \left(-\frac{7}{2\sqrt{6}} \right) \cdot \frac{\sqrt{6}}{\sqrt{6}} = -\frac{5\sqrt{6}}{12}$$

$$\csc \theta = \frac{1}{\sin \theta} = \frac{1}{\frac{5}{7}} = \frac{7}{5}$$

$$\sec \theta = \frac{1}{\cos \theta} = \frac{1}{-\frac{2\sqrt{6}}{7}} = -\frac{7}{2\sqrt{6}} \cdot \frac{\sqrt{6}}{\sqrt{6}} = -\frac{7\sqrt{6}}{12}$$

$$\cot \theta = \frac{1}{\tan \theta} = \frac{1}{-\frac{5\sqrt{6}}{12}} = -\frac{12}{5\sqrt{6}} \cdot \frac{\sqrt{6}}{\sqrt{6}} = -\frac{2\sqrt{6}}{5}$$

20. $\cos \theta = \frac{2}{3}$ and $\frac{3\pi}{2} < \theta < 2\pi$ (in quadrant IV).

Using the Pythagorean Identities:

$$\sin^2 \theta = 1 - \cos^2 \theta = 1 - \left(\frac{2}{3}\right)^2 = 1 - \frac{4}{9} = \frac{5}{9}$$

$$\sin \theta = \pm \sqrt{\frac{5}{9}} = \pm \frac{\sqrt{5}}{3}$$

Note that $\sin \theta$ must be negative because θ lies in quadrant IV. Thus, $\sin \theta = -\frac{\sqrt{5}}{3}$.

$$\tan \theta = \frac{\sin \theta}{\cos \theta} = \frac{-\frac{\sqrt{5}}{3}}{\frac{2}{3}} = -\frac{\sqrt{5}}{3} \cdot \frac{3}{2} = -\frac{\sqrt{5}}{2}$$

$$\csc \theta = \frac{1}{\sin \theta} = \frac{1}{-\frac{\sqrt{5}}{3}} = -\frac{3}{\sqrt{5}} \cdot \frac{\sqrt{5}}{\sqrt{5}} = -\frac{3\sqrt{5}}{5}$$

$$\sec \theta = \frac{1}{\cos \theta} = \frac{1}{\frac{2}{3}} = \frac{3}{2}$$

$$\cot \theta = \frac{1}{\tan \theta} = \frac{1}{-\frac{\sqrt{5}}{2}} = -\frac{2}{\sqrt{5}} \cdot \frac{\sqrt{5}}{\sqrt{5}} = -\frac{2\sqrt{5}}{5}$$

21. $\tan \theta = -\frac{12}{5}$ and $\frac{\pi}{2} < \theta < \pi$ (in quadrant II)

Using the Pythagorean Identities:

$$\sec^2 \theta = \tan^2 \theta + 1 = \left(-\frac{12}{5}\right)^2 + 1 = \frac{144}{25} + 1 = \frac{169}{25}$$

$$\sec \theta = \pm \sqrt{\frac{169}{25}} = \pm \frac{13}{5}$$

Note that $\sec \theta$ must be negative since θ lies in quadrant II. Thus, $\sec \theta = -\frac{13}{5}$.

$$\cos \theta = \frac{1}{\sec \theta} = \frac{1}{-\frac{13}{5}} = -\frac{5}{13}$$

$$\tan \theta = \frac{\sin \theta}{\cos \theta}, \text{ so}$$

$$\sin \theta = (\tan \theta)(\cos \theta) = -\frac{12}{5} \left(-\frac{5}{13} \right) = \frac{12}{13}$$

$$\csc \theta = \frac{1}{\sin \theta} = \frac{1}{\frac{12}{13}} = \frac{13}{12}$$

$$\cot \theta = \frac{1}{\tan \theta} = \frac{1}{-\frac{12}{5}} = -\frac{5}{12}$$

22. The point $(2, 7)$ lies in quadrant I with $x = 2$ and $y = 7$. Since $x^2 + y^2 = r^2$, we have

$$r = \sqrt{2^2 + 7^2} = \sqrt{53}. \text{ So,}$$

$$\sin \theta = \frac{y}{r} = \frac{7}{\sqrt{53}} = \frac{7}{\sqrt{53}} \cdot \frac{\sqrt{53}}{\sqrt{53}} = \frac{7\sqrt{53}}{53}.$$

23. The point $(-5, 11)$ lies in quadrant II with $x = -5$ and $y = 11$. Since $x^2 + y^2 = r^2$, we have $r = \sqrt{(-5)^2 + 11^2} = \sqrt{146}$. So,

$$\cos \theta = \frac{x}{r} = \frac{-5}{\sqrt{146}} = \frac{-5}{\sqrt{146}} \cdot \frac{\sqrt{146}}{\sqrt{146}} = -\frac{5\sqrt{146}}{146}.$$

24. The point $(6, -3)$ lies in quadrant IV with $x = 6$ and $y = -3$. Since $x^2 + y^2 = r^2$, we have

$$r = \sqrt{6^2 + (-3)^2} = \sqrt{45} = 3\sqrt{5}. \text{ So,}$$

$$\tan \theta = \frac{y}{x} = \frac{-3}{6} = -\frac{1}{2}$$

25. Comparing $y = 2 \sin\left(\frac{x}{3} - \frac{\pi}{6}\right)$ to

$y = A \sin(\omega x - \phi)$, we see that

$$A = 2, \omega = \frac{1}{3}, \text{ and } \phi = \frac{\pi}{6}. \text{ The graph is a sine}$$

curve with amplitude $|A| = 2$, period

$$T = \frac{2\pi}{\omega} = \frac{2\pi}{1/3} = 6\pi, \text{ and phase shift}$$

$$= \frac{\phi}{\omega} = \frac{\pi/6}{1/3} = \frac{\pi}{2}. \text{ The graph of } y = 2 \sin\left(\frac{x}{3} - \frac{\pi}{6}\right)$$

will lie between -2 and 2 on the y -axis. One

period will begin at $x = \frac{\phi}{\omega} = \frac{\pi}{2}$ and end at

$$x = \frac{2\pi}{\omega} + \frac{\phi}{\omega} = 6\pi + \frac{\pi}{2} = \frac{13\pi}{2}. \text{ We divide the}$$

interval $\left[\frac{\pi}{2}, \frac{13\pi}{2}\right]$ into four subintervals, each of

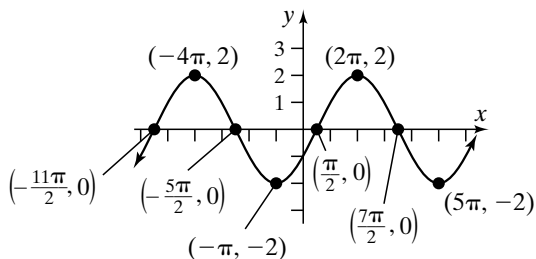
$$\text{length } \frac{6\pi}{4} = \frac{3\pi}{2}.$$

$$\left[\frac{\pi}{2}, 2\pi\right], \left[2\pi, \frac{7\pi}{2}\right], \left[\frac{7\pi}{2}, 5\pi\right], \left[5\pi, \frac{13\pi}{2}\right]$$

The five key points on the graph are

$$\left(\frac{\pi}{2}, 0\right), (2\pi, 2), \left(\frac{7\pi}{2}, 0\right), (5\pi, -2), \left(\frac{13\pi}{2}, 0\right)$$

We plot these five points and fill in the graph of the sine function. The graph can then be extended in both directions.



26. $y = \tan\left(-x + \frac{\pi}{4}\right) + 2$

Begin with the graph of $y = \tan x$, and shift it

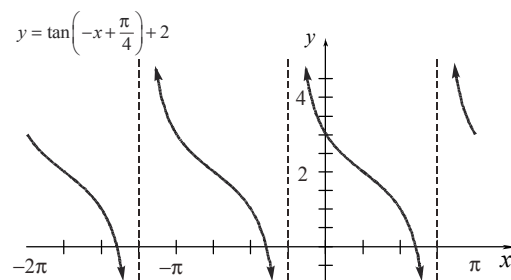
$\frac{\pi}{4}$ units to the left to obtain the graph of

$y = \tan\left(x + \frac{\pi}{4}\right)$. Next, reflect this graph about

the y -axis to obtain the graph of $y = \tan\left(-x + \frac{\pi}{4}\right)$.

Finally, shift the graph up 2 units to obtain the

graph of $y = \tan\left(-x + \frac{\pi}{4}\right) + 2$.



27. For a sinusoidal graph of the form

$y = A \sin(\omega x - \phi)$, the amplitude is given by

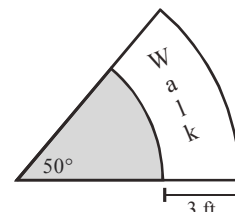
$|A|$, the period is given by $\frac{2\pi}{\omega}$, and the phase

shift is given by $\frac{\phi}{\omega}$. Therefore, we have $A = -3$,

$\omega = 3$, and $\phi = 3\left(-\frac{\pi}{4}\right) = -\frac{3\pi}{4}$. The equation

for the graph is $y = -3 \sin\left(3x + \frac{3\pi}{4}\right)$.

28. The area of the walk is the difference between the area of the larger sector and the area of the smaller shaded sector.



The area of the walk is given by

$$A = \frac{1}{2}R^2\theta - \frac{1}{2}r^2\theta, \\ = \frac{\theta}{2}(R^2 - r^2)$$

where R is the radius of the larger sector and r is

Chapter 2: Trigonometric Functions

the radius of the smaller sector. The larger radius is 3 feet longer than the smaller radius because the walk is to be 3 feet wide. Therefore,

$$R = r + 3, \text{ and}$$

$$\begin{aligned} A &= \frac{\theta}{2} \left((r+3)^2 - r^2 \right) \\ &= \frac{\theta}{2} (r^2 + 6r + 9 - r^2) \\ &= \frac{\theta}{2} (6r + 9) \end{aligned}$$

The shaded sector has an arc length of 25 feet and a central angle of $50^\circ = \frac{5\pi}{18}$ radians. The

radius of this sector is $r = \frac{s}{\theta} = \frac{25}{\frac{5\pi}{18}} = \frac{90}{\pi}$ feet.

Thus, the area of the walk is given by

$$\begin{aligned} A &= \frac{\frac{5\pi}{18}}{2} \left(6 \left(\frac{90}{\pi} \right) + 9 \right) = \frac{5\pi}{36} \left(\frac{540}{\pi} + 9 \right) \\ &= 75 + \frac{5\pi}{4} \text{ ft}^2 \approx 78.93 \text{ ft}^2 \end{aligned}$$

29. To throw the hammer 83.19 meters, we need

$$s = \frac{v_0^2}{g}$$

$$83.19 \text{ m} = \frac{v_0^2}{9.8 \text{ m/s}^2}$$

$$v_0^2 = 815.262 \text{ m}^2/\text{s}^2$$

$$v_0 = 28.553 \text{ m/s}$$

Linear speed and angular speed are related according to the formula $v = r \cdot \omega$. The radius is $r = 190 \text{ cm} = 1.9 \text{ m}$. Thus, we have

$$28.553 = r \cdot \omega$$

$$28.553 = (1.9) \omega$$

$$\omega = 15.028 \text{ radians per second}$$

$$\begin{aligned} \omega &= 15.028 \frac{\text{radians}}{\text{sec}} \cdot \frac{60 \text{ sec}}{1 \text{ min}} \cdot \frac{1 \text{ revolution}}{2\pi \text{ radians}} \\ &\approx 143.5 \text{ revolutions per minute (rpm)} \end{aligned}$$

To throw the hammer 83.19 meters, Adrian must have been swinging it at a rate of 143.5 rpm upon release.

Chapter 2 Cumulative Review

1. $2x^2 + x - 1 = 0$

$$(2x-1)(x+1) = 0$$

$$x = \frac{1}{2} \text{ or } x = -1$$

The solution set is $\left\{-1, \frac{1}{2}\right\}$.

2. Slope = -3, containing (-2,5)

$$\text{Using } y - y_1 = m(x - x_1)$$

$$y - 5 = -3(x - (-2))$$

$$y - 5 = -3(x + 2)$$

$$y - 5 = -3x - 6$$

$$y = -3x - 1$$

3. radius = 4, center (0,-2)

$$\text{Using } (x-h)^2 + (y-k)^2 = r^2$$

$$(x-0)^2 + (y-(-2))^2 = 4^2$$

$$x^2 + (y+2)^2 = 16$$

4. $2x - 3y = 12$

This equation yields a line.

$$2x - 3y = 12$$

$$-3y = -2x + 12$$

$$y = \frac{2}{3}x - 4$$

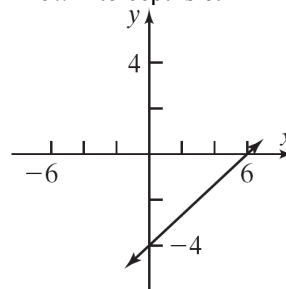
The slope is $m = \frac{2}{3}$ and the y -intercept is -4 .

$$\text{Let } y = 0: 2x - 3(0) = 12$$

$$2x = 12$$

$$x = 6$$

The x -intercept is 6.



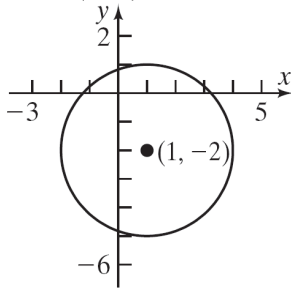
5. $x^2 + y^2 - 2x + 4y - 4 = 0$

$$x^2 - 2x + 1 + y^2 + 4y + 4 = 4 + 1 + 4$$

$$(x-1)^2 + (y+2)^2 = 9$$

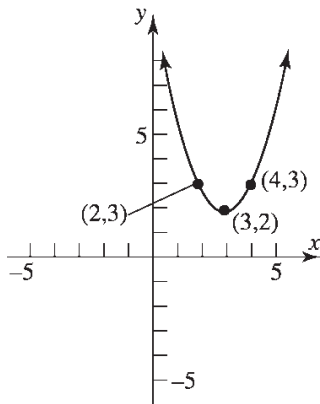
$$(x-1)^2 + (y+2)^2 = 3^2$$

This equation yields a circle with radius 3 and center $(1, -2)$.

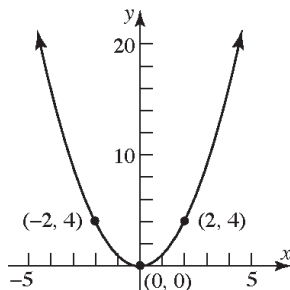


6. $y = (x-3)^2 + 2$

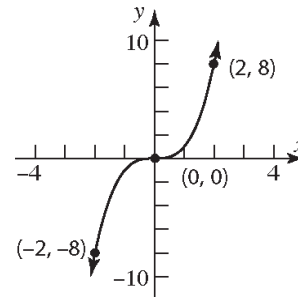
Using the graph of $y = x^2$, horizontally shift to the right 3 units, and vertically shift up 2 units.



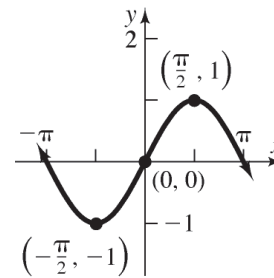
7. a. $y = x^2$



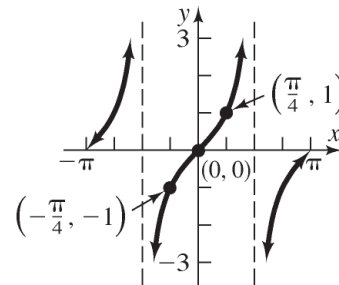
b. $y = x^3$



c. $y = \sin x$



d. $y = \tan x$



8. $f(x) = 3x - 2$

$$y = 3x - 2$$

$$x = 3y - 2 \quad \text{Inverse}$$

$$x + 2 = 3y$$

$$\frac{x+2}{3} = y$$

$$f^{-1}(x) = \frac{x+2}{3} = \frac{1}{3}(x+2)$$

9. Since $(\sin \theta)^2 + (\cos \theta)^2 = 1$, then

$$(\sin 14^\circ)^2 + (\cos 14^\circ)^2 - 3 = 1 - 3 = -2$$

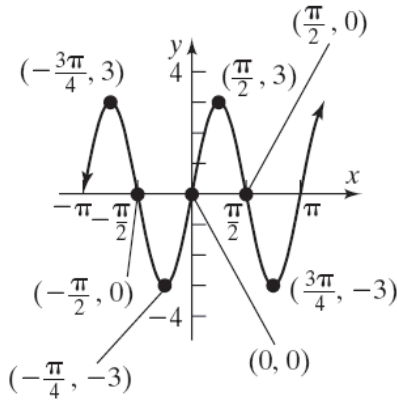
Chapter 2: Trigonometric Functions

10. $y = 3 \sin(2x)$

Amplitude: $|A| = |3| = 3$

Period: $T = \frac{2\pi}{2} = \pi$

Phase Shift: $\frac{\phi}{\omega} = \frac{0}{2} = 0$



11. $\tan \frac{\pi}{4} - 3 \cos \frac{\pi}{6} + \csc \frac{\pi}{6} = 1 - 3 \left(\frac{\sqrt{3}}{2} \right) + 2$
 $= 3 - \frac{3\sqrt{3}}{2}$
 $= \frac{6 - 3\sqrt{3}}{2}$

12. The graph is a cosine graph with amplitude 3 and period 12.

Find ω : $12 = \frac{2\pi}{\omega}$

$12\omega = 2\pi$

$\omega = \frac{2\pi}{12} = \frac{\pi}{6}$

The equation is: $y = 3 \cos \left(\frac{\pi}{6} x \right)$.

Chapter 2 Projects

Project I – Internet Based Project

Project II

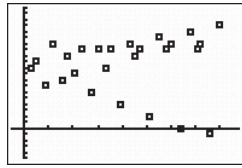
- November 15: High tide: 11:18 am and 11:15 pm
November 19: low tide: 7:17 am and 8:38 pm
- The low tide was below sea level. It is measured against calm water at sea level.

3.

Nov	Low Tide			Low Tide			High Tide			High Tide		
	Time	Ht (ft)	t	Time	Ht (ft)	t	Time	Ht (ft)	t	Time	Ht (ft)	t
14 0-24	6:26a	2.0	6.43	4:38p	1.4	16.63	9:29a	2.2	9.48	11:14p	2.8	23.23
15 24-48	6:22a	1.6	30.37	5:34p	1.8	41.57	11:18a	2.4	35.3	11:15p	2.6	47.25
16 48-72	6:28a	1.2	54.47	6:25p	2.0	66.42	12:37p	2.6	60.62	11:16p	2.6	71.27
17 72-96	6:40a	0.8	78.67	7:12p	2.4	91.2	1:38p	2.8	85.63	11:16p	2.6	95.27
18 96-120	6:56a	0.4	102.93	7:57p	2.6	115.95	2:27p	3.0	110.45	11:14p	2.8	119.23
19 120-144	7:17a	0.0	127.28	8:38p	2.6	140.63	3:10p	3.2	135.17	11:05p	2.8	143.08
20 144-168	7:43a	-0.2	151.72				3:52p	3.4	159.87			

```

WINDOW
Xmin=-10
Xmax=175
Xscl=20
Ymin=-1
Ymax=4
Yscl=.2
Xres=1
    
```



4. The data seems to take on a sinusoidal shape (oscillates). The period is approximately 12 hours. The amplitude varies each day:

Nov 14: 0.1, 0.7
 Nov 15: 0.4, 0.4
 Nov 16: 0.7, 0.3
 Nov 17: 1.0, 0.1
 Nov 18: 1.3, 0.1
 Nov 19: 1.6, 0.1
 Nov 20: 1.8

5. Average of the amplitudes: 0.66
 Period : 12
 Average of vertical shifts: 2.15 (approximately)
 There is no phase shift. However, keeping in mind the vertical shift, the amplitude

$$y = A \sin(Bx) + D$$

$$A = 0.66 \quad 12 = \frac{2\pi}{B} \quad D = 2.15$$

$$B = \frac{\pi}{6} \approx 0.52$$

$$\text{Thus, } y = 0.66 \sin(0.52x) + 2.15$$

(Answers may vary)

6. $y = 0.848 \sin(0.52x + 1.25) + 2.23$

The two functions are not the same, but they are similar.

```

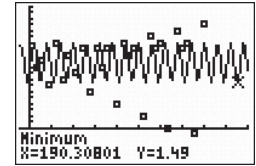
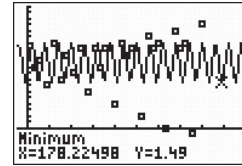
SinReg
y=a*sin(bx+c)+d
a=.8477051333
b=.5202860806
c=1.249437406
d=2.232115251
    
```

7. Find the high and low tides on November 21 which are the min and max that lie between $t = 168$ and $t = 192$. Looking at the graph of the equation for part (5) and using MAX/MIN for values between $t = 168$ and $t = 192$:

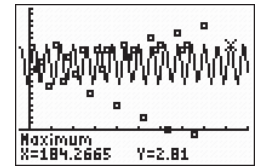
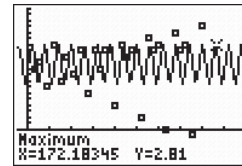
```

WINDOW
Xmin=-10
Xmax=200
Xscl=20
Ymin=-1
Ymax=4
Yscl=.2
Xres=1
    
```

Low tides of 1.49 feet when $t = 178.2$ and $t = 190.3$.

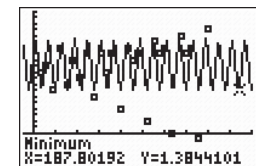
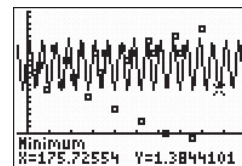


High tides of 2.81 feet occur when $t = 172.2$ and $t = 184.3$.

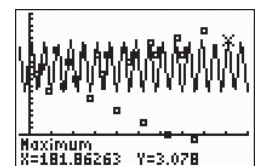
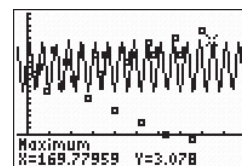


Looking at the graph for the equation in part (6) and using MAX/MIN for values between $t = 168$ and $t = 192$:

A low tide of 1.38 feet occurs when $t = 175.7$ and $t = 187.8$.



A high tide of 3.08 feet occurs when $t = 169.8$ and $t = 181.9$.



8. The low and high tides vary because of the moon phase. The moon has a gravitational pull on the water on Earth.

Project III

1. $s(t) = 1 \sin(2\pi f_0 t)$

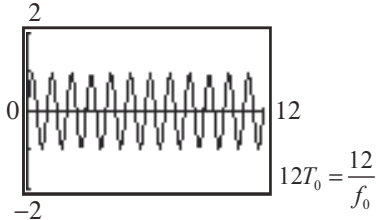
2. $T_0 = \frac{2\pi}{2\pi f_0} = \frac{1}{f_0}$

Chapter 2: Trigonometric Functions

3.

t	0	$\frac{1}{4f_0}$	$\frac{1}{2f_0}$	$\frac{3}{4f_0}$	$\frac{1}{f_0}$
$s(t)$	0	1	0	-1	0

4. Let $f_0 = 1 = 1$. Let $0 \leq x \leq 12$, with $\Delta x = 0.5$. Label the graph as $0 \leq x \leq 12T_0$, and each tick mark is at $\Delta x = \frac{1}{2f_0}$.

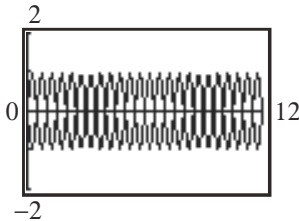


5. $t = \frac{1}{4f_0}, t = \frac{5}{4f_0}, t = \frac{9}{4f_0}, \dots, t = \frac{45}{4f_0}$

6. $M = 010 \rightarrow P = 0\pi 0$

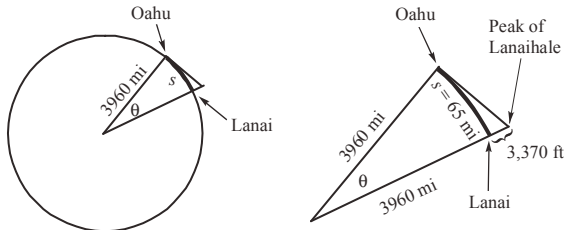
7. $S_0(t) = 1\sin(2\pi f_0 t + 0), S_1(t) = 1\sin(2\pi f_0 t + \pi)$

8. $[0, 4T_0] S_0$
 $[4T_0, 8T_0] S_1$
 $[8T_0, 12T_0] S_0$



Project IV

1. Lanai:

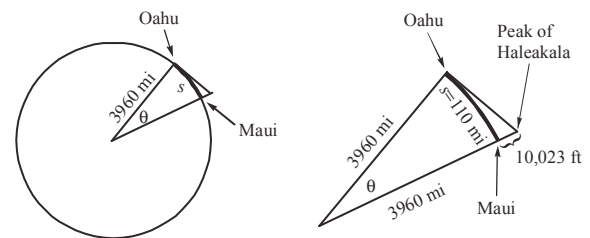


2. $s = r\theta$

$$\theta = \frac{s}{r} = \frac{65}{3960} = 0.0164$$

3. $\frac{3960}{3960+h} = \cos(0.164)$
 $3960 = 0.9999(3960+h)$
 $h = 0.396$ miles
 $0.396 \times 5280 = 2090$ feet

4. Maui:



$$\theta = \frac{s}{r} = \frac{110}{3960} = 0.0278$$

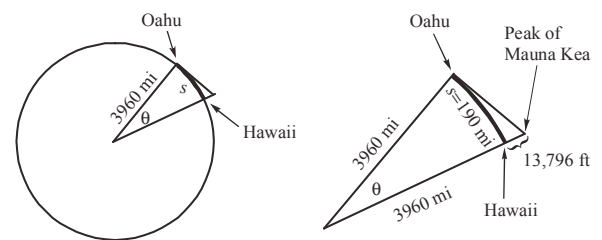
$$\frac{3960}{3960+h} = \cos(0.278)$$

$$3960 = 0.9996(3960+h)$$

$$h = 1.584$$
 miles

$$h = 1.584 \times 5280 = 8364$$
 feet

- Hawaii:



$$\theta = \frac{s}{r} = \frac{190}{3960} = 0.0480$$

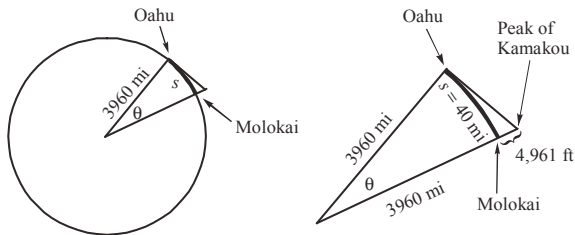
$$\frac{3960}{3960+h} = \cos(0.480)$$

$$3960 = 0.9988(3960+h)$$

$$h = 4.752$$
 miles

$$h = 4.752 \times 5280 = 25,091$$
 feet

Molokai:



$$\theta = \frac{s}{r} = \frac{40}{3960} = 0.0101$$

$$\frac{3960}{3960 + h} = \cos(0.0101)$$

$$3960 = 0.9999(3960 + h)$$

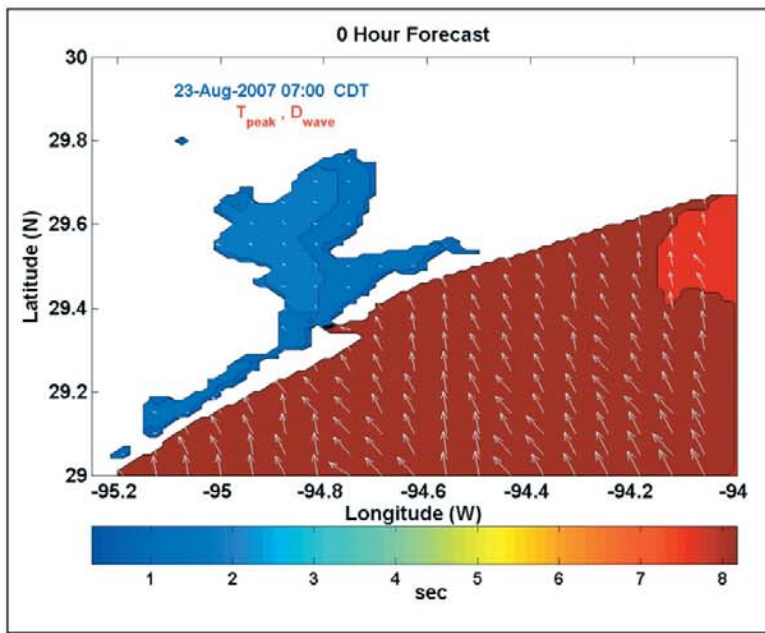
$$h = 0.346 \text{ miles}$$

$$h = 0.346 \times 5280 = 2090 \text{ feet}$$

5. Kamakou, Haleakala, and Lanaihale are all visible from Oahu.

Project V

Answers will vary.



I. **Tides** The given table is a partial tide table for November 2006 for the Sabine Bank Lighthouse, a shoal located offshore from Texas where the Sabine River empties into the Gulf of Mexico.

1. On November 15, when was the tide high? This is called *high tide*. On November 19, when was the tide low? This is called *low tide*. Most days will have two high tides and two low tides.

2. Why do you think there is a negative height for the low tide on November 20? What is the height measured against?
3. On your graphing utility, draw a scatter diagram for the data in the table. Let t (time, in hours) be the independent variable, with $t = 0$ being 12:00 AM on November 14, $t = 24$ being 12:00 AM on November 15, and so on. Let h be the height in feet. Remember that there are 60 minutes in an hour. Also, make sure your graphing utility is in radian mode.
4. What shape does the data take? What is the period of the data? What is the amplitude? Is the amplitude constant? Explain.
5. Find a sine curve that models the data. Is there a vertical shift? Is there a phase shift?
6. Using your graphing utility, find the sinusoidal function of best fit. How does this model compare to the model from part 5?
7. Using the model found in part 5 and the sinusoidal equation of best fit found in part 6, predict the high tides and the low tides on November 21.
8. Looking at the times of day that the low tides occur, what do you think causes the low tides to vary so much each day? Explain. Does this seem to have the same type of effect on the high tides? Explain.

Nov	Low Tide		Low Tide		High Tide		High Tide		Sun/Moon Phase	
	Time	Ht (ft)	Time	Ht (ft)	Time	Ht (ft)	Time	Ht (ft)	Sunrise/set	Moonrise/set
14	6:26a	2.0	4:38p	1.4	9:29a	2.2	11:14p	2.8	6:40a/5:20p	1:05a/2:02p
15	6:22a	1.6	5:34p	1.8	11:18a	2.4	11:15p	2.6	6:41a/5:20p	1:58a/2:27p
16	6:28a	1.2	6:25p	2.0	12:37p	2.6	11:16p	2.6	6:41a/5:19p	2:50a/2:52p
17	6:40a	0.8	7:12p	2.4	1:38p	2.8	11:16p	2.6	6:42a/5:19p	3:43a/3:19p
18	6:56a	0.4	7:57p	2.6	2:27p	3.0	11:14p	2.8	6:43a/5:19p	4:38a/3:47p
19	7:17a	0.0	8:38p	2.6	3:10p	3.2	11:05p	2.8	6:44a/5:18p	5:35a/4:20p
20	7:43a	-0.2			3:52p	3.4			6:45a/5:18p	6:34a/4:57p

[Note: a, AM; p, PM.]

Sources: National Oceanic and Atmospheric Administration (<http://tidesandcurrents.noaa.gov>) and U.S. Naval Observatory (<http://aa.usno.navy.mil>)



Digital Transmission over the Air

Digital communications is a revolutionary technology of the century. For many years, Motorola has been one of the leading companies to employ digital communication in wireless devices, such as cell phones.

Figure 1 shows a simplified overview of a digital communication transmission over the air. The information source to be transmitted can be audio, video, or data. The information source may be formatted into a digital sequence of symbols from a finite set $\{\alpha_n\} = \{0, 1\}$. So 0110100 is an example of a digital sequence. The period of the symbols is denoted by T .

The principle of digital communication systems is that, during the finite interval of time T , the information symbol is represented by one digital waveform from a finite set of digital waveforms before it is sent. This technique is called **modulation**.

Modulation techniques use a carrier that is modulated by the information to be transmitted. The modulated carrier is transformed into an electromagnetic field and propagated in the air through an antenna. The unmodulated carrier can be represented in its general form by a sinusoidal function $s(t) = A \sin(\omega_0 t + \phi)$, where A is the amplitude, ω_0 is the radian frequency, and ϕ is the phase.

Let's assume that $A = 1$, $\phi = 0$, and $\omega_0 = 2\pi f_0$ radian, where f_0 is the frequency of the unmodulated carrier.

1. Write $s(t)$ using these assumptions.
2. What is the period, T_0 , of the unmodulated carrier?

3. Evaluate $s(t)$ for $t = 0, 1/(4f_0), 1/(2f_0), 3/(4f_0)$, and $1/f_0$.
4. Graph $s(t)$ for $0 \leq t \leq 12T_0$. That is, graph 12 cycles of the function.
5. For what values of t does the function reach its maximum value?

[Hint: Express t in terms of f_0].

Three modulation techniques are used for transmission over the air: amplitude modulation, frequency modulation and phase modulation. In this project, we are interested in phase modulation. Figure 2 illustrates this process. An information symbol is mapped onto a phase that modulates the carrier. The modulated carrier is expressed by $S_i(t) = \sin(2\pi f_0 t + \psi_i)$.

Let's assume the following mapping scheme:

$$\begin{array}{lcl} \{\alpha_n\} & \rightarrow & \{\psi_n\} \\ 0 & & \psi_0 = 0 \\ 1 & & \psi_1 = \pi \end{array}$$

6. Map the binary sequence $M = 010$ into a phase sequence P .
7. What is the expression of the modulated carrier $S_0(t)$ for $\psi_i = \psi_0$ and $S_1(t)$ for $\psi_i = \psi_1$?
8. Let's assume that in the sequence M the period of each symbol is $T = 4T_0$. For each of the three intervals $[0, 4T_0]$, $[4T_0, 8T_0]$, and $[8T_0, 12T_0]$, indicate which of $S_0(t)$ or $S_1(t)$ is the modulated carrier. On the same graph, illustrate M , P , and the modulated carrier for $0 \leq t \leq 12T_0$.

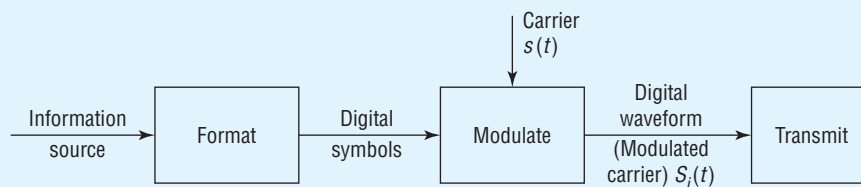


Figure 1 Simplified Overview of a Digital Communication Transmission

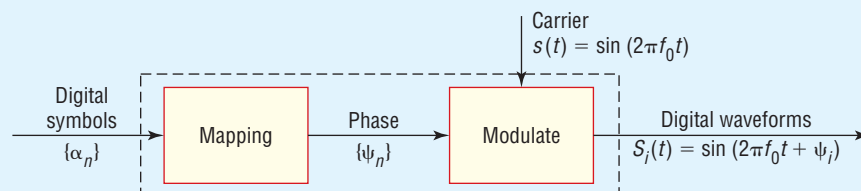


Figure 2 Principle of Phase Modulation

2. Identifying Mountain Peaks in Hawaii

Suppose that you are standing on the southeastern shore of Oahu and you see three mountain peaks on the horizon. You want to determine which mountains are visible from Oahu. The possible mountain peaks that can be seen from Oahu and the height (above sea level) of their peaks are given in the table.

Island	Distance (miles)	Mountain	Height (feet)
Lanai	65	Lanaihale	3,370
Maui	110	Haleakala	10,023
Hawaii	190	Mauna Kea	13,796
Molokai	40	Kamakou	4,961

- (a) To determine which of these mountain peaks would be visible from Oahu, consider that you are standing on the shore and looking “straight out” so that your line of sight is tangent to the surface of Earth at the point where you are standing. Make a sketch of the right triangle formed by your sight line, the radius from the center of Earth to the point where you are standing, and the line from the center of Earth through Lanai.
- (b) Assuming that the radius of Earth is 3960 miles, determine the angle formed at the center of Earth.
- (c) Determine the length of the hypotenuse of the triangle. Is Lanaihale visible from Oahu?
- (d) Repeat parts (a)–(c) for the other three islands.
- (e) Which three mountains are visible from Oahu?

- 4. CBL Experiment** Using a CBL, the microphone probe, and a tuning fork, record the amplitude, frequency, and period of the sound from the graph of the sound created by the tuning fork over time. Repeat the experiment for different tuning forks.

Copyright © 2013 Pearson Education, Inc