

Chapter 02 - Demand and Supply: An Introduction

Chapter 02
Demand and Supply: An Introduction

Multiple Choice Questions

1. All of the following, except one, is *demand*. Which is the exception?
- A. The quantities which consumers are willing and able to buy per period of time at various prices.
 - B. The relationship between various prices and quantities demanded for a product.
 - C. A hypothetical construct which expresses the desire and ability to purchase, not at a single price, but over a range of prices.
 - D.** The quantities which consumers want to buy.

Accessibility: Keyboard Navigation

Blooms: Remember

Blooms: Understand

Difficulty: Medium

Learning Objective: 02-01 Explain the concept of demand.

Topic: 02-02 Individual Demand

2. What is the term for the quantities which consumers are willing and able to buy per period of time at various prices?
- A. Desire.
 - B. Supply.
 - C.** Demand.
 - D. Market.
 - E. Human wants.

Accessibility: Keyboard Navigation

Blooms: Remember

Blooms: Understand

Difficulty: Easy

Learning Objective: 02-01 Explain the concept of demand.

Topic: 02-02 Individual Demand

3. What is the term for a table that shows the various quantities demanded per period of time at different prices?

- A. Production possibilities table.
- B. Demand schedule.**
- C. Supply schedule.
- D. Market schedule.
- E. Schedule of equilibrium points.

Accessibility: Keyboard Navigation

Blooms: Remember

Blooms: Understand

Difficulty: Easy

Learning Objective: 02-01 Explain the concept of demand.

Topic: 02-02 Individual Demand

4. What is meant by the term *change in the quantity demanded*?

- A. The change in the quantity which results from a price change and implies a movement along the demand curve.**
- B. The change in the quantity which results from a change in any factor other than the price and implies a movement along the demand curve.
- C. The change in the quantity which results from a price change and implies a shift in the demand curve.
- D. The change in the quantity which results from a change in any factor other than the price and implies a shift in the demand curve.

Accessibility: Keyboard Navigation

Blooms: Remember

Blooms: Understand

Difficulty: Easy

Learning Objective: 02-01 Explain the concept of demand.

Topic: 02-02 Individual Demand

5. What is the most likely reason that your instructor does not have a demand for a top-of-the-line BMW?

- A. He or she does not wish to own such an expensive car.
- B. He or she does not want to own a German-made car.
- C. He or she would prefer to own no car at all.
- D.** He or she cannot afford to own such an expensive car.

Accessibility: Keyboard Navigation

Blooms: Remember

Blooms: Understand

Difficulty: Medium

Learning Objective: 02-01 Explain the concept of demand.

Topic: 02-02 Individual Demand

6. What is meant by the term *ceteris paribus*?

- A. A downward-sloping demand curve.
- B.** Other things being equal.
- C. All things vary.
- D. Prices remain constant.

Accessibility: Keyboard Navigation

Blooms: Remember

Blooms: Understand

Difficulty: Easy

Learning Objective: 02-01 Explain the concept of demand.

Topic: 02-02 Individual Demand

7. What is the correct way to label the axis on a graph which illustrates a demand curve?

- A. Income on the horizontal axis and price on the vertical axis.
- B. Price on the horizontal axis and income on the vertical axis.
- C.** Quantity on horizontal axis and price on the vertical axis.
- D. Price on horizontal axis and quantity on the vertical axis.

Accessibility: Keyboard Navigation

Blooms: Remember

Blooms: Understand

Difficulty: Easy

Learning Objective: 02-01 Explain the concept of demand.

Topic: 02-02 Individual Demand

8. What is the term for income measured by the amount of goods and services which it will buy?

- A. Income effect.
- B. Net income.
- C. Real income.**
- D. Nominal income.
- E. Actual income.

Accessibility: Keyboard Navigation

Blooms: Remember

Blooms: Understand

Difficulty: Easy

Learning Objective: 02-01 Explain the concept of demand.

Topic: 02-03 Why Is the Demand Curve Downward Sloping?

9. What is the term for the total demand for a product by all consumers?

- A. Schedule of wants.
- B. Market Supply.
- C. Product market.
- D. Quota.
- E. Market Demand.**

Accessibility: Keyboard Navigation

Blooms: Remember

Blooms: Understand

Difficulty: Easy

Learning Objective: 02-01 Explain the concept of demand.

Topic: 02-04 Market Demand

10. What is *market demand*?

- A. The substitution of one product for another as a result of a change in their relative prices.
- B. The total demand for a product by all consumers.**
- C. An increase or decrease in prices based on the quantity demanded of a product.
- D. The desire to purchase cheaper competing products rather than relatively more expensive products.

Accessibility: Keyboard Navigation

Blooms: Remember

Blooms: Understand

Difficulty: Easy

Learning Objective: 02-01 Explain the concept of demand.

Topic: 02-04 Market Demand

11. What is the *income effect*?

- A. The effect of a change in income on the demand for a product.
- B. The effect of a change in income on the demand for a substitute product.
- C.** The effect of a price change on real income and therefore on the quantity demanded of a product.
- D. The effect of a change in income on the demand for an inferior product.

Accessibility: Keyboard Navigation

Blooms: Remember

Blooms: Understand

Difficulty: Easy

Learning Objective: 02-01 Explain the concept of demand.

Topic: 02-03 Why Is the Demand Curve Downward Sloping?

12. What is the *substitution effect*?

- A. The effect that a change in income has on the demand for a substitute product.
- B. The sacrifice which has to be made when an additional quantity of one product is purchased.
- C.** The substitution of one product for another as a result of a change in their relative prices.
- D. The substitution of a normal product for an inferior product as the result of an increase in income.

Accessibility: Keyboard Navigation

Blooms: Remember

Blooms: Understand

Difficulty: Easy

Learning Objective: 02-01 Explain the concept of demand.

Topic: 02-03 Why Is the Demand Curve Downward Sloping?

13. What is the term for the substitution of one product for another as a result of a change in their relative prices?

- A. Income effect.
- B.** Substitution effect.
- C. Market effect.
- D. Law of demand.

Accessibility: Keyboard Navigation

Blooms: Remember

Blooms: Understand

Difficulty: Easy

Learning Objective: 02-01 Explain the concept of demand.

Topic: 02-03 Why Is the Demand Curve Downward Sloping?

14. What is the effect of a decrease in the price of a product?

- A. It will decrease the demand.
- B. It will increase the demand.
- C. It will decrease the quantity demanded.
- D. It will increase the quantity demanded.**

Accessibility: Keyboard Navigation

Blooms: Remember

Blooms: Understand

Difficulty: Easy

Learning Objective: 02-01 Explain the concept of demand.

Topic: 02-02 Individual Demand

15. What is the term for the effect which a price change has on real income and therefore on the quantity demanded of a product?

- A. Income effect.**
- B. Substitution effect.
- C. Market demand.
- D. Change in the quantity demanded.
- E. Opportunity cost.

Accessibility: Keyboard Navigation

Blooms: Remember

Blooms: Understand

Difficulty: Easy

Learning Objective: 02-01 Explain the concept of demand.

Topic: 02-03 Why Is the Demand Curve Downward Sloping?

16. Which of the following is explained by the combination of the substitution effect and the income effect?

- A. Ceteris paribus.
- B. Downward sloping demand curves.**
- C. Market demand.
- D. Equilibrium price.

Accessibility: Keyboard Navigation

Blooms: Remember

Blooms: Understand

Difficulty: Medium

Learning Objective: 02-01 Explain the concept of demand.

Topic: 02-03 Why Is the Demand Curve Downward Sloping?

17. Which of the following is explained by the combination of the substitution effect and the income effect?

- A. The direct relationship between price and quantity demanded.
- B.** The inverse relationship between price and quantity demanded.
- C. Market demand.
- D. Equilibrium price.

Accessibility: Keyboard Navigation

Blooms: Remember

Blooms: Understand

Difficulty: Hard

Learning Objective: 02-01 Explain the concept of demand.

Topic: 02-03 Why Is the Demand Curve Downward Sloping?

18. What is *supply*?

- A.** The quantities which producers are both willing and able to sell per period of time at various prices.
- B. The total demand for a product by all consumers.
- C. The quantity which prevails at the equilibrium price.
- D. The quantity sold at a certain price.

Accessibility: Keyboard Navigation

Blooms: Remember

Blooms: Understand

Difficulty: Easy

Learning Objective: 02-02 Explain the concept of supply.

Topic: 02-06 Individual Supply

19. What is the term for a table showing the various quantities supplied per period of time at different prices?

- A. Demand schedule.
- B. Price schedule.
- C.** Supply schedule.
- D. Market supply.

Accessibility: Keyboard Navigation

Blooms: Remember

Blooms: Understand

Difficulty: Easy

Learning Objective: 02-02 Explain the concept of supply.

Topic: 02-06 Individual Supply

20. What is the term for a change in the amounts that a producer is willing and able to make available as a result of a price change?

- A. Change in the quantity supplied.
- B. Change in the individual supply.
- C. Change in the market supply.
- D. Change in the market demand.

Accessibility: Keyboard Navigation

Blooms: Remember

Blooms: Understand

Difficulty: Easy

Learning Objective: 02-02 Explain the concept of supply.

Topic: 02-06 Individual Supply

21. What is the term for the quantities which producers are willing and able to sell per period of time at various prices?

- A. Quantity supplied.
- B. Quantity demanded.
- C. Surplus.
- D. Supply.
- E. Product availability.

Accessibility: Keyboard Navigation

Blooms: Remember

Blooms: Understand

Difficulty: Easy

Learning Objective: 02-02 Explain the concept of supply.

Topic: 02-06 Individual Supply

22. What is supply?

- A. The total quantity of goods produced but not sold.
- B. The maximum possible quantity that producers could make available.
- C. The quantity made available by a typical producer.
- D. The quantities that producers are willing and able to sell per period of time at various prices.

Accessibility: Keyboard Navigation

Blooms: Remember

Blooms: Understand

Difficulty: Easy

Learning Objective: 02-02 Explain the concept of supply.

Topic: 02-06 Individual Supply

23. What is the term for the total supply of a product offered by all producers?

- A. Equilibrium quantity.
- B. Market Supply.**
- C. Saturation point.
- D. Aggregate supply.

Accessibility: Keyboard Navigation

Blooms: Remember

Blooms: Understand

Difficulty: Easy

Learning Objective: 02-02 Explain the concept of supply.

Topic: 02-07 Market Supply

24. What is *market supply*?

- A. The total supply of a product demanded by all consumers.
- B. The total quantity sold in a market.
- C. The total supply of a product offered by all producers.**
- D. The surplus over and above the market demand.

Accessibility: Keyboard Navigation

Blooms: Remember

Blooms: Understand

Difficulty: Easy

Learning Objective: 02-02 Explain the concept of supply.

Topic: 02-07 Market Supply

25. What is the effect of an increase in the price of a product?

- A. An increase in supply.
- B. A decrease in supply.
- C. An increase in the quantity supplied.**
- D. A decrease in the quantity supplied.

Accessibility: Keyboard Navigation

Blooms: Remember

Blooms: Understand

Difficulty: Medium

Learning Objective: 02-02 Explain the concept of supply.

Topic: 02-06 Individual Supply

26. Graphically, what is the effect of a decrease in the price of a product?

- A. A leftward movement on the supply curve.
- B. A rightward movement on the supply curve.
- C. A leftward shift in the supply curve.
- D. A rightward shift in the supply curve.

Accessibility: Keyboard Navigation

Blooms: Remember

Blooms: Understand

Difficulty: Medium

Learning Objective: 02-02 Explain the concept of supply.

Topic: 02-06 Individual Supply

27. What is the term for the mechanism which brings buyers and sellers together to assist them in negotiation the exchange of products?

- A. Production possibilities.
- B. Laissez-faire.
- C. Opportunity cost.
- D. The market.
- E. Supply and demand.

Accessibility: Keyboard Navigation

Blooms: Remember

Blooms: Understand

Difficulty: Easy

Learning Objective: 02-03 Explain the term market.

Topic: 02-08 The Market

28. Which of the following is not a result of the greater availability of electronic communication?

- A. Buyers have access to more information.
- B. The sellers markets are expanding.
- C. Supply chain bottlenecks are increasing.
- D. The need to stockpile inventory is diminishing.

Accessibility: Keyboard Navigation

Blooms: Remember

Blooms: Understand

Difficulty: Easy

Learning Objective: 02-03 Explain the term market.

Topic: 02-08 The Market

29. Which of the following is a result of the greater availability of electronic communication?

- A. There is more emphasis on personal service in the market.
- B. Markets are becoming smaller.
- C. Markets are becoming inefficient.
- D.** Markets are becoming more efficient.

Accessibility: Keyboard Navigation

Blooms: Remember

Blooms: Understand

Difficulty: Easy

Learning Objective: 02-03 Explain the term market.

Topic: 02-08 The Market

30. What is the *equilibrium price*?

- A. The price at which there is no surplus, but there may be a shortage.
- B. The price at which there is no shortage, but there may be a surplus.
- C. The price at which everyone is able to buy the quantities they desire.
- D.** The price at which the quantity demanded equals the quantity supplied.
- E. The price that both buyers and sellers agree is fair.

Accessibility: Keyboard Navigation

Blooms: Remember

Blooms: Understand

Difficulty: Easy

Learning Objective: 02-04 Explain the concept of (price and quantity) equilibrium.

Topic: 02-09 Market Equilibrium

31. If the price of a product does not change immediately, which of the following will cause an initial surplus of a product?

- A. An increase in the demand or an increase in the supply.
- B. A decrease in the demand or a decrease in the supply.
- C. An increase in the demand or a decrease in the supply.
- D.** A decrease in the demand or an increase in the supply.
- E. A change in the quantity demanded.

Accessibility: Keyboard Navigation

Blooms: Remember

Blooms: Understand

Difficulty: Hard

Learning Objective: 02-04 Explain the concept of (price and quantity) equilibrium.

Topic: 02-09 Market Equilibrium

32. If the price of a product does not change immediately, which of the following will cause an initial shortage of a product?

- A. An increase in the demand or an increase in the supply.
- B. A decrease in the demand or a decrease in the supply.
- C. An increase in the demand or a decrease in the supply.**
- D. A decrease in the demand or an increase in the supply.
- E. A change in the quantity supplied.

Accessibility: Keyboard Navigation

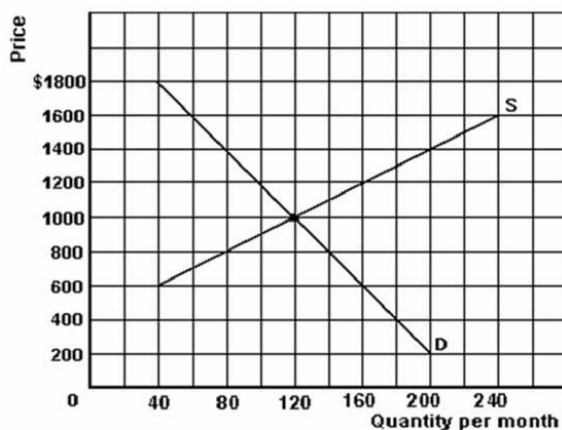
Blooms: Remember

Blooms: Understand

Difficulty: Hard

Learning Objective: 02-04 Explain the concept of (price and quantity) equilibrium.

Topic: 02-09 Market Equilibrium



33. Refer to the graph above to answer this question. What is the effect if the price is \$800?

- A. There is a surplus of 30.
- B. There is a shortage of 30.
- C. 160 will be purchased.
- D. There is a shortage of 60.**
- E. The price will increase.

Blooms: Analyze

Blooms: Apply

Difficulty: Medium

Learning Objective: 02-04 Explain the concept of (price and quantity) equilibrium.

Topic: 02-09 Market Equilibrium

Chapter 02 - Demand and Supply: An Introduction

34. Refer to the graph above to answer this question. What is the effect if the price is \$1,000.

- A. There is neither a shortage nor a surplus.
- B. Price will rise.
- C. Price will fall.
- D. The quantity traded is 100.

Blooms: Analyze

Blooms: Apply

Difficulty: Medium

Learning Objective: 02-04 Explain the concept of (price and quantity) equilibrium.

Topic: 02-09 Market Equilibrium

35. Refer to the graph above to answer this question. What is the effect if the price is \$1,200.

- A. The quantity demanded is 120.
- B. Price will rise.
- C. The quantity supplied is 160.
- D. The quantity traded is 120.

Blooms: Analyze

Blooms: Apply

Difficulty: Hard

Learning Objective: 02-04 Explain the concept of (price and quantity) equilibrium.

Topic: 02-09 Market Equilibrium

36. Refer to the graph above to answer this question. What is the effect if the price is \$600.

- A. The quantity demanded is 120.
- B. Price will fall.
- C. The quantity supplied is 120.
- D. The quantity traded is 40.

Blooms: Analyze

Blooms: Apply

Difficulty: Hard

Learning Objective: 02-04 Explain the concept of (price and quantity) equilibrium.

Topic: 02-09 Market Equilibrium

Chapter 02 - Demand and Supply: An Introduction

37. Refer to the graph above to answer this question. What would be the new equilibrium price and quantity if demand increased by 60?

- A. \$1,600 and 120.
- B. \$1,400 and 140.
- C. \$1,200 and 160.**
- D. \$1,000 and 140.
- E. \$1,000 and 180.

Blooms: Analyze

Blooms: Apply

Difficulty: Medium

Learning Objective: 02-05 Demonstrate the causes and effects of a change in demand.

Topic: 02-12 The Effects of an Increase in Demand

38. Refer to the graph above to answer this question. What would be the new equilibrium price and quantity if demand decreased by 60?

- A. \$1,000 and 80.
- B. \$800 and 80.**
- C. \$1,400 and 80.
- D. \$1,400 and 60.

Blooms: Analyze

Blooms: Apply

Difficulty: Hard

Learning Objective: 02-05 Demonstrate the causes and effects of a change in demand.

Topic: 02-13 The Effects of a Decrease in Demand

39. Refer to the graph above to answer this question. What would be the new equilibrium price and quantity if supply increased by 120?

- A. \$1,000 and 240.
- B. \$600 and 240.
- C. \$600 and 160.**
- D. \$800 and 140.

Blooms: Analyze

Blooms: Apply

Difficulty: Hard

Learning Objective: 02-06 Demonstrate the causes and effects of a change in supply.

Topic: 02-16 The Effects of an Increase in Supply

40. Refer to the graph above to answer this question. What would be the new equilibrium price and quantity if supply decreased by 120?

A. Supply would be zero.

B. \$1,400 and 80.

C. \$1,000 and 40.

D. \$800 and 80.

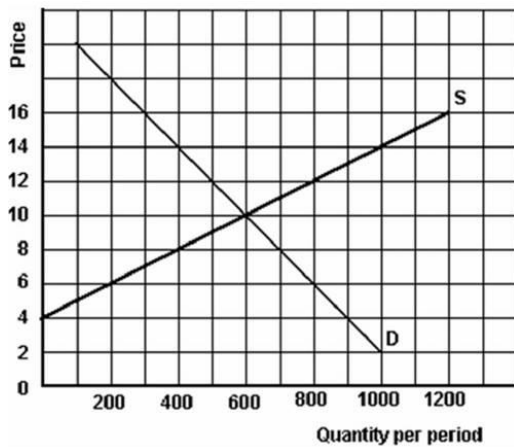
Blooms: Analyze

Blooms: Apply

Difficulty: Hard

Learning Objective: 02-06 Demonstrate the causes and effects of a change in supply.

Topic: 02-14 Change in Supply



41. Refer to the above graph to answer this question. What are the implications if the price of this product is \$8?

A. The price would be above equilibrium.

B. There would be a shortage of 300 units.

C. There would be a shortage of 600 units.

D. There would be a surplus of 300 units.

E. There would be a surplus of 600 units.

Blooms: Analyze

Blooms: Apply

Difficulty: Easy

Learning Objective: 02-04 Explain the concept of (price and quantity) equilibrium.

Topic: 02-09 Market Equilibrium

42. Refer to the above graph to answer this question. If the price of the product is \$8, how many units would be sold?

- A. 400 units.
- B. 500 units.
- C. 600 units.
- D. 800 units.
- E. Cannot be determined.

Blooms: Analyze

Blooms: Apply

Difficulty: Medium

Learning Objective: 02-04 Explain the concept of (price and quantity) equilibrium.

Topic: 02-09 Market Equilibrium

43. Refer to the above graph to answer this question. What is the maximum price the quantity sold at a price of \$8 could have been sold for?

- A. \$8.
- B. \$10.
- C. \$12.
- D. \$14.
- E. Cannot be determined.

Blooms: Analyze

Blooms: Apply

Difficulty: Hard

Learning Objective: 02-04 Explain the concept of (price and quantity) equilibrium.

Topic: 02-09 Market Equilibrium

44. Refer to the above graph to answer this question. What are the implications if the price of this product is \$14?

- A. The price would be below equilibrium.
- B. There would be a shortage of 600 units.
- C. There would be a shortage of 1,200 units.
- D. There would be a surplus of 600 units.
- E. There would be a surplus of 1,200 units.

Blooms: Analyze

Blooms: Apply

Difficulty: Hard

Learning Objective: 02-04 Explain the concept of (price and quantity) equilibrium.

Topic: 02-09 Market Equilibrium

45. Refer to the above graph to answer this question. If the price of the product is \$14, how many units would be sold?

- A.** 400 units.
- B. 600 units.
- C. 800 units.
- D. 1,000 units.
- E. Cannot be determined.

Blooms: Analyze

Blooms: Apply

Difficulty: Hard

Learning Objective: 02-04 Explain the concept of (price and quantity) equilibrium.

Topic: 02-09 Market Equilibrium

46. Refer to the above graph to answer this question. What is the minimum price the quantity sold at a price of \$14 could have been sold for?

- A. \$6.
- B.** \$8.
- C. \$10.
- D. \$12.
- E. Cannot be determined.

Blooms: Analyze

Blooms: Apply

Difficulty: Hard

Learning Objective: 02-04 Explain the concept of (price and quantity) equilibrium.

Topic: 02-09 Market Equilibrium

47. What is the name of those products whose demand will increase as a result of an increase in income?

- A.** Normal products.
- B. Complementary products.
- C. Substitute products.
- D. Inferior products.

Accessibility: Keyboard Navigation

Blooms: Remember

Blooms: Understand

Difficulty: Easy

Learning Objective: 02-05 Demonstrate the causes and effects of a change in demand.

Topic: 02-11 Determinants of a Change in Demand

48. What is the term for those products whose demand will decrease as a result of an increase in income and will increase as a result of a decrease in income?

- A. Normal products.
- B. Complementary products.
- C. Substitute products.
- D.** Inferior products.
- E. Related products.

Accessibility: Keyboard Navigation

Blooms: Remember

Blooms: Understand

Difficulty: Easy

Learning Objective: 02-05 Demonstrate the causes and effects of a change in demand.

Topic: 02-11 Determinants of a Change in Demand

49. What is the term for those products which consumers see as interchangeable (one for the other)?

- A. Normal products.
- B. Complementary products.
- C.** Substitute products.
- D. Inferior products.

Accessibility: Keyboard Navigation

Blooms: Remember

Blooms: Understand

Difficulty: Easy

Learning Objective: 02-05 Demonstrate the causes and effects of a change in demand.

Topic: 02-11 Determinants of a Change in Demand

50. What is the term for those products which tend to be purchased jointly and whose demands therefore are related?

- A. Normal products.
- B.** Complementary products.
- C. Substitute products.
- D. Inferior products.

Accessibility: Keyboard Navigation

Blooms: Remember

Blooms: Understand

Difficulty: Easy

Learning Objective: 02-05 Demonstrate the causes and effects of a change in demand.

Topic: 02-11 Determinants of a Change in Demand

51. What is a *normal* product?

- A. It is a product which consumers buy regularly.
- B.** It is a product which consumers buy more of as their incomes increase.
- C. It is a product which consumers buy less of as their incomes increase.
- D. It is a product which consumers buy more of as their incomes decrease.

Accessibility: Keyboard Navigation

Blooms: Remember

Blooms: Understand

Difficulty: Easy

Learning Objective: 02-05 Demonstrate the causes and effects of a change in demand.

Topic: 02-11 Determinants of a Change in Demand

52. What is an *inferior* product?

- A. It is a product which consumers buy more of as their incomes increase.
- B.** It is a product which consumers buy less of as their incomes increase.
- C. It is a product which consumers buy less of as their incomes decrease.
- D. It is a low-quality luxury product.

Accessibility: Keyboard Navigation

Blooms: Remember

Blooms: Understand

Difficulty: Easy

Learning Objective: 02-05 Demonstrate the causes and effects of a change in demand.

Topic: 02-11 Determinants of a Change in Demand

53. What is true of *substitute* products?

- A. When the price of one increases, the quantity purchased of the other decreases.
- B.** When the price of one increases, the quantity purchased of the other increases.
- C. When the price of one decreases, the quantity purchased of the other increases.
- D. They are products which are always purchased together.

Accessibility: Keyboard Navigation

Blooms: Remember

Blooms: Understand

Difficulty: Easy

Learning Objective: 02-05 Demonstrate the causes and effects of a change in demand.

Topic: 02-11 Determinants of a Change in Demand

54. What is true of *complementary* products?

- A. When the price of one increases, the quantity purchased of the other decreases.
- B. When the price of one increases, the quantity purchased of the other increases.
- C. When the price of one decreases, the quantity purchased of the other decreases.
- D. They are products which compete with one another.

Accessibility: Keyboard Navigation

Blooms: Remember

Blooms: Understand

Difficulty: Easy

Learning Objective: 02-05 Demonstrate the causes and effects of a change in demand.

Topic: 02-11 Determinants of a Change in Demand

55. Which of the following pairs of products are substitutes?

- A. Grapes and wine.
- B. Grapes and beer.
- C. Grapefruit juice and beer.
- D. Grapefruits and wine.
- E. Grapes and grapefruits.

Accessibility: Keyboard Navigation

Blooms: Remember

Blooms: Understand

Difficulty: Medium

Learning Objective: 02-05 Demonstrate the causes and effects of a change in demand.

Topic: 02-11 Determinants of a Change in Demand

56. Which of the following pairs of products are complements?

- A. Automobiles and steel.
- B. Steel and oil.
- C. Bread and flour.
- D. Cameras and films.
- E. Flour and wheat.

Accessibility: Keyboard Navigation

Blooms: Remember

Blooms: Understand

Difficulty: Medium

Learning Objective: 02-05 Demonstrate the causes and effects of a change in demand.

Topic: 02-11 Determinants of a Change in Demand

57. What is the relationship between computers and printers?

- A. They are complementary products.
- B. They are competitive products.
- C. They are substitute products.
- D. They are cooperative products.
- E. They are rival products.

Accessibility: Keyboard Navigation

Blooms: Remember

Blooms: Understand

Difficulty: Medium

Learning Objective: 02-05 Demonstrate the causes and effects of a change in demand.

Topic: 02-11 Determinants of a Change in Demand

58. What is the relationship between pizzas and hamburgers?

- A. They are complementary products.
- B. They are substitute products.
- C. They are customary products.
- D. They are cooperative products.
- E. They are unrelated products.

Accessibility: Keyboard Navigation

Blooms: Remember

Blooms: Understand

Difficulty: Medium

Learning Objective: 02-05 Demonstrate the causes and effects of a change in demand.

Topic: 02-11 Determinants of a Change in Demand

59. What will cause the demand for a normal product to increase?

- A. The expectation by consumers that future prices will be higher.
- B. A decrease in the price of a substitute product.
- C. An increase in the price of a complementary product.
- D. A decrease in income levels.
- E. A decrease in the size of the population.

Accessibility: Keyboard Navigation

Blooms: Remember

Blooms: Understand

Difficulty: Hard

Learning Objective: 02-05 Demonstrate the causes and effects of a change in demand.

Topic: 02-12 The Effects of an Increase in Demand

60. What will cause the demand for a normal product to decrease?
- A. The expectation by consumers that future prices will be higher.
 - B. An increase in the price of a substitute product.
 - C. An increase in the price of a complementary product.
 - D. An increase in income levels.
 - E. An increase in the size of the population.

Accessibility: Keyboard Navigation

Blooms: Remember

Blooms: Understand

Difficulty: Hard

Learning Objective: 02-05 Demonstrate the causes and effects of a change in demand.

Topic: 02-13 The Effects of a Decrease in Demand

61. All of the following except one will cause the demand for a normal product to decrease. Which is the exception?
- A. The expectation by consumers that the future price will be higher.
 - B. The fear of consumers of a future recession.
 - C. An increase in the price of a complementary product.
 - D. A decrease in the price of a substitute product.
 - E. A decrease in consumer incomes.

Accessibility: Keyboard Navigation

Blooms: Remember

Blooms: Understand

Difficulty: Hard

Learning Objective: 02-05 Demonstrate the causes and effects of a change in demand.

Topic: 02-13 The Effects of a Decrease in Demand

62. All of the following except one will cause the demand for a normal product to increase. Which is the exception?

- A. The expectation by consumers that the future price will be higher.
- B. The fear of consumers of a future strike in the industry.
- C.** An increase in the price of a complementary product.
- D. An increase in the price of a substitute product.
- E. An increase in consumer incomes.

Accessibility: Keyboard Navigation

Blooms: Remember

Blooms: Understand

Difficulty: Hard

Learning Objective: 02-05 Demonstrate the causes and effects of a change in demand.

Topic: 02-12 The Effects of an Increase in Demand

63. What is the effect on an inferior product if income increases?

- A. It will cause an increase in the quantity demanded.
- B. It will cause an increase in demand.
- C.** It will cause a decrease in demand.
- D. It will cause an increase in supply.
- E. It will cause a decrease in supply.

Accessibility: Keyboard Navigation

Blooms: Remember

Blooms: Understand

Difficulty: Hard

Learning Objective: 02-05 Demonstrate the causes and effects of a change in demand.

Topic: 02-13 The Effects of a Decrease in Demand

64. What is the effect on a normal product if income increases?

- A. It will cause an increase in the quantity demanded.
- B.** It will cause an increase in demand.
- C. It will cause a decrease in demand.
- D. It will cause an increase in supply.
- E. It will cause a decrease in supply.

Accessibility: Keyboard Navigation

Blooms: Remember

Blooms: Understand

Difficulty: Hard

Learning Objective: 02-05 Demonstrate the causes and effects of a change in demand.

Topic: 02-12 The Effects of an Increase in Demand

65. What is the effect of consumers' expecting that the future price of a product will increase?

- A. It will cause an increase in the quantity demanded.
- B. It will cause an increase in demand.**
- C. It will cause a decrease in demand.
- D. It will cause a decrease in the quantity demanded.
- E. It will cause a decrease in supply.

Accessibility: Keyboard Navigation

Blooms: Remember

Blooms: Understand

Difficulty: Hard

Learning Objective: 02-05 Demonstrate the causes and effects of a change in demand.

Topic: 02-12 The Effects of an Increase in Demand

66. What is the effect on product A of an increase in the price of substitute product B?

- A. It will cause an increase in the quantity demanded.
- B. It will cause an increase in demand.**
- C. It will cause a decrease in demand.
- D. It will cause an increase in supply.
- E. It will cause a decrease in supply.

Accessibility: Keyboard Navigation

Blooms: Remember

Blooms: Understand

Difficulty: Hard

Learning Objective: 02-05 Demonstrate the causes and effects of a change in demand.

Topic: 02-12 The Effects of an Increase in Demand

67. What is the effect on product A of an increase in the price of complementary product B?

- A. It will cause an increase in the quantity demanded.
- B. It will cause an increase in demand.
- C. It will cause a decrease in demand.**
- D. It will cause an increase in supply.
- E. It will cause a decrease in supply.

Accessibility: Keyboard Navigation

Blooms: Remember

Blooms: Understand

Difficulty: Hard

Learning Objective: 02-05 Demonstrate the causes and effects of a change in demand.

Topic: 02-13 The Effects of a Decrease in Demand

The following table shows the initial weekly demand (D1) and the new demand (D2) for packets of pretzels (a bar snack):

	Quantity	Quantity
Price(\$)	Demanded (D1)	Demanded (D2)
1.00	1,000	1,100
1.50	980	1,080
2.00	960	1,060
2.50	940	1,040
3.00	920	1,020

68. Refer to the information above to answer this question. In order to produce the change in demand from D1 to D2, what might have happened to the price of a substitute product like a packet of nuts?

- A. It has not changed, but people must be buying less.
- B. It has not changed, but people must be buying more.
- C. It has decreased.
- D.** It has increased.

Accessibility: Keyboard Navigation

Blooms: Analyze

Blooms: Apply

Difficulty: Hard

Learning Objective: 02-05 Demonstrate the causes and effects of a change in demand.

Topic: 02-12 The Effects of an Increase in Demand

69. Refer to the information above to answer this question. In order to have produced the change in demand from D1 to D2, what might have happened to the price of a complementary product like beer?

- A. It has not changed, but people must be buying less.
- B. It has not changed, but people must be buying more.
- C. It has decreased.**
- D. It has increased.

Accessibility: Keyboard Navigation

Blooms: Analyze

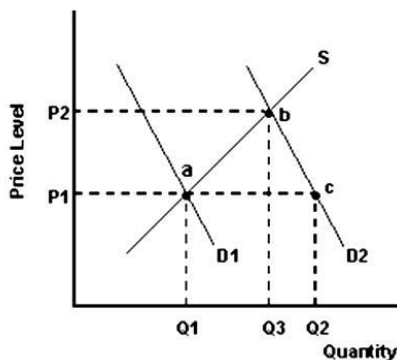
Blooms: Apply

Difficulty: Hard

Learning Objective: 02-05 Demonstrate the causes and effects of a change in demand.

Topic: 02-12 The Effects of an Increase in Demand

The product is a normal product.



70. Refer to the graph above to answer this question. All of the following except one could have caused the shift from D1 to D2. Which is the exception?

- A. An increase in income.
- B. An increase in the price of a substitute good.
- C. An increase in the price of a complement good.**
- D. Growth in the size of the market.

Blooms: Analyze

Blooms: Apply

Difficulty: Hard

Learning Objective: 02-05 Demonstrate the causes and effects of a change in demand.

Topic: 02-12 The Effects of an Increase in Demand

71. Refer to the graph above to answer this question. What does the distance Q1 to Q2 represent?

- A. An increase in the quantity demanded.
- B. A surplus at price P1.
- C. A shortage at price P1.
- D. The result of a decrease in income.

Blooms: Analyze

Blooms: Apply

Difficulty: Hard

Learning Objective: 02-05 Demonstrate the causes and effects of a change in demand.

Topic: 02-12 The Effects of an Increase in Demand

72. Refer to the graph above to answer this question. What does the distance Q1 to Q3 represent?

- A. The increase in equilibrium quantity traded resulting from an increase in demand.
- B. The decrease in equilibrium quantity traded resulting from an increase in demand.
- C. The increase in equilibrium quantity traded resulting from an increase in quantity demanded.
- D. The increase in equilibrium quantity traded resulting from an increase in quantity supplied.
- E. A shortage at price P2.

Blooms: Analyze

Blooms: Apply

Difficulty: Hard

Learning Objective: 02-05 Demonstrate the causes and effects of a change in demand.

Topic: 02-12 The Effects of an Increase in Demand

73. Refer to the graph above to answer this question. Which of the following statements is correct?

- A. Both *ab* and *ac* represent an increase in the quantity demanded.
- B. Both *ab* and *ac* represent an increase in demand.
- C. While *ab* represents an increase in demand, *ac* represents an increase in supply.
- D.** While *ac* represents an increase in demand, *ab* represents an increase in the quantity supplied.
- E. Both *ab* and *cb* represent an increase in demand.

Blooms: Analyze

Blooms: Apply

Difficulty: Hard

Learning Objective: 02-07 Explain why demand and supply determine price and the quantity traded; and not the reverse.

Topic: 02-17 Final Words

74. What will cause the supply of a product to increase?

- A. An increase in the price of resources.
- B. A decrease in the number of suppliers.
- C. The expectation of producers that the future price will be higher.
- D.** An improvement in the technology of producing the product.
- E. An increase in the price of a productively related product.

Accessibility: Keyboard Navigation

Blooms: Remember

Blooms: Understand

Difficulty: Easy

Learning Objective: 02-06 Demonstrate the causes and effects of a change in supply.

Topic: 02-15 Determinants of a Change in Supply

75. What will cause the supply of a product to decrease?

- A. A decrease in the price of resources.
- B. An increase in the number of suppliers.
- C. The expectation of producers that the future price will be lower.
- D. An improvement in the technology of producing the product.
- E.** An increase in the price of a substitute in production.

Accessibility: Keyboard Navigation

Blooms: Remember

Blooms: Understand

Difficulty: Easy

Learning Objective: 02-06 Demonstrate the causes and effects of a change in supply.

Topic: 02-15 Determinants of a Change in Supply

76. All of the following except one will cause the supply of a product to decrease. Which is the exception?

- A.** A decrease in the price of a substitute in production.
- B. An increase in business taxes.
- C. The expectation of suppliers that the future price of the product will be higher.
- D. An increase in the price of resources.
- E. A decrease in the number of suppliers.

Accessibility: Keyboard Navigation

Blooms: Remember

Blooms: Understand

Difficulty: Easy

Learning Objective: 02-06 Demonstrate the causes and effects of a change in supply.

Topic: 02-15 Determinants of a Change in Supply

77. All of the following except one will cause the supply of a product to increase. Which is the exception?

- A. A decrease in the price of a substitute in production.
- B.** An increase in business taxes.
- C. The expectation of suppliers that the future price of the product will be lower.
- D. A decrease in the price of resources.
- E. An improvement in technology.

Accessibility: Keyboard Navigation

Blooms: Remember

Blooms: Understand

Difficulty: Easy

Learning Objective: 02-06 Demonstrate the causes and effects of a change in supply.

Topic: 02-15 Determinants of a Change in Supply

78. What is the effect of a decrease in the supply of a product?

- A. It will cause an increase in both the price and in the quantity traded.
- B.** It will cause an increase in the price but a decrease in the quantity traded.
- C. It will cause a decrease in both the price and in the quantity traded.
- D. It will cause a decrease in the price but an increase in the quantity traded.

Accessibility: Keyboard Navigation

Blooms: Remember

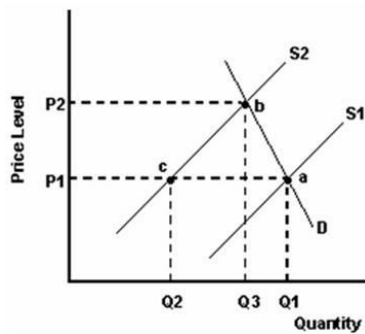
Blooms: Understand

Difficulty: Easy

Learning Objective: 02-06 Demonstrate the causes and effects of a change in supply.

Topic: 02-14 Change in Supply

Chapter 02 - Demand and Supply: An Introduction



79. Refer to the graph above to answer this question. All of the following except one could have caused the shift from S1 to S2. Which is the exception?

- A.** A decrease in income.
- B. An increase in the sales tax.
- C. An increase in the price of a substitute in production.
- D. A decrease in the number of suppliers.

Blooms: Analyze

Blooms: Apply

Difficulty: Easy

Learning Objective: 02-06 Demonstrate the causes and effects of a change in supply.

Topic: 02-15 Determinants of a Change in Supply

80. Refer to the graph above to answer this question. What does the distance Q1 - Q2 represent?

- A. A decrease in the quantity supplied.
- B.** A shortage at price P1.
- C. A surplus at price P1.
- D. The result of a decrease in the sales tax.

Blooms: Analyze

Blooms: Apply

Difficulty: Hard

Learning Objective: 02-06 Demonstrate the causes and effects of a change in supply.

Topic: 02-14 Change in Supply

81. Refer to the graph above to answer this question. What does the distance $Q1 - Q3$ represent?

- A. The decrease in equilibrium quantity traded resulting from a decrease in demand.
- B.** The decrease in equilibrium quantity traded resulting from a decrease in supply.
- C. The decrease in equilibrium quantity traded resulting from a decrease in the quantity supplied.
- D. The decrease in equilibrium quantity traded resulting from an increase in the quantity supplied.

Blooms: Analyze

Blooms: Apply

Difficulty: Hard

Learning Objective: 02-06 Demonstrate the causes and effects of a change in supply.

Topic: 02-14 Change in Supply

82. Refer to the graph above to answer this question. Which of the following statement is correct?

- A. Both ab and ac represent a decrease in supply.
- B. Both ab and ac represent a decrease in the quantity supplied.
- C. While ac represents a decrease in supply, ab represents a decrease in demand.
- D.** While ac represents a decrease in supply, ab represents a decrease in the quantity demanded.

Blooms: Analyze

Blooms: Apply

Difficulty: Hard

Learning Objective: 02-07 Explain why demand and supply determine price and the quantity traded; and not the reverse.

Topic: 02-17 Final Words

Price	Quantity Demanded	Quantity Supplied 1
\$40.0	140	60
42.5	130	70
45.0	120	80
47.5	110	90
50.0	100	100
52.5	90	110
55.0	80	120
57.0	70	130
60.0	60	140

83. Refer to the above information to answer this question. What are the equilibrium values of price and quantity?

- A. \$40 and 60.
- B. \$40 and 140.
- C. \$50 and 100.**
- D. \$52.50 and 100.
- E. \$55 and 120.

Accessibility: Keyboard Navigation

Blooms: Analyze

Blooms: Apply

Difficulty: Hard

Learning Objective: 02-04 Explain the concept of (price and quantity) equilibrium.

Topic: 02-09 Market Equilibrium

84. Refer to the above information to answer this question. What is true if price is \$45?

- A. Price will soon fall.
- B. There is a surplus of 40.
- C. The quantity supplied is 200.
- D. The quantity demanded is 80.
- E. There is a shortage of 40.**

Accessibility: Keyboard Navigation

Blooms: Analyze

Blooms: Apply

Difficulty: Hard

Learning Objective: 02-04 Explain the concept of (price and quantity) equilibrium.

Topic: 02-09 Market Equilibrium

85. Refer to the above information to answer this question. What is true if price is \$52.50?

- A. Price will soon rise.
- B. There is a surplus of 110.
- C. The quantity supplied is 90.
- D. The quantity demanded is 90.**
- E. There is a shortage of 40.

Accessibility: Keyboard Navigation

Blooms: Analyze

Blooms: Apply

Difficulty: Hard

Learning Objective: 02-04 Explain the concept of (price and quantity) equilibrium.

Topic: 02-09 Market Equilibrium

86. Refer to the above information to answer this question. If demand increases by 20 units, what will be the new values of equilibrium price and quantity?

- A. \$45 and 120.
- B. \$50 and 120.
- C. \$55 and 120.
- D.** \$52.50 and 110.
- E. \$52.50 and 120.

Accessibility: Keyboard Navigation

Blooms: Analyze

Blooms: Apply

Difficulty: Hard

Learning Objective: 02-05 Demonstrate the causes and effects of a change in demand.

Topic: 02-12 The Effects of an Increase in Demand

87. Refer to the above information to answer this question. If supply increases by 40 units, what will be the new values of equilibrium price and quantity?

- A. \$40 and 140.
- B.** \$45 and 120.
- C. \$50 and 140.
- D. \$60 and 120.
- E. \$60 and 140.

Accessibility: Keyboard Navigation

Blooms: Analyze

Blooms: Apply

Difficulty: Hard

Learning Objective: 02-06 Demonstrate the causes and effects of a change in supply.

Topic: 02-16 The Effects of an Increase in Supply

88. Refer to the above information to answer this question. If both demand and supply increase by 40 units, what will be the new values of equilibrium price and quantity?

- A. \$40 and 140.
- B. \$50 and 140.**
- C. \$60 and 100.
- D. \$60 and 140.
- E. The price will be \$50 but equilibrium is not possible.

Accessibility: Keyboard Navigation

Blooms: Analyze

Blooms: Apply

Difficulty: Hard

Learning Objective: 02-04 Explain the concept of (price and quantity) equilibrium.

Topic: 02-09 Market Equilibrium

89. What is the effect of an increase in the price of resources?

- A. It will cause a decrease in the quantity supplied.
- B. It will cause an increase in demand.
- C. It will cause a decrease in demand.
- D. It will cause an increase in supply.
- E. It will cause a decrease in supply.**

Accessibility: Keyboard Navigation

Blooms: Remember

Blooms: Understand

Difficulty: Easy

Learning Objective: 02-06 Demonstrate the causes and effects of a change in supply.

Topic: 02-15 Determinants of a Change in Supply

90. What is the effect of an improvement in technology?

- A. It will cause a increase in the quantity supplied.
- B. It will cause an increase in demand.
- C. It will cause a decrease in demand.
- D. It will cause an increase in supply.**
- E. It will cause a decrease in supply.

Accessibility: Keyboard Navigation

Blooms: Remember

Blooms: Understand

Difficulty: Easy

Learning Objective: 02-06 Demonstrate the causes and effects of a change in supply.

Topic: 02-15 Determinants of a Change in Supply

91. What is the effect of a decrease in business taxes?

- A. It will cause an increase in the quantity supplied.
- B. It will cause an increase in demand.
- C. It will cause a decrease in demand.
- D. It will cause an increase in supply.**
- E. It will cause a decrease in supply.

Accessibility: Keyboard Navigation

Blooms: Remember

Blooms: Understand

Difficulty: Easy

Learning Objective: 02-06 Demonstrate the causes and effects of a change in supply.

Topic: 02-15 Determinants of a Change in Supply

92. What is the effect of producers' expecting that the future price of a product will decrease?

- A. It will cause an increase in the quantity supplied.
- B. It will cause an increase in demand.
- C. It will cause a decrease in demand.
- D. It will cause an increase in supply.**
- E. It will cause a decrease in supply.

Accessibility: Keyboard Navigation

Blooms: Remember

Blooms: Understand

Difficulty: Easy

Learning Objective: 02-06 Demonstrate the causes and effects of a change in supply.

Topic: 02-15 Determinants of a Change in Supply

Price (\$million)	Quantity Demanded	Quantity Supplied
\$10	10	6
\$20	9	6
\$30	8	6
\$40	7	6
\$50	6	6
\$60	5	6
\$70	4	6
\$80	3	6

Consider the demand and supply schedules above for a limited number of hotels in the downtown business district area of a particular city.

93. Refer to the above information to answer this question. What are the equilibrium values of price and quantity?

- A. \$10 million and 6.
- B. \$30 million and 6.
- C. \$50 million and 6.**
- D. \$60 million and 6
- E. \$80 million and 6.

Accessibility: Keyboard Navigation

Blooms: Analyze

Blooms: Apply

Difficulty: Easy

Learning Objective: 02-04 Explain the concept of (price and quantity) equilibrium.

Topic: 02-09 Market Equilibrium

94. Refer to the above information to answer this question. If two of the hotels have been purchased, what are the new equilibrium values of price and quantity?

- A. \$60 million and 4.
- B. \$60 million and 6.
- C. \$70 million and 6.
- D. \$70 million and 4.**
- E. \$80 million and 6.

Accessibility: Keyboard Navigation

Blooms: Analyze

Blooms: Apply

Difficulty: Hard

Learning Objective: 02-04 Explain the concept of (price and quantity) equilibrium.

Topic: 02-09 Market Equilibrium

95. Refer to the above information to answer this question. If two new buyers enter this market, what are the new equilibrium values of price and quantity?

- A. \$60 million and 6.
- B. \$70 million and 6.**
- C. \$60 million and 8.
- D. \$80 million and 8.
- E. \$70 million and 7.

Accessibility: Keyboard Navigation

Blooms: Analyze

Blooms: Apply

Difficulty: Hard

Learning Objective: 02-04 Explain the concept of (price and quantity) equilibrium.

Topic: 02-09 Market Equilibrium

Price (\$million)	Quantity Demanded	Quantity Supplied
\$1.2	20	18
\$1.3	19	18
\$1.4	18	18
\$1.5	17	18
\$1.6	16	18
\$1.7	15	18
\$1.8	14	18
\$1.9	13	18
\$2.0	12	18

The above information contains supply and demand data for luxurious apartments in a downtown waterfront area.

96. Refer to the above information to answer this question. What are the equilibrium values of price and quantity?

- A. \$1.2 million and 18.
- B. \$1.4 million and 18.**
- C. \$1.6 million and 18.
- D. \$1.8 million and 18.
- E. \$2.0 million and 18.

Accessibility: Keyboard Navigation

Blooms: Analyze

Blooms: Apply

Difficulty: Easy

Learning Objective: 02-04 Explain the concept of (price and quantity) equilibrium.

Topic: 02-09 Market Equilibrium

97. Refer to the above information to answer this question. If the developer decides to set the price at \$1.8 million for each apartment, what is the quantity demanded?

- A. 14.**
- B. 15.
- C. 16.
- D. 17.
- E. 18.

Accessibility: Keyboard Navigation

Blooms: Analyze

Blooms: Apply

Difficulty: Easy

Learning Objective: 02-04 Explain the concept of (price and quantity) equilibrium.

Topic: 02-09 Market Equilibrium

98. Refer to the above information to answer this question. If two potential buyers decide to leave this market, what are the new equilibrium values of price and quantity?

- A. \$2.0 million and 10.
- B. \$1.8 million and 12.
- C. \$1.6 million and 14.
- D. \$1.4 million and 16.
- E. \$1.2 million and 18.**

Accessibility: Keyboard Navigation

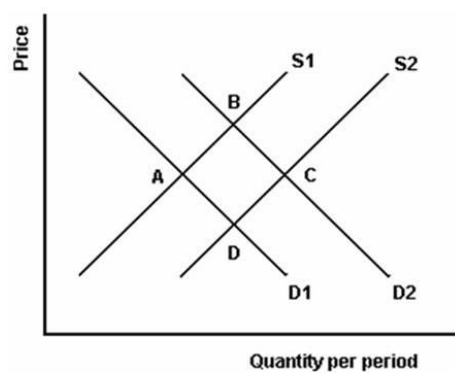
Blooms: Analyze

Blooms: Apply

Difficulty: Hard

Learning Objective: 02-04 Explain the concept of (price and quantity) equilibrium.

Topic: 02-09 Market Equilibrium



99. Refer to the above graph to answer this question. What could cause the movement from point A to point B?

- A. An increase in the supply.
- B. An increase in the price.
- C. An increase in prices of resources.
- D. An increase in the price of a substitute product.**
- E. An increase in the price of a complementary product.

Blooms: Analyze

Blooms: Apply

Difficulty: Hard

Learning Objective: 02-07 Explain why demand and supply determine price and the quantity traded; and not the reverse.

Topic: 02-17 Final Words

100. Refer to the above graph to answer this question. What could cause the movement from point B to point C?

- A. An increase in the demand.
- B. A decrease in the price.
- C. A decrease in prices of resources.
- D. An increase in the price of a substitute product.
- E. An increase in the price of a complementary product.

Blooms: Analyze

Blooms: Apply

Difficulty: Hard

Learning Objective: 02-07 Explain why demand and supply determine price and the quantity traded; and not the reverse.

Topic: 02-17 Final Words

101. Refer to the above graph to answer this question. What could cause the movement from point C to point D?

- A. A decrease in the supply.
- B. A decrease in the price.
- C. A decrease in prices of productive resources.
- D. An increase in the price of a substitute product.
- E. An increase in the price of a complementary product.

Blooms: Analyze

Blooms: Apply

Difficulty: Hard

Learning Objective: 02-07 Explain why demand and supply determine price and the quantity traded; and not the reverse.

Topic: 02-17 Final Words

102. Refer to the above graph to answer this question. What could cause the movement from point D to point A?

- A. A decrease in the demand.
- B. An increase in the price.
- C. An increase in prices of resources.
- D. An increase in the price of a substitute product.
- E. An increase in the price of a complementary product.

Blooms: Analyze

Blooms: Apply

Difficulty: Hard

Learning Objective: 02-07 Explain why demand and supply determine price and the quantity traded; and not the reverse.

Topic: 02-17 Final Words

103. Refer to the above graph to answer this question. How could you describe the movement from point A to point B?

- A. An increase in demand which leads to a decrease in the equilibrium price and an increase in supply.
- B. An increase in supply which leads to an increase in the equilibrium price and an increase in demand.
- C. An increase in demand which leads to an increase in the equilibrium price and an increase in the quantity supplied.
- D. An increase in supply which leads to an increase in the equilibrium price and an increase in the quantity demanded.
- E. An increase in demand which leads to an increase in supply and an increase in the equilibrium price.

Blooms: Analyze

Blooms: Apply

Difficulty: Hard

Learning Objective: 02-07 Explain why demand and supply determine price and the quantity traded; and not the reverse.

Topic: 02-17 Final Words

104. Refer to the above graph to answer this question. How could you describe the movement from point B to point C?

- A. An increase in supply which leads to a decrease in the equilibrium price and an increase in demand.
- B. An increase in demand which leads to a decrease in the equilibrium price and an increase in supply.
- C. An increase in supply which leads to a decrease in the equilibrium price and an increase in the quantity demanded.
- D. An increase in demand which leads to a decrease in the equilibrium price and a decrease in supply.
- E. An increase in supply which leads to an increase in the equilibrium price and an increase in demand.

Blooms: Analyze

Blooms: Apply

Difficulty: Hard

Learning Objective: 02-07 Explain why demand and supply determine price and the quantity traded; and not the reverse.

Topic: 02-17 Final Words

105. Refer to the above graph to answer this question. How could you describe the movement from point C to point D?

- A. A decrease in demand which leads to a decrease in the equilibrium price and a decrease in supply.
- B. A decrease in supply which leads to an increase in the equilibrium price and a decrease in demand.
- C. A decrease in demand which leads to a decrease in the equilibrium price and a decrease in the quantity supplied.**
- D. A decrease in supply which leads to a decrease in the equilibrium price and a decrease in the quantity demanded.
- E. A decrease in demand which leads to an increase in the equilibrium price and a decrease in supply.

Blooms: Analyze

Blooms: Apply

Difficulty: Hard

Learning Objective: 02-07 Explain why demand and supply determine price and the quantity traded; and not the reverse.

Topic: 02-17 Final Words

106. Refer to the above graph to answer this question. How could you describe the movement from point D to point A?

- A. A decrease in supply which leads to an increase in the equilibrium price and a decrease in demand.
- B. A decrease in supply which leads to an increase in the equilibrium price and a decrease in quantity demanded.**
- C. A decrease in demand which leads to an increase in the equilibrium price and a decrease in the quantity supplied.
- D. A decrease in demand which leads to an increase in the equilibrium price and a decrease in supply.
- E. A decrease in supply which leads to a decrease in the equilibrium price a decrease in demand.

Blooms: Analyze

Blooms: Apply

Difficulty: Hard

Learning Objective: 02-07 Explain why demand and supply determine price and the quantity traded; and not the reverse.

Topic: 02-17 Final Words

1. An increase in price;	A. An increase in the quantity traded;
2. A decrease in price;	B. A decrease in the quantity traded;
3. No change in price;	C. No Change in quantity traded

107. Refer to the above information to answer this question. What is the effect on an inferior product of a decrease in incomes?

- A. 1 and A.
- B. 1 and B.
- C. 2 and A.
- D. 2 and B.
- E. 1 and C.

Accessibility: Keyboard Navigation

Blooms: Remember

Blooms: Understand

Difficulty: Hard

Learning Objective: 02-05 Demonstrate the causes and effects of a change in demand.

Topic: 02-12 The Effects of an Increase in Demand

108. Refer to the above information to answer this question. What is the effect on a normal product of a decrease in incomes?

- A. 1 and A.
- B. 1 and B.
- C. 2 and A.
- D. 2 and B.
- E. 1 and C

Accessibility: Keyboard Navigation

Blooms: Remember

Blooms: Understand

Difficulty: Hard

Learning Objective: 02-05 Demonstrate the causes and effects of a change in demand.

Topic: 02-13 The Effects of a Decrease in Demand

109. Refer to the above information to answer this question. What is the effect of consumers' expecting that the future price of a product will be lower?

- A. 1 and A.
- B. 1 and B.
- C. 2 and B.**
- D. 3 and B.
- E. 3 and C.

Accessibility: Keyboard Navigation

Blooms: Remember

Blooms: Understand

Difficulty: Hard

Learning Objective: 02-05 Demonstrate the causes and effects of a change in demand.

Topic: 02-13 The Effects of a Decrease in Demand

110. Refer to the above information to answer this question. What is the effect on product X of a decrease in the price of substitute product Y?

- A. 1 and A.
- B. 1 and B.
- C. 2 and B.**
- D. 3 and B.
- E. 3 and C.

Accessibility: Keyboard Navigation

Blooms: Remember

Blooms: Understand

Difficulty: Hard

Learning Objective: 02-05 Demonstrate the causes and effects of a change in demand.

Topic: 02-13 The Effects of a Decrease in Demand

111. Refer to the above information to answer this question. What is the effect on product X of a decrease in the price of complementary product Z?

- A. 1 and A.
- B. 1 and B.
- C. 2 and A.
- D. 2 and B.
- E. 3 and C.

Accessibility: Keyboard Navigation

Blooms: Remember

Blooms: Understand

Difficulty: Hard

Learning Objective: 02-05 Demonstrate the causes and effects of a change in demand.

Topic: 02-12 The Effects of an Increase in Demand

112. Refer to the above information to answer this question. What is the effect of a decrease in the price of productive resources?

- A. 1 and A.
- B. 1 and B.
- C. 2 and A.
- D. 2 and B.
- E. 3 and C.

Accessibility: Keyboard Navigation

Blooms: Remember

Blooms: Understand

Difficulty: Hard

Learning Objective: 02-06 Demonstrate the causes and effects of a change in supply.

Topic: 02-15 Determinants of a Change in Supply

113. Refer to the above information to answer this question. What is the effect of an improvement in technology?

- A. 1 and A.
- B. 1 and B.
- C. 2 and A.**
- D. 3 and B.
- E. 3 and C.

Accessibility: Keyboard Navigation

Blooms: Remember

Blooms: Understand

Difficulty: Hard

Learning Objective: 02-06 Demonstrate the causes and effects of a change in supply.

Topic: 02-15 Determinants of a Change in Supply

114. Refer to the above information to answer this question. What is the effect of an increase in business taxes?

- A. 1 and A.
- B. 1 and B.**
- C. 1 and C.
- D. 2 and A.
- E. 2 and B.

Accessibility: Keyboard Navigation

Blooms: Remember

Blooms: Understand

Difficulty: Hard

Learning Objective: 02-06 Demonstrate the causes and effects of a change in supply.

Topic: 02-15 Determinants of a Change in Supply

115. Refer to the above information to answer this question. What is the effect of producers' expectations that future prices of a product will increase?

- A. 1 and A.
- B. 1 and B.**
- C. 2 and A.
- D. 3 and A.
- E. 3 and C.

Accessibility: Keyboard Navigation

Blooms: Remember

Blooms: Understand

Difficulty: Hard

Learning Objective: 02-06 Demonstrate the causes and effects of a change in supply.

Topic: 02-15 Determinants of a Change in Supply

116. If the price of a product is above equilibrium, which of the following statements is true?

- A. The quantity demanded will exceed the quantity supplied.
- B. The quantity supplied will exceed the quantity demanded.**
- C. A shortage of the product exists.
- D. None of the choices are correct.

Accessibility: Keyboard Navigation

Blooms: Remember

Blooms: Understand

Difficulty: Medium

Learning Objective: 02-04 Explain the concept of (price and quantity) equilibrium.

Topic: 02-09 Market Equilibrium

117. If the price of a product is below equilibrium, which of the following statements is true?

- A. The quantity demanded will exceed the quantity supplied.**
- B. The quantity supplied will exceed the quantity demanded.
- C. A surplus of the product exists.
- D. None of the choices are correct.

Accessibility: Keyboard Navigation

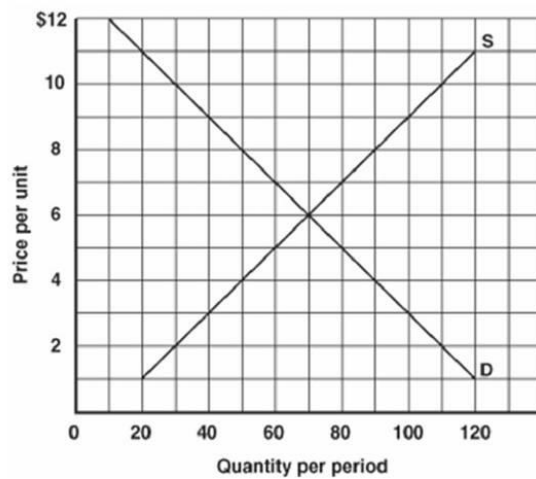
Blooms: Remember

Blooms: Understand

Difficulty: Medium

Learning Objective: 02-04 Explain the concept of (price and quantity) equilibrium.

Topic: 02-09 Market Equilibrium



118. Refer to the information above to answer this question. What is the effect if price is currently \$5?

- A. There is a surplus of 20.
- B. There is a shortage of 20.**
- C. The quantity supplied is 80
- D. The quantity traded is 80.

Blooms: Analyze

Blooms: Apply

Difficulty: Medium

Learning Objective: 02-04 Explain the concept of (price and quantity) equilibrium.

Topic: 02-09 Market Equilibrium

119. Refer to the information above to answer this question. Assume that there is a shortage of 40 units. What does this mean?

- A. Price will fall.
- B. Price must be \$8.
- C. The quantity traded is 40.
- D. Buyers would be willing to pay an additional \$4 per unit for the quantity being traded.**

Blooms: Analyze

Blooms: Apply

Difficulty: Hard

Learning Objective: 02-04 Explain the concept of (price and quantity) equilibrium.

Topic: 02-09 Market Equilibrium

120. Refer to the information above to answer this question. Assume that there is a surplus of 20 units. What does this mean?

- A. Price will rise.
- B. Price must be \$5.
- C. The quantity traded is 80.
- D. Buyers are only willing to pay \$2 less than the current price in order to buy all of the quantity supplied.**

Blooms: Analyze

Blooms: Apply

Difficulty: Hard

Learning Objective: 02-04 Explain the concept of (price and quantity) equilibrium.

Topic: 02-09 Market Equilibrium

121. Refer to the information above to answer this question. Assume that the market was at equilibrium and that demand increases by 20 units. What will be the new equilibrium price and quantity?

- A. Price will rise by \$2 and quantity traded will rise by 20 units.
- B. Price will fall by \$2 and quantity traded will fall by 20 units.
- C. Price will rise by \$1 and quantity traded will rise by 10 units.**
- D. Price will fall by \$1 and quantity traded will fall by 10 units.

Blooms: Analyze

Blooms: Apply

Difficulty: Medium

Learning Objective: 02-05 Demonstrate the causes and effects of a change in demand.

Topic: 02-12 The Effects of an Increase in Demand

122. What does the term "*demand*" refer to?

- A. The amounts that consumers are either willing or able to purchase at various prices.
- B. The amounts that consumers are both willing and able to purchase at various prices.**
- C. The quantity purchased at the equilibrium price.
- D. The price consumers are willing to pay for a certain quantity of a product.

Accessibility: Keyboard Navigation

Blooms: Analyze

Blooms: Apply

Difficulty: Easy

Learning Objective: 02-01 Explain the concept of demand.

Topic: 02-02 Individual Demand

123. What will a surplus of a product lead to?

- A. A reduction in supply.
- B. A reduction in price.**
- C. An increase in price.
- D. An increase in supply.

Accessibility: Keyboard Navigation

Blooms: Remember

Blooms: Understand

Difficulty: Easy

Learning Objective: 02-04 Explain the concept of (price and quantity) equilibrium.

Topic: 02-09 Market Equilibrium

124. What is the effect on income if there is a decrease in the price of a product?

- A. It will increase consumers' real income while leaving their actual income unchanged.**
- B. It will increase consumers' actual income while leaving their real income unchanged.
- C. It will decrease demand.
- D. It will have no effect on income.

Accessibility: Keyboard Navigation

Blooms: Remember

Blooms: Understand

Difficulty: Easy

Learning Objective: 02-01 Explain the concept of demand.

Topic: 02-03 Why Is the Demand Curve Downward Sloping?

125. What is the effect of an increase in the price of coffee?

- A. It will lead to an increase in the demand for tea.**
- B. It will lead to a decrease in the demand for tea.
- C. It will have no effect on the tea market.
- D. It will increase the demand for coffee.

Accessibility: Keyboard Navigation

Blooms: Remember

Blooms: Understand

Difficulty: Easy

Learning Objective: 02-05 Demonstrate the causes and effects of a change in demand.

Topic: 02-12 The Effects of an Increase in Demand

126. What is the slope of the demand curve?

- A. It is downward-sloping because when the price of a product falls, consumers are willing and able to buy more.
- B. It is upward-sloping because when the price of a product falls, consumers are willing and able to buy more.
- C. It is upward-sloping because when the price of a product increases, consumers are willing and able to buy more.
- D. It is downward-sloping because higher prices are associated with larger quantities.

Accessibility: Keyboard Navigation

Blooms: Remember

Blooms: Understand

Difficulty: Easy

Learning Objective: 02-01 Explain the concept of demand.

Topic: 02-03 Why Is the Demand Curve Downward Sloping?

127. What is the effect of an increase in the price of a resource?

- A. It will cause a decrease in the supply of the product.
- B. It will cause an increase in the supply of the product.
- C. It will cause a decrease in the demand for the product.
- D. It will cause an increase in the demand for the product.

Accessibility: Keyboard Navigation

Blooms: Remember

Blooms: Understand

Difficulty: Easy

Learning Objective: 02-06 Demonstrate the causes and effects of a change in supply.

Topic: 02-15 Determinants of a Change in Supply

128. In what way are Pepsi-Cola and Coca-Cola related?

- A. They are substitute products.
- B. They are complementary products.
- C. They are inferior products.
- D. They are unrelated products.

Accessibility: Keyboard Navigation

Blooms: Remember

Blooms: Understand

Difficulty: Easy

Learning Objective: 02-05 Demonstrate the causes and effects of a change in demand.

Topic: 02-11 Determinants of a Change in Demand

129. Which of the following could cause an increase in the supply of wheat?

- A. A decrease in the price of oats.
- B. An imposition of a sales tax on wheat.
- C. An increase in the price of fertilizer.
- D. Producers expect the price of wheat to increase.

Accessibility: Keyboard Navigation

Blooms: Remember

Blooms: Understand

Difficulty: Hard

Learning Objective: 02-06 Demonstrate the causes and effects of a change in supply.

Topic: 02-15 Determinants of a Change in Supply

130. All of the following, except one, would cause an increase in demand for a normal product. Which is the exception?

- A. An increase in consumers' incomes.
- B. An increase in the price of a substitute product.
- C. An increase in the size of the market.
- D. Consumer expectations of a lower future price for the product.

Accessibility: Keyboard Navigation

Blooms: Remember

Blooms: Understand

Difficulty: Medium

Learning Objective: 02-05 Demonstrate the causes and effects of a change in demand.

Topic: 02-11 Determinants of a Change in Demand

131. Which of the following pairs of goods are complementary?

- A. Coffee and tea.
- B. Skis and ski boots.
- C. Bread and crackers.
- D. Popcorn and pretzels.

Accessibility: Keyboard Navigation

Blooms: Remember

Blooms: Understand

Difficulty: Easy

Learning Objective: 02-05 Demonstrate the causes and effects of a change in demand.

Topic: 02-11 Determinants of a Change in Demand

132. All of the following, except one, would cause a decrease in the supply of product A. Which is the exception?

- A. An increase in the price of resources used to make product A.
- B. An increase in business taxes.
- C.** An improvement in technology.
- D. The expectation by suppliers that future prices of product A will be higher.

Accessibility: Keyboard Navigation

Blooms: Remember

Blooms: Understand

Difficulty: Easy

Learning Objective: 02-06 Demonstrate the causes and effects of a change in supply.

Topic: 02-15 Determinants of a Change in Supply

133. Which of the following best describes a normal product?

- A. A product that people both need and like.
- B.** A product whose demand increases if income increases.
- C. A product whose demand increases if income decreases.
- D. A staple product that everyone needs.

Accessibility: Keyboard Navigation

Blooms: Remember

Blooms: Understand

Difficulty: Medium

Learning Objective: 02-05 Demonstrate the causes and effects of a change in demand.

Topic: 02-11 Determinants of a Change in Demand

134. How will a change in income affect the demand for an inferior product?

- A. The demand will increase if the income of consumers increases.
- B.** The demand will increase if the income of consumers decreases.
- C. The demand for an inferior product is not affected by consumer incomes.
- D. The demand will remain the same but the quantity demanded will increase if income decreases.

Accessibility: Keyboard Navigation

Blooms: Remember

Blooms: Understand

Difficulty: Hard

Learning Objective: 02-05 Demonstrate the causes and effects of a change in demand.

Topic: 02-11 Determinants of a Change in Demand

135. Which of the following factors will shift the demand curve to the left?

- A. An increase in the price of a substitute product.
- B. A decrease in the price of a complementary product.
- C.** An increase in income if the product is an inferior product.
- D. The expectation that future prices of the product will be higher.

Accessibility: Keyboard Navigation

Blooms: Remember

Blooms: Understand

Difficulty: Hard

Learning Objective: 02-05 Demonstrate the causes and effects of a change in demand.

Topic: 02-11 Determinants of a Change in Demand

136. A rightward shift in the supply curve for a product could be caused by all of the following except one. Which is the exception?

- A.** The expectation of suppliers that the future price of the product will increase
- B. A decrease in the price of a productive resource used in its manufacture
- C. A decrease in the price of a product that is a substitute in production
- D. A technological improvement in manufacturing methods for the product

Accessibility: Keyboard Navigation

Blooms: Remember

Blooms: Understand

Difficulty: Hard

Learning Objective: 02-06 Demonstrate the causes and effects of a change in supply.

Topic: 02-16 The Effects of an Increase in Supply

Table 2.11 depicts the market for mushrooms (in thousands of kilograms per month).

Table 2.11								
Price (\$)	2.50	3.00	3.50	4.00	4.50	5.00	5.50	6.00
Quantity demanded	64	62	60	58	56	54	52	50
Quantity supplied	40	44	48	52	56	60	64	68

137. Refer to Table 2.11 to answer this question. What are the values of equilibrium price and quantity traded?

- A. \$3 and 52.
- B. \$3 and 62.
- C. \$4 and 58.
- D. \$4.50 and 56.**
- E. They cannot be determined from the data.

Accessibility: Keyboard Navigation

Blooms: Analyze

Blooms: Apply

Difficulty: Easy

Learning Objective: 02-04 Explain the concept of (price and quantity) equilibrium.

Topic: 02-09 Market Equilibrium

138. Refer to Table 2.11 to answer this question. What will happen if the price of the product is \$3?

- A. There would be a surplus of 18, which would lead to a decrease in price.
- B. There would be a shortage of 18, which would lead to an increase in price.**
- C. There would be a shortage of 18, which would lead to a decrease in price.
- D. There would be a surplus of 18, which would lead to an increase in price.
- E. There would be neither a surplus nor a shortage.

Accessibility: Keyboard Navigation

Blooms: Analyze

Blooms: Apply

Difficulty: Medium

Learning Objective: 02-04 Explain the concept of (price and quantity) equilibrium.

Topic: 02-09 Market Equilibrium

139. In what way are products A and B related if an increase in the price of product A leads to a decrease in the demand for product B?

- A. Consumer income has increased, and product A is an inferior product.
- B. Consumer income has decreased, and product A is a normal product.
- C. The two products must be complements.**
- D. The two products must be substitutes.
- E. The two products must be inferior products.

Accessibility: Keyboard Navigation

Blooms: Remember

Blooms: Understand

Difficulty: Hard

Learning Objective: 02-05 Demonstrate the causes and effects of a change in demand.

Topic: 02-11 Determinants of a Change in Demand

140. What is the effect of a shortage?

- A. It will cause a decrease in the price, leading to an increase in the quantity supplied and a decrease in the quantity demanded.
- B. It will cause a decrease in the price, leading to a decrease in the quantity supplied and an increase in the quantity demanded.
- C. It will cause an increase in the price, leading to an increase in the quantity supplied and a decrease in the quantity demanded.**
- D. It will cause an increase in the price, leading to a decrease in the quantity supplied and an increase in the quantity demanded.

Accessibility: Keyboard Navigation

Blooms: Remember

Blooms: Understand

Difficulty: Hard

Learning Objective: 02-04 Explain the concept of (price and quantity) equilibrium.

Topic: 02-09 Market Equilibrium

141. What is the effect of an increase in demand for a product?

- A. Its price will rise and quantity traded will decrease.
- B. Its price will rise and quantity traded will increase.**
- C. Its price will fall and quantity traded will decrease.
- D. Its price will fall and quantity traded will increase.

Accessibility: Keyboard Navigation

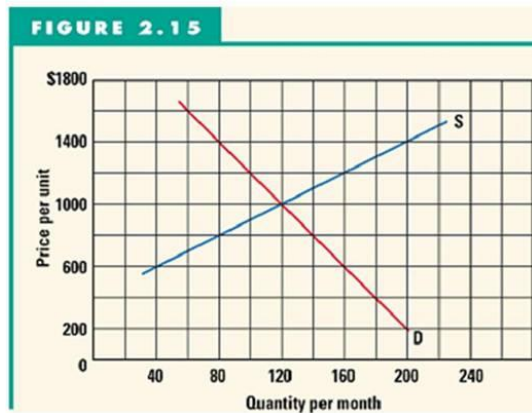
Blooms: Remember

Blooms: Understand

Difficulty: Medium

Learning Objective: 02-05 Demonstrate the causes and effects of a change in demand.

Topic: 02-12 The Effects of an Increase in Demand



142. Refer to Figure 2.15 to answer this question. What will be the effect if the price is now \$1,200?

- A. There would be a surplus of 30.
- B. There would be a shortage of 30.
- C. 160 would be purchased.
- D. There would be a surplus of 60.**
- E. The price will increase.

Blooms: Analyze

Blooms: Apply

Difficulty: Easy

Learning Objective: 02-04 Explain the concept of (price and quantity) equilibrium.

Topic: 02-09 Market Equilibrium

143. Refer to Figure 2.15 to answer this question. Assume that there is a shortage of 60 units. What does this mean?

- A. The price must be \$800.
- B. The price must be above equilibrium.
- C. The price must be \$1,200.
- D. The price must be \$600.

Blooms: Analyze

Blooms: Apply

Difficulty: Medium

Learning Objective: 02-04 Explain the concept of (price and quantity) equilibrium.

Topic: 02-09 Market Equilibrium

144. Refer to Figure 2.15 to answer this question. Suppose that initially the market was in equilibrium and that demand increased by 60. What will be the new equilibrium as a result?

- A. A price of \$1,000 and quantity traded of 120.
- B. A price of \$1,000 and quantity traded of 160.
- C. A price of \$1,200 and quantity traded of 160.
- D. A price of \$1,400 and quantity traded of 160.
- E. A price of \$1,400 and quantity traded of 240.

Blooms: Analyze

Blooms: Apply

Difficulty: Medium

Learning Objective: 02-05 Demonstrate the causes and effects of a change in demand.

Topic: 02-12 The Effects of an Increase in Demand

145. How will the demand and supply of a product be affected if both producers and consumers expect the future price of a product will be higher than at present?

- A. It will cause an increase in demand but a decrease in supply.
- B. It will cause an increase in both the demand and supply.
- C. It will cause a decrease in both the demand and supply.
- D. It will cause an increase in supply but will have no effect on demand.
- E. It will cause an increase in supply but a decrease in demand.

Accessibility: Keyboard Navigation

Blooms: Remember

Blooms: Understand

Difficulty: Hard

Learning Objective: 02-04 Explain the concept of (price and quantity) equilibrium.

Topic: 02-09 Market Equilibrium

Chapter 02 - Demand and Supply: An Introduction

146. All else held constant, an increase in supply will lead to a
- A. decrease in price and increase in quantity demanded.
 - B. increase in price and increase in quantity demanded.
 - C. increase in price and decrease in quantity demanded.
 - D. decrease in price and decrease in quantity demanded.

Accessibility: Keyboard Navigation

Blooms: Remember

Blooms: Understand

Difficulty: Medium

Learning Objective: 02-06 Demonstrate the causes and effects of a change in supply.

Topic: 02-16 The Effects of an Increase in Supply

147. All else held constant, a decrease in supply will lead to a
- A. decrease in price and increase in quantity demanded.
 - B. increase in price and increase in quantity demanded.
 - C. increase in price and decrease in quantity demanded.
 - D. decrease in price and decrease in quantity demanded.

Accessibility: Keyboard Navigation

Blooms: Remember

Blooms: Understand

Difficulty: Medium

Learning Objective: 02-06 Demonstrate the causes and effects of a change in supply.

Topic: 02-14 Change in Supply

148. All else held constant, an increase in demand will lead to a
- A. decrease in price and increase in quantity supplied.
 - B. increase in price and increase in quantity supplied.
 - C. increase in price and decrease in quantity supplied.
 - D. decrease in price and decrease in quantity supplied.

Accessibility: Keyboard Navigation

Blooms: Remember

Blooms: Understand

Difficulty: Medium

Learning Objective: 02-05 Demonstrate the causes and effects of a change in demand.

Topic: 02-12 The Effects of an Increase in Demand

149. All else held constant, a decrease in demand will lead to a
- A. decrease in price and increase in quantity supplied.
 - B. increase in price and increase in quantity supplied.
 - C. increase in price and decrease in quantity supplied.
 - D.** decrease in price and decrease in quantity supplied.

Accessibility: Keyboard Navigation

Blooms: Remember

Blooms: Understand

Difficulty: Medium

Learning Objective: 02-05 Demonstrate the causes and effects of a change in demand.

Topic: 02-13 The Effects of a Decrease in Demand

The following table shows the quantity demanded and quantity supplied of grapefruits (in millions of kilos):

Price per kilo (\$)	Quantity Demanded (in millions of kilos)	Quantity Supplied (in millions of kilos)
1.75	40	16
2.00	38	20
2.25	36	24
2.50	34	28
2.75	32	32
3.00	30	36
3.25	28	40

150. Refer to the table above to answer this question. If the price of oranges (a substitute) were to decrease, causing the demand for grapefruit to change by 12 million of kilos, what will be the new equilibrium price and quantity?

- A.** \$2.25 and 24 million kilos
- B. \$2.25 and 48 million kilos
- C. \$2.75 and 44 million kilos
- D. \$3.25 and 40 million kilos

Accessibility: Keyboard Navigation

Blooms: Analyze

Blooms: Apply

Difficulty: Hard

Learning Objective: 02-05 Demonstrate the causes and effects of a change in demand.

Topic: 02-13 The Effects of a Decrease in Demand

151. Refer to the table above to answer this question. If buyers think that the price of grapefruits is going to rise, causing the demand to change by 6 million kilos, what will be the new equilibrium price and quantity?

- A. \$2.50 and 28 million kilos
- B. \$2.75 and 26 million kilos
- C. \$2.50 and 26 million kilos
- D.** \$3.00 and 36 million kilos

Accessibility: Keyboard Navigation

Blooms: Analyze

Blooms: Apply

Difficulty: Hard

Learning Objective: 02-05 Demonstrate the causes and effects of a change in demand.

Topic: 02-12 The Effects of an Increase in Demand

152. Refer to the table above to answer this question. If factor prices were to rise, causing the supply to change by 12 million kilos, what will be the new equilibrium price and quantity?

- A. \$2.25 and 36 million kilos
- B. \$2.75 and 20 million kilos
- C. \$2.75 and 44 million kilos
- D. \$3.25 and 28 million kilos**

Accessibility: Keyboard Navigation

Blooms: Analyze

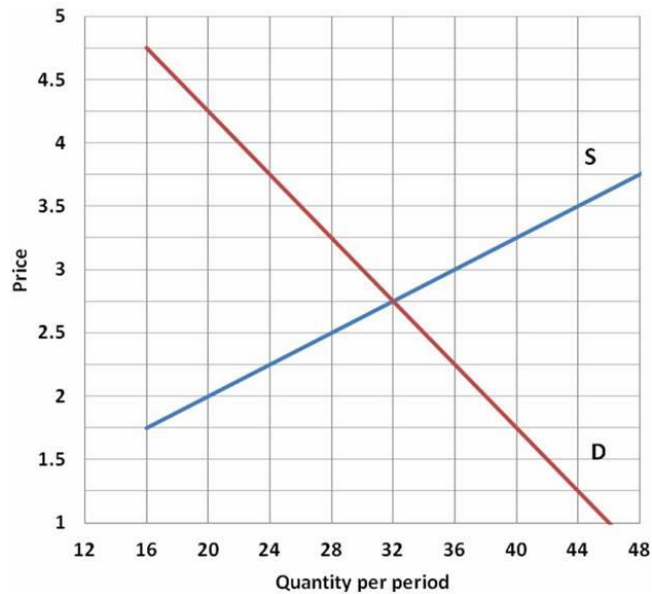
Blooms: Apply

Difficulty: Hard

Learning Objective: 02-06 Demonstrate the causes and effects of a change in supply.

Topic: 02-14 Change in Supply

The following figure shows the market for grapefruit (in kilos):



153. Refer to the diagram above to answer this question. If the price of oranges (a substitute) were to decrease, causing the demand for grapefruit to change by 12 kilos, what will be the new equilibrium price and quantity?

- A.** \$2.25 and 24 kilos
- B. \$2.25 and 48 kilos
- C. \$2.75 and 44 kilos
- D. \$3.25 and 40 kilos

Blooms: Analyze

Blooms: Apply

Difficulty: Hard

Learning Objective: 02-05 Demonstrate the causes and effects of a change in demand.

Topic: 02-13 The Effects of a Decrease in Demand

154. Refer to the diagram above to answer this question. If buyers think that the price of grapefruits is going to rise, causing the demand to change by 6 kilos, what will be the new equilibrium price and quantity?

- A. \$2.50 and 28 kilos
- B. \$2.75 and 26 kilos
- C. \$2.50 and 26 kilos
- D.** \$3.00 and 36 kilos

Blooms: Analyze

Blooms: Apply

Difficulty: Hard

Learning Objective: 02-05 Demonstrate the causes and effects of a change in demand.

Topic: 02-12 The Effects of an Increase in Demand

155. Refer to the diagram above to answer this question. If factor prices were to rise, causing the supply to change by 12 kilos, what will be the new equilibrium price and quantity?

- A. \$2.25 and 36 kilos
- B. \$2.75 and 20 kilos
- C. \$2.75 and 44 kilos
- D.** \$3.25 and 28 kilos

Blooms: Analyze

Blooms: Apply

Difficulty: Hard

Learning Objective: 02-06 Demonstrate the causes and effects of a change in supply.

Topic: 02-14 Change in Supply

True / False Questions

156. The term "demand" means the quantities that people would like to purchase at various different prices.

FALSE

Accessibility: Keyboard Navigation

Blooms: Remember

Blooms: Understand

Difficulty: Easy

Learning Objective: 02-01 Explain the concept of demand.

Topic: 02-02 Individual Demand

157. A change in the price of a product has no effect on the demand for that same product.

TRUE

Accessibility: Keyboard Navigation

Blooms: Remember

Blooms: Understand

Difficulty: Easy

Learning Objective: 02-01 Explain the concept of demand.

Topic: 02-02 Individual Demand

158. An increase in the price of a product causes a decrease in the real income of consumers.

TRUE

Accessibility: Keyboard Navigation

Blooms: Remember

Blooms: Understand

Difficulty: Easy

Learning Objective: 02-01 Explain the concept of demand.

Topic: 02-03 Why Is the Demand Curve Downward Sloping?

159. An increase in the price of a product leads to an increase in the supply.

FALSE

Accessibility: Keyboard Navigation

Blooms: Remember

Blooms: Understand

Difficulty: Easy

Learning Objective: 02-02 Explain the concept of supply.

Topic: 02-06 Individual Supply

Chapter 02 - Demand and Supply: An Introduction

160. Equilibrium price implies that everyone who would like to purchase a product is able to.
FALSE

Accessibility: Keyboard Navigation

Blooms: Remember

Blooms: Understand

Difficulty: Easy

Learning Objective: 02-04 Explain the concept of (price and quantity) equilibrium.

Topic: 02-09 Market Equilibrium

161. Surpluses drive prices up; shortages drive prices down.
FALSE

Accessibility: Keyboard Navigation

Blooms: Remember

Blooms: Understand

Difficulty: Easy

Learning Objective: 02-04 Explain the concept of (price and quantity) equilibrium.

Topic: 02-09 Market Equilibrium

162. An increase in incomes will lead to a decrease in the demand for an inferior product.
TRUE

Accessibility: Keyboard Navigation

Blooms: Remember

Blooms: Understand

Difficulty: Easy

Learning Objective: 02-05 Demonstrate the causes and effects of a change in demand.

Topic: 02-11 Determinants of a Change in Demand

163. A decrease in the demand for a product will lead to a decrease in both the price and the quantity traded.
TRUE

Accessibility: Keyboard Navigation

Blooms: Remember

Blooms: Understand

Difficulty: Easy

Learning Objective: 02-05 Demonstrate the causes and effects of a change in demand.

Topic: 02-13 The Effects of a Decrease in Demand

164. An increase in business taxes causes the supply curve to shift left.

TRUE

Accessibility: Keyboard Navigation

Blooms: Remember

Blooms: Understand

Difficulty: Easy

Learning Objective: 02-06 Demonstrate the causes and effects of a change in supply.

Topic: 02-15 Determinants of a Change in Supply

165. A decrease in supply causes the price to fall and the quantity traded to increase.

FALSE

Accessibility: Keyboard Navigation

Blooms: Remember

Blooms: Understand

Difficulty: Easy

Learning Objective: 02-06 Demonstrate the causes and effects of a change in supply.

Topic: 02-15 Determinants of a Change in Supply

Short Answer Questions

166. Briefly explain the five determinants of market demand.

The first determinant of market demand is consumer preferences, i.e. the tastes and fashions of consumer. The second is consumer incomes. For a normal product, higher incomes leads to a higher demand; on the other hand, for an inferior product higher incomes lead to a lower demand. The third determinant is the prices of related products, which include substitute products, and complementary products. The demand will be higher if the price of a substitute increases or the price of a complement decreases. The fourth determinant is expectations of the future. The demand will increase if future prices or incomes are expected to be higher or a future shortage is anticipated. The final determinant is the population. The market demand for a product may be affected if there is a change in the size, income, or age distribution of the population.

Accessibility: Keyboard Navigation

Blooms: Remember

Blooms: Understand

Difficulty: Medium

Learning Objective: 02-05 Demonstrate the causes and effects of a change in demand.

Topic: 02-11 Determinants of a Change in Demand

167. What is the distinction between supply and quantity supplied?

Supply refers to the whole range of quantities that are supplied at various prices as depicted by a supply schedule or supply curve. The quantity supplied refers to a particular quantity at a particular price, i.e., a point on a supply curve.

Accessibility: Keyboard Navigation

Blooms: Remember

Blooms: Understand

Difficulty: Medium

Learning Objective: 02-02 Explain the concept of supply.

Topic: 02-06 Individual Supply

168. Explain the difference between a normal product and an inferior product.

A normal product is one in which the demand increases as incomes increase (there is a direct relationship between them); an inferior product is one in which the demand **decreases** when incomes increase (there is an inverse relationship between them).

Accessibility: Keyboard Navigation

Blooms: Remember

Blooms: Understand

Difficulty: Easy

Learning Objective: 02-05 Demonstrate the causes and effects of a change in demand.

Topic: 02-11 Determinants of a Change in Demand

169. Explain how a market adjusts to an increase in the supply of a product.

An increase in the supply of a product will initially lead to a surplus. As a result competition among the sellers will cause the price to decrease. The effect of a decrease in the price will be an increase in the quantity demanded and a decrease in the quantity supplied. Both factors will help to eliminate the surplus. Eventually the price will be lower and the quantity traded will be higher than initially.

Accessibility: Keyboard Navigation

Blooms: Remember

Blooms: Understand

Difficulty: Medium

Learning Objective: 02-06 Demonstrate the causes and effects of a change in supply.

Topic: 02-16 The Effects of an Increase in Supply

170. Briefly explain the six determinants of market supply.

The first determinant of supply is the prices of resources. Lower prices will cause costs of production to fall leading to an increase in supply. Secondly, a drop in business taxes will also decrease costs and increase supply. The third determinant is technological change. An improved method of production also lowers costs and increases supply. The fourth determinant is the prices of substitutes in production. If the price of a productively related product were to fall it would cause an increase in the supply of the other product. Fifthly, supply will increase if producers believe that future prices of the product will be lower. The final determinant of supply is the number of suppliers; the greater the number of suppliers, the higher will be the supply.

Accessibility: Keyboard Navigation

Blooms: Remember

Blooms: Understand

Difficulty: Medium

Learning Objective: 02-06 Demonstrate the causes and effects of a change in supply.

Topic: 02-15 Determinants of a Change in Supply

171. Stuff-Crust Pizza is a new pizza introduced by Pizza Hut. What happens to the equilibrium price and equilibrium quantity in each of the following situations?

- a. Due to weather conditions, crop yields (including wheat) decreased.
 - b. The price of beer decreased
 - c. Domino's Pizza introduced a similar type of pizza that sold for \$1 less than the one by Pizza Hut.
 - d. A recession reduced households' income.
 - e. A new oven technology reduced the time it takes to bake a pizza.
-
- a. A reduction in the supply of wheat raises its price. Since wheat is used to make pizza dough, the cost of producing a unit of pizza rises. The supply curve for pizza shifts to the left, the equilibrium price rises, and the equilibrium quantity decreases.
 - b. To many people, beer and pizza are complementary goods. A decrease in the price of beer increase the quantity of beer demanded, and shifts the demand curve for pizza to the right. As a result, the equilibrium price of pizza rises, as does the equilibrium quantity.
 - c. If households perceive the two pizzas as substitutes, the quantity demanded for Domino Pizza's pizza rises. This decreases the demand for Pizza Hut's pizza, which lowers its equilibrium price and equilibrium quantity. The size of the shift depends on brand loyalty.
 - d. It's reasonable to assume that Stuff-Crust Pizza is a normal good. Thus, a reduction in consumers' income lowers the demand for pizza, which decreases both the equilibrium price and equilibrium quantity of pizza. Note here that the exact opposite happens if pizza is an inferior good.
 - e. The new technology lowers the cost of producing a unit of pizza. The supply curve shifts to the right, equilibrium quantity rises, and equilibrium price decreases.

Accessibility: Keyboard Navigation

Blooms: Remember

Blooms: Understand

Difficulty: Hard

Learning Objective: 02-05 Demonstrate the causes and effects of a change in demand.

Learning Objective: 02-06 Demonstrate the causes and effects of a change in supply.

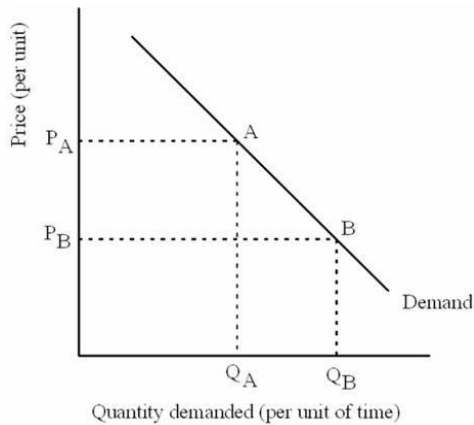
Topic: 02-11 Determinants of a Change in Demand

Topic: 02-15 Determinants of a Change in Supply

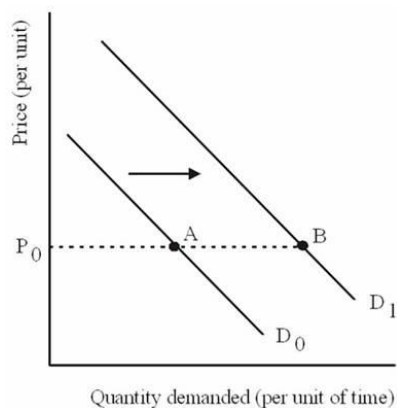
172. Demonstrate graphically and explain verbally the difference between an increase in the quantity demanded and an increase in demand. Describe what might have caused each to occur.

Chapter 02 - Demand and Supply: An Introduction

An increase in the quantity demanded refers to moving downward along a demand curve as illustrated by the movement from point A to point B in the diagram below. This movement is caused by a decrease in the price of the item being demanded.



An increase in demand refers to a rightward shift of the entire demand curve (from D_0 to D_1) as illustrated by the movement from point A to point B in the diagram below. This movement is the result of a change in one of the 5 determinants of change in demand, such as a rise in income, a drop in the price of a complement, rise in the price of a substitute, a change in taste toward the product, an increase in future expectations of a higher price or income, or an increase in the size of the market.



Blooms: Analyze

Blooms: Apply

Blooms: Remember

Blooms: Understand

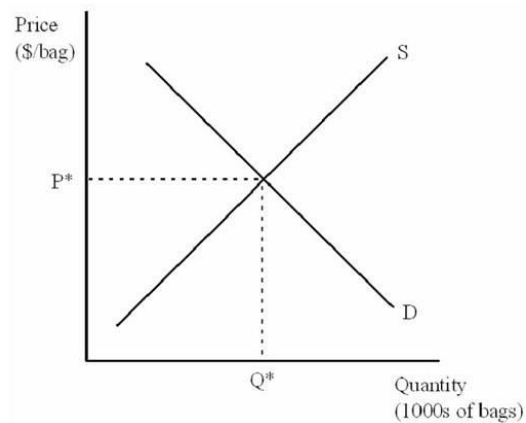
Difficulty: Hard

Learning Objective: 02-05 Demonstrate the causes and effects of a change in demand.

Topic: 02-02 Individual Demand

Topic: 02-10 Change in Demand

173. Consider the following supply and demand diagram for Tootsie Rolls. Note that the market is currently in equilibrium, with a price of P^* and a quantity exchanged of Q^* .

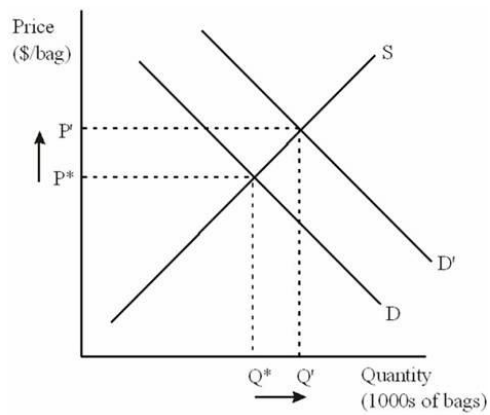


For each of the scenarios below, draw a picture that illustrates the impact on price and quantity exchanged. Explain each of your pictures by describing what is happening to the **demand** side of the market.

- (a) The American Association of Chocolate Lovers designates the Tootsie Roll as its official candy.
- (b) The Tootsie Roll Company computerizes their Tootsie Roll manufacturing plant, lowering unit costs of production.

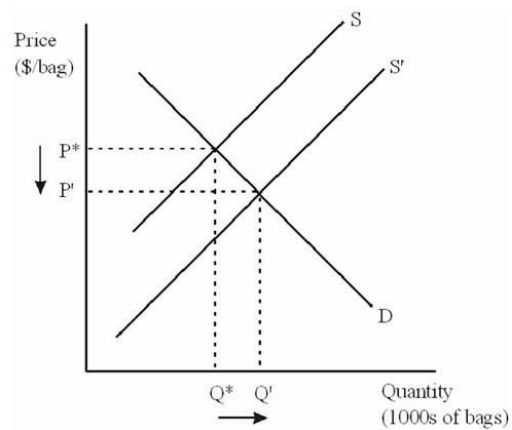
Chapter 02 - Demand and Supply: An Introduction

(a) The diagram:



The designation of Tootsie Rolls as the official candy of The American Association of Chocolate Lovers results in more people buying Tootsie Rolls. This is an increase in demand, shown in the diagram as a shift of the demand curve to the right from D to D' .

(b) The diagram:



Chapter 02 - Demand and Supply: An Introduction

By computerizing their manufacturing plant, the Tootsie Roll Company can make more Tootsie Rolls per hour, increasing the productivity of their plant. This increase in productivity means that any given output level costs less to produce, so the Tootsie Roll Company can charge a lower price than before and still maintain its previous profit levels. This results in an increase in supply; shown as a shift of the supply curve to the right from S to S'. From the demand side of the market, it results in a lower price and an increase in the quantity demanded. This is shown by the movement downward along the demand curve.

Blooms: Analyze

Blooms: Apply

Blooms: Remember

Blooms: Understand

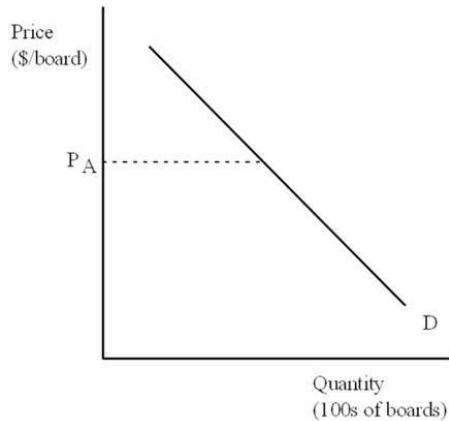
Difficulty: Hard

Learning Objective: 02-07 Explain why demand and supply determine price and the quantity traded; and not the reverse.

Topic: 02-11 Determinants of a Change in Demand

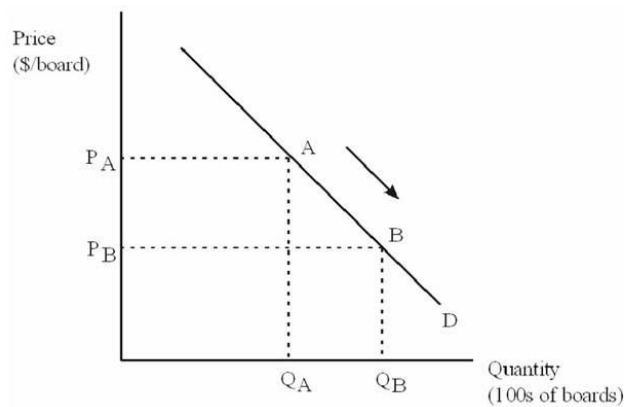
Topic: 02-17 Final Words

174. Suppose that the consumer side of the market for skateboards in New York is represented by the diagram below. The current price of skateboards is P_A . Each of the events described below will have some impact on the demand for skateboards. For each event, draw a diagram to illustrate the effect of the event. Be sure to explain your diagrams using pertinent economic terminology ("movement along" or "shift in").



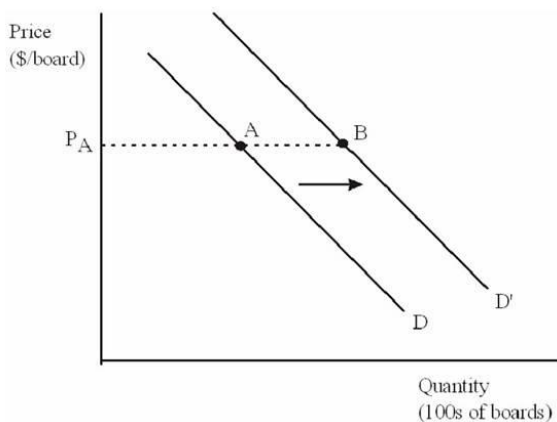
- (a) A drop in the price of skateboards.
- (b) A drop in the price of kneepads.
- (c) A decline in income.

(a) The diagram:



A drop in the price of skateboards, say from P_A to P_B , results in a movement downward along the demand curve, such as shown above from A to B, resulting in more skateboards being purchased (Q_A to Q_B). Using economic terminology, this change is referred to as an **increase in the quantity demanded**.

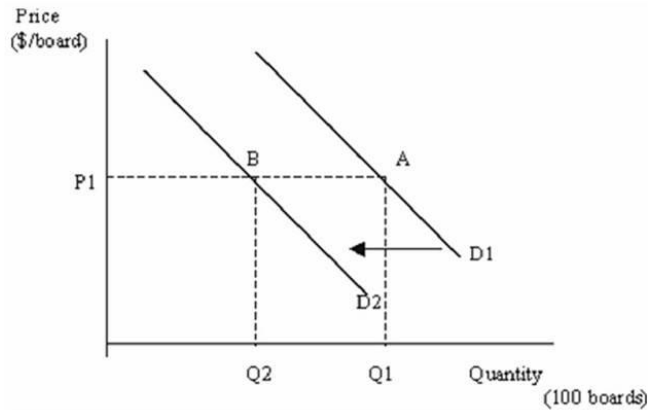
(b) The diagram:



Many skateboarders wear kneepads. Consequently, when the price of kneepads drops, skateboarding will become more affordable; resulting in more skateboards being purchased at each price. In the picture of the demand for skateboards, this is illustrated by a shift to the right of the demand curve for skateboards, from D to D'. At the original price P_A , there is a movement from point A on demand D to point B on demand D'. Using economic terminology, this change is referred to as an **increase in demand**.

(c) The diagram

Chapter 02 - Demand and Supply: An Introduction



Assuming that skateboards are normal goods, a decline in income decreases the demand for skateboards. The demand curve shifts to the left, implying that there are fewer skateboards demanded (Q2 compared to Q1) at the same price level (P1).

Blooms: Analyze

Blooms: Apply

Blooms: Remember

Blooms: Understand

Difficulty: Medium

Learning Objective: 02-05 Demonstrate the causes and effects of a change in demand.

Topic: 02-10 Change in Demand

175. Demonstrate graphically and explain verbally the concept of a shortage. Is price above or below equilibrium?

A shortage refers to situations where the quantity demanded is greater than the quantity supplied. This is illustrated in the diagram below. At price P_B the quantity demanded (Q_D) is greater than the quantity supplied (Q_S) and thus a shortage of $Q_D - Q_S$ exists. Price is below equilibrium.

Blooms: Analyze

Blooms: Apply

Difficulty: Easy

Learning Objective: 02-04 Explain the concept of (price and quantity) equilibrium.

Topic: 02-09 Market Equilibrium

176. Which of the following factors will lead to a decrease in the demand for apple juice (Apple juice is considered to be a normal good):

- a) An increase in the price of apple juice.
- b) An increase in the price of apples.
- c) The expectation by consumers that the price of apple juice is likely to decrease.
- d) A decrease in consumers' average income.
- e) An increase in the price of orange juice.

c

Accessibility: Keyboard Navigation

Blooms: Remember

Blooms: Understand

Difficulty: Medium

Learning Objective: 02-05 Demonstrate the causes and effects of a change in demand.

Topic: 02-11 Determinants of a Change in Demand

177. The following table shows the market demand and supply for Gala apples in Red Deer.

Price (\$)	Quantity Demanded	Quantity Supplied
0	250	90
1	220	100
2	190	110
3	160	120
4	130	130
5	100	140
6	70	150

- a) What is the equilibrium price and quantity traded?
- b) Suppose that the supply increases by 80, what would be the new equilibrium price and quantity traded?
- c) After the increase in supply, what would be the surplus/shortage at a price of \$3?

- a) Price: \$4; quantity traded: 130.
- b) Price: \$2; quantity traded: 190.
- c) Surplus of 40.

Accessibility: Keyboard Navigation

Blooms: Analyze

Blooms: Apply

Difficulty: Medium

Learning Objective: 02-04 Explain the concept of (price and quantity) equilibrium.

Topic: 02-09 Market Equilibrium

178. Consider the effects of each event outlined in the following table on the market for **orange juice** in Canada. Place a (+), (-) or (-) under the appropriate heading to indicate whether there will be an increase, decrease, or no change in demand (D), supply (S), equilibrium price (P) and quantity traded (Q). Assume orange juice is a normal good.

	D	S	P	Q
a) Medical research indicates that orange juice can cure baldness.				
b) There is a significant increase in the price of oranges.				
c) An increase in income taxes reduces the after-tax income of Canadians				
d) An improved method of juicing is introduced in the industry				
e) The price of apple juice increases dramatically				

Chapter 02 - Demand and Supply: An Introduction

	D	S	P	Q
a)	↑	–	↑	↑
b)	–	↓	↑	↓
c)	↓	–	↓	↓
d)	–	↑	↓	↑
e)	↑	–	↑	↑

Blooms: Remember

Blooms: Understand

Difficulty: Hard

Learning Objective: 02-07 Explain why demand and supply determine price and the quantity traded; and not the reverse.

Topic: 02-17 Final Words

179. In Agfa, at a market price of \$3 per kilo, there is a shortage of 60 kilos of basmati rice. For each 50-cent increase in the price, the quantity demanded drops by 8 kilos, while the quantity supplied increases by 12 kilos.

- a) What will be the equilibrium price?
- b) What will be the surplus/shortage at a price of \$5.50?

- a) \$4.50
- b) Surplus of 40 kilos.

Accessibility: Keyboard Navigation

Blooms: Analyze

Blooms: Apply

Blooms: Remember

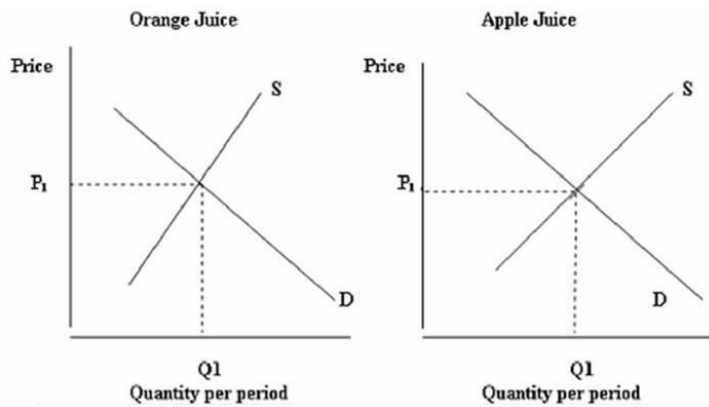
Blooms: Understand

Difficulty: Hard

Learning Objective: 02-04 Explain the concept of (price and quantity) equilibrium.

Topic: 02-09 Market Equilibrium

180. The two graphs below show the markets for orange juice and apple juice, which are initially in equilibrium:



Show what will happen to the prices and quantities traded of both products if a severe frost in Florida were to seriously damage the orange crop.

Blooms: Analyze

Blooms: Apply

Blooms: Remember

Blooms: Understand

Difficulty: Medium

Learning Objective: 02-07 Explain why demand and supply determine price and the quantity traded; and not the reverse.

Topic: 02-17 Final Words

181. Explain how a surplus will be eliminated.

A surplus occurs when the quantity demanded is less than the quantity supplied. A price decrease will eliminate a surplus. A price decrease will increase the quantity demanded and decrease the quantity supplied. The price will continue to decrease until the quantity demanded is equal to the quantity supplied.

Accessibility: Keyboard Navigation

Blooms: Remember

Blooms: Understand

Difficulty: Medium

Learning Objective: 02-04 Explain the concept of (price and quantity) equilibrium.

Topic: 02-09 Market Equilibrium

182. Explain how a shortage will be eliminated.

A shortage occurs when the quantity demanded is greater than the quantity supplied. A price increase will eliminate a shortage. A price increase will decrease the quantity demanded and increase the quantity supplied. The price will continue to increase until the quantity demanded is equal to the quantity supplied.

Accessibility: Keyboard Navigation

Blooms: Remember

Blooms: Understand

Difficulty: Medium

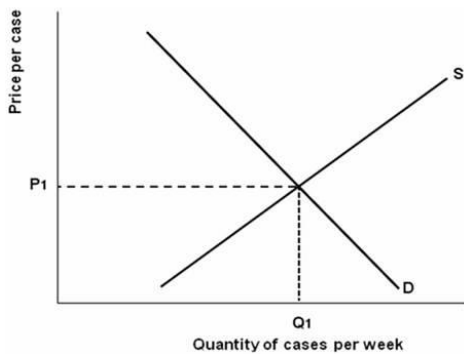
Learning Objective: 02-04 Explain the concept of (price and quantity) equilibrium.

Topic: 02-09 Market Equilibrium

183. Assume that the market for jeans is initially in equilibrium.

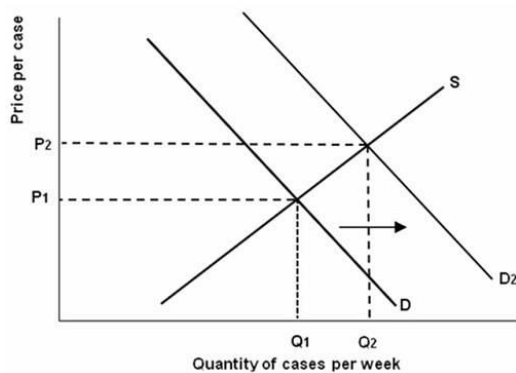
- a) Draw a demand and supply diagram to illustrate the initial equilibrium.
- b) Explain the impact on the market for jeans if consumers expect the future price for jeans to increase.
- c) Graphically illustrate the impact on the diagram you prepared for part (a).

a)



b) An increase in the future expected price of jeans by consumers will increase the demand curve to the right. The price and quantity traded will increase.

c)



Blooms: Analyze

Blooms: Apply

Blooms: Remember

Blooms: Understand

Difficulty: Easy

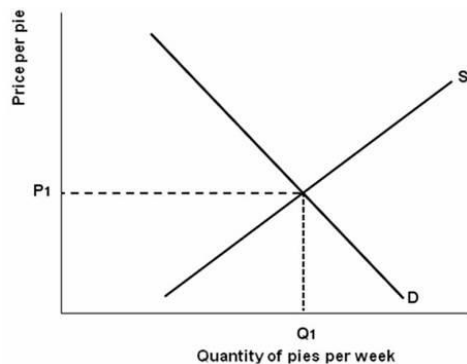
Learning Objective: 02-05 Demonstrate the causes and effects of a change in demand.

Topic: 02-12 The Effects of an Increase in Demand

184. Assume the market for apple pie is initially in equilibrium.

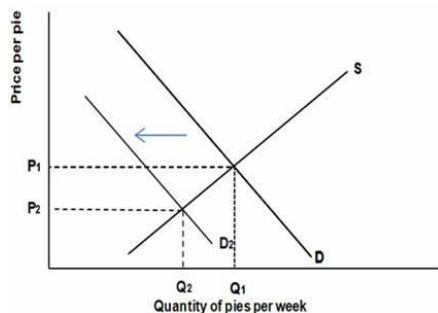
- Draw a demand and supply diagram to illustrate the initial equilibrium.
- Explain the impact on the apple pie market if there is an increase in the price of vanilla ice cream.
- Graphically illustrate the impact on the diagram you prepared for part (a).

a)



b) Assuming vanilla ice cream and apple pie are complementary goods, an increase in the price of vanilla ice cream will decrease the demand for apple pie. The price and quantity traded will decrease.

c)



Blooms: Analyze

Blooms: Apply

Blooms: Remember

Blooms: Understand

Difficulty: Easy

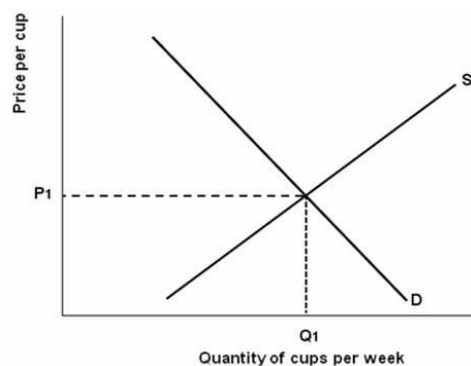
Learning Objective: 02-05 Demonstrate the causes and effects of a change in demand.

Topic: 02-13 The Effects of a Decrease in Demand

185. Assume the market for coffee is initially in equilibrium.

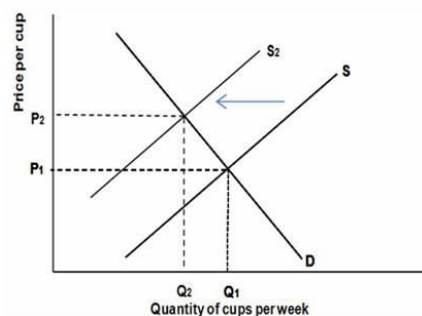
- a) Draw a demand and supply diagram to illustrate the initial equilibrium.
- b) Explain the impact on the coffee market if there is an increase in the price of coffee beans.
- c) Graphically illustrate the impact on the diagram you prepared for part (a).

a)



- b) An increase in the price of coffee beans will decrease the supply of coffee. Coffee beans are an input for coffee. The price will increase and quantity traded will decrease.

c)



Blooms: Analyze

Blooms: Apply

Blooms: Remember

Blooms: Understand

Difficulty: Easy

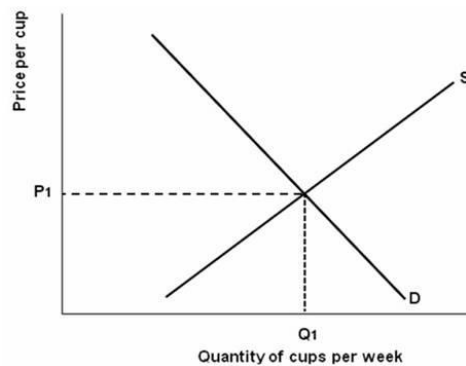
Learning Objective: 02-06 Demonstrate the causes and effects of a change in supply.

Topic: 02-15 Determinants of a Change in Supply

186. Assume the market for coffee is initially in equilibrium.

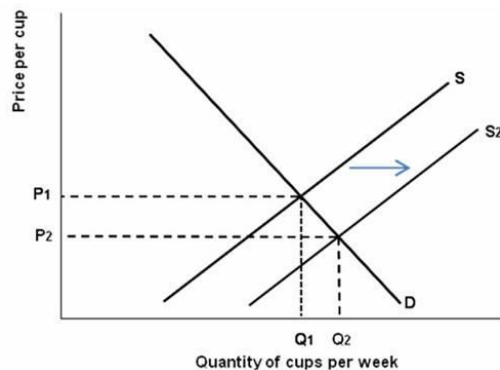
- a) Draw a demand and supply diagram to illustrate the initial equilibrium.
- b) Explain the impact on the coffee market if there is a decrease in business taxes.
- c) Graphically illustrate the impact on the diagram you prepared for part (a).

a)



b) A decrease in business taxes will increase the supply for coffee. The price will decrease and quantity traded will increase.

c)



Blooms: Analyze

Blooms: Apply

Blooms: Remember

Blooms: Understand

Difficulty: Easy

Learning Objective: 02-06 Demonstrate the causes and effects of a change in supply.

Topic: 02-15 Determinants of a Change in Supply

187. Why is the demand curve downward sloping? Explain.

The demand curve is downward sloping because people tend to buy more at lower prices than at higher prices. For a given change in price, this will change the consumer's real income therefore affecting their ability to purchase. This is the income effect. A price change of a product will affect the consumers' willingness to purchase it. This is the substitution effect.

Accessibility: Keyboard Navigation

Blooms: Remember

Blooms: Understand

Difficulty: Medium

Learning Objective: 02-01 Explain the concept of demand.

Topic: 02-03 Why Is the Demand Curve Downward Sloping?

188. Define demand.

Demand refers to the quantities that consumers are willing and able to buy per period of time at various prices.

Accessibility: Keyboard Navigation

Blooms: Remember

Blooms: Understand

Difficulty: Easy

Learning Objective: 02-01 Explain the concept of demand.

Topic: 02-02 Individual Demand

189. Explain the effects of a decrease in demand.

A decrease in demand will lead to a surplus and result in price and quantity traded to fall. Prices will continue to decrease until the surplus is eliminated and a new equilibrium quantity demanded and quantity supplied is reached.

Accessibility: Keyboard Navigation

Blooms: Remember

Blooms: Understand

Difficulty: Hard

Learning Objective: 02-05 Demonstrate the causes and effects of a change in demand.

Topic: 02-13 The Effects of a Decrease in Demand

190. What effects will the following changes have on the price and quantity traded of computers?

- a) General population increases
- b) New and better technology for producing computers is introduced
- c) Income of the population increases
- d) Wage for computer workers increase

- a) Price and quantity traded increase
- b) Price decreases and quantity traded increases
- c) Price and quantity traded increase
- d) Price increases and quantity traded decreases

Accessibility: Keyboard Navigation

Blooms: Remember

Blooms: Understand

Difficulty: Medium

Learning Objective: 02-07 Explain why demand and supply determine price and the quantity traded; and not the reverse.

Topic: 02-17 Final Words

191. Distinguish between a demand curve and demand schedule.

Demand curve is a graphical illustration of the relationship between price and quantity demanded. Demand schedule is a table that shows the relationship between price and quantity demanded.

Accessibility: Keyboard Navigation

Blooms: Remember

Blooms: Understand

Difficulty: Medium

Learning Objective: 02-01 Explain the concept of demand.

Topic: 02-02 Individual Demand

192. Distinguish between demand and quantity demanded.

Demand refers to the whole range of quantities that are demanded at various prices as depicted by a demand curve. The quantity demanded refers to a particular quantity demanded at a particular price, i.e., a point on a demand curve.

Accessibility: Keyboard Navigation

Blooms: Remember

Blooms: Understand

Difficulty: Medium

Learning Objective: 02-01 Explain the concept of demand.

Topic: 02-02 Individual Demand

193. Distinguish between the substitution effect and substitute products.

The substitution effect is the substitution of one product for another as a result of a change in their relative prices. Substitute products are products whose demands vary directly with a change in the price of similar products.

Accessibility: Keyboard Navigation

Blooms: Remember

Blooms: Understand

Difficulty: Medium

Learning Objective: 02-01 Explain the concept of demand.

Learning Objective: 02-05 Demonstrate the causes and effects of a change in demand.

Topic: 02-03 Why Is the Demand Curve Downward Sloping?

Topic: 02-11 Determinants of a Change in Demand

194. If the price of gasoline goes up, then the demand will go down. Evaluate this statement.

All else held constant, if the price of gasoline goes up there will be a decrease in the quantity demanded of gasoline. Demand does not change.

Accessibility: Keyboard Navigation

Blooms: Remember

Blooms: Understand

Difficulty: Medium

Learning Objective: 02-01 Explain the concept of demand.

Topic: 02-02 Individual Demand

195. Assuming apple juice is a normal good, which of the following factors will increase the demand for apple juice?

- a) An increase in the price of apples.
- b) An increase in the price of apple juice.
- c) An increase in the price of orange juice.
- d) An increase in consumer income.
- e) An increase in the number of apple juice suppliers.

Assuming apple juice is a normal good; (c) and (d) will increase the demand for apple juice.

Accessibility: Keyboard Navigation

Blooms: Remember

Blooms: Understand

Difficulty: Easy

Learning Objective: 02-05 Demonstrate the causes and effects of a change in demand.

Topic: 02-12 The Effects of an Increase in Demand

196. Which of the following factors will change the supply of apple juice?

- a) An increase in the price of apples.
- b) An increase in the price of apple juice.
- c) An increase in the price of orange juice.
- d) An increase in consumer income.
- e) An increase in the number of apple juice suppliers.

(a) An increase in the price of apples will decrease the supply and (e) an increase in the number of apple juice suppliers will increase the supply.

Accessibility: Keyboard Navigation

Blooms: Remember

Blooms: Understand

Difficulty: Easy

Learning Objective: 02-06 Demonstrate the causes and effects of a change in supply.

Topic: 02-15 Determinants of a Change in Supply

197. The following table shows the demand and supply of bottles of premium olive oil for Country ABC.

Chapter 02 - Demand and Supply: An Introduction

Price (\$)	1	2	3	4	5	6	7
Quantity Demanded	18	16	14	12	10	8	6
Quantity Supplied	3	6	9	12	15	15	21

- a) What are values of equilibrium price and quantity?
b) Suppose the price of premium olive oil is \$6 per bottle, would there be a shortage or surplus? How much?

- a) Equilibrium price is \$4 and equilibrium quantity is 12 bottles
b) If the price is \$6 per bottle there will be a surplus of 7 bottles.

Accessibility: Keyboard Navigation

Blooms: Analyze

Blooms: Apply

Blooms: Remember

Blooms: Understand

Difficulty: Easy

Learning Objective: 02-04 Explain the concept of (price and quantity) equilibrium.

Topic: 02-09 Market Equilibrium

198. "If the price of pineapples changes, demand will also change." Evaluate this statement.

If the price of pineapple changes; neither the demand nor supply of pineapples will change. However, a change in price will affect the quantity demanded and quantity supplied.

Accessibility: Keyboard Navigation

Blooms: Remember

Blooms: Understand

Difficulty: Hard

Learning Objective: 02-01 Explain the concept of demand.

Topic: 02-02 Individual Demand